





A. Hinges

- | | | | | |
|-------------------------------|----------------------------|------------------------------|-------------------------|------------------------|
| A1. Long / Piano Hinge | A8. A / AS 1311 | A15. A - 1510 | A22. AS - 25204W | A29. AZ - 03 |
| A2. AS - 1940 | A9. AT - 2310 | A16. AT - 3171 | A23. AS - 2510W | A30. AS - 1520 |
| A3. AT - AD 5006 | A10. AS - 2211 | A17. AT - 3141 | A24. AT - 3101 | A31. AT - 3120 |
| A4. AS - 2510B | A11. A - 1230-60-22 | A18. AS - 110 | A25. A - 12 | A32. AZ - 0620 |
| A5. AT - 2810LB | A12. AT - 2810RV | A19. AS - 1120 | A26. AS - 1941 | A33. AS - 0820 |
| A6. AS - 25205V | A13. A - 1811 | A20. AS - 2410 | A27. AT - 0101 | A34. AS - 1430R |
| A7. A / AS 1310 | A14. A - 7251 | A21. AA - 0220LB / RB | A28. AT - 0220 | A35. AA - 1720 |




C. Latches

- | | | | | | |
|----------------------------|---------------------------------------|---------------------------------------|-----------------------------|-----------------------------|---------------------------------|
| C1. CS - 0413 | C7. C - 191 | C13. CT / CS - 0120 - 2 Keeper | C19. CS - 26228 | C25. CT - 27100 - VV | C31. CT - 00207 |
| C2. C - 32 | C8. C / CS - 1810 | C14. CT / CS - 01 Series | C20. C / CS - 66 | C26. CT - 0710 | C32. CT - 22 |
| C3. CS / CT - 10105 | C9. C - 6510 | C15. CT / CS - 02_0 Series | C21. CS / CT - 19105 | C27. CS - 0313 | C33. CT - 0720 |
| C4. C - 131 | C10. C / CS - 340 | C16. CT - 0810 | C22. CS - 1113 | C28. CS - 08300 | C34. CT - 02221 - W - 1 |
| C5. C - 1510 | C11. CT / CS - 0120 - 3 Keeper | C17. CT - 2510 | C23. CS - 1111 | C29. CT / CS - 21227 | C35. CT / CS - 00227 - 1 |
| C6. C - 0310 | C12. CT / CS - 02_2 Series | C18. CT - 26227 | C24. CT / CS - 0312 | C30. CS - 112 | C36. CT / CS - 0412 |



D. Leveling Glides

- D1.** DK/DS-01 Series
- D2.** DK/DS-02 Series
- D3.** DK/DS-08 Series
- D4.** DK/DS-04 Series
- D5.** DK/DS-05 Series
- D6.** DK-07 Series
- D7.** DK-09 Series



F. Door / Windows Regulators / Stays

- F1.** FT/FS-0110
- F2.** FT/FS-0120

Door Latches & Lock For Panels

1. Locks with Handle

- | | |
|---------------------------|----------------------------|
| B1. BZ - 17 Series | B6. B - 02 Series |
| B2. BS - 17 Series | B7. BZ - 18 Series |
| B3. BZ - 08 Series | B8. BZ - 07 Series |
| B4. BZ - 05 Series | B9. BZ - 042 Series |
| B5. BZ - 04 Series | |

2. Accessory , Seal

- B10.** B2090 Series

3. Quarter-Turn Locks

- | | |
|-----------------------------------|-----------------------------------|
| B11. BZ - 09 Series | B15. B - 032 Series |
| B12. BZ - 0322 / 32 Series | B16. BD - 2010 / 20 Series |
| B13. BZ - 1910 / 20 Series | B17. BZ - 0320 / 30 Series |
| B14. B - 010 Series | B18. B - 012 Series |

4. Tension Catch

- B19.** BD - B202 Series

5. Pawl & Rod System

- B20.** Applicable Pawl
- B21.** Pawl Attaching Rod



E. Handles

- | | | | | |
|-----------------------------|-----------------------------|------------------------------------|------------------------------|----------------------------|
| E1. E - 170 Series | E5. ES - D101 Series | E9. U - Handle | E13. EA - 45 Series | E17. E - 18 Series |
| E2. E15 , E16 Series | E6. EP - 05 Series | E10. E - 40 , E - 41 Series | E14. ET - 3508120B | E18. ET - 35100B |
| E3. E - 2010 | E7. ES - 06 Series | E11. E - 69 Series | E15. ES - 3716 Series | E19. ET - 01210A |
| E4. ET - D101 Series | E8. ES - 0831 Series | E12. EP - 021 Series | E16. ES - 0730 | E20. EP - 04 Series |



G. Castors

- | | | | | |
|--|--------------------------------------|---------------------------|---------------------------|------------------------------|
| G1. GN - A Series | G3. GX - T32 / GU - A3 Series | G4. GP - A3 Series | G5. GP - B5 Series | G6. GN - A_250_Series |
| G2. GN - A32 / GN - A252 Series | | | | |

