

LYE DUCTILE IRON PIPE FITTINGS

WITH **FUSION BONDED EPOXY** FINISHING

LYE DUCTILE IRON PIPE FITTINGS

BS EN 545 CLASS K-12 & K-14



(Also Available in Bitumen Coating & Cement Lining)



CONTENT

DESCRIPTION	PAGE
1. GENERAL INFORMATION	01
2. FLANGES	02
3. DOUBLE-SOCKET BEND	03
4. ALL-SOCKET TEE	04
5. DOUBLE SOCKET TEE WITH FLANGED BRANCH	05
6. DOUBLE-SOCKET TAPER	06
7. FLANGED SOCKET PIECE	06
8. ALL SOCKET ANGLE BRANCH	07
9. DOUBLE SOCKET LEVEL INVERT TEE WITH FLANGED BRANCH	07
10. DOUBLE-FLANGED BEND	08
11. ALL FLANGED TEE	09
12. DOUBLE FLANGED CONCENTRIC TAPER	10
13. DOUBLE FLANGED FLAT TAPER	10
14. DOUBLE FLANGED DUCKFOOT BEND	10
15. FLANGED BELL MOUTH	11
16. DOUBLE SOCKET COLLAR	11
17. FLANGED SPIGOT PIECE	11
18. BLANK FLANGE	11
19. DOUBLE FLANGE LONG RADIUS BEND	12
20. ALL FLANGED RADIAL TEE	12
21. ALL FLANGED ANGLE BRANCH	13
22. ALL FLANGED LEVEL INVERT TEE	13

LYE D.I. Specification (BS EN545)



Material Specification

Tensile Strength (Min)	420 N/mm²
Elongation (Min)	5%
Brinell Hardness	Max 250 HB

Hydrostatic Test Pressure

Nominal Diameter (mm)	Min Test Pressure (bars)
80 to 300	25
350 to 600	16
700 to 1000	10

Fittings-Standard

Standard K - 12 for other fittings Standard K – 14 for Tees
--

Thickness of cement mortar lining

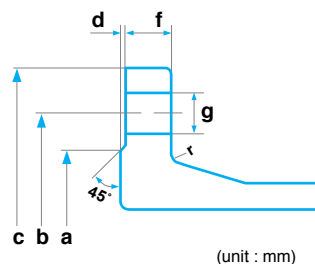
Nominal Size DN	Thickness (MM)	
	Nominal Value	Tolerance
80 to 300	4	-1.5
350 to 600	5	-2
700 to 1200	6	-2.5

Wall Thickness of Fittings

Wall thickness (e)	Tolerance
7.0	-2.3
>7.0	-(2.3 + 0.001DN)

Nominal Diameter DN No.	Wall Thickness (e)	
	K = 12	K = 14
80	7.0	8.1
100	7.2	8.4
150	7.8	9.1
200	8.4	9.8
250	9.0	10.5
300	9.6	11.2
350	10.2	11.9
400	10.8	12.6
450	11.4	13.3
500	12.0	14.0
600	13.2	15.4
700	14.4	16.8
800	15.6	18.2

Dimensions of LYE Ductile Iron Flanges



PN 10 Flange

Nominal Diameter DN No.	Dimensions					Bolt			Mass (kg)
	a	c	f	d	b	Size	g	No	
80	132	200	16.0	3	160	M16	19	8	2.9
100	156	220	16.0	3	180	M16	19	8	3.3
150	211	285	16.0	3	240	M20	23	8	5.1
200	266	340	17.0	3	295	M20	23	8	7.1
250	319	400	19.0	3	350	M20	23	12	9.9
300	370	455	20.5	4	400	M20	23	12	12.9
350	429	505	20.5	4	460	M20	23	16	14.7
400	480	565	20.5	4	515	M24	28	16	17.7
450	530	615	21.5	4	565	M24	28	20	20.2
500	582	670	22.5	4	620	M24	28	20	24.3
600	682	780	25.0	5	725	M27	31	20	33.7
700	794	895	27.5	5	840	M27	31	24	45.0
800	901	1015	30.0	5	950	M30	34	24	60.0

PN 16 Flange

Nominal Diameter DN No.	Dimensions					Bolt			Mass (kg)
	a	c	f	d	b	Size	g	No	
80	132	200	16.0	3	160	M16	19	8	2.9
100	156	220	16.0	3	180	M16	19	8	3.3
150	211	285	16.0	3	240	M20	23	8	5.1
200	266	340	17.0	3	295	M20	23	12	6.9
250	319	400	19.0	3	355	M24	28	12	9.6
300	370	455	20.5	4	410	M24	28	12	12.6
350	429	520	22.5	4	470	M24	28	16	17.4
400	480	580	24.0	4	525	M27	31	16	22.2
450	548	640	26.0	4	585	M27	31	20	28.1
500	609	715	27.5	4	650	M30	34	20	37.7
600	720	840	31.0	5	770	M33	37	20	57.4
700	794	910	34.5	5	840	M33	37	24	69.0
800	901	1025	38.0	5	950	M36	41	24	74.0

PN 25 Flange

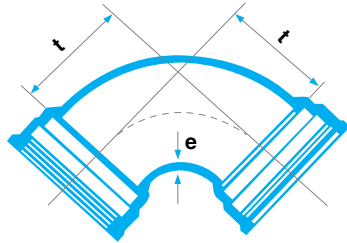
Nominal Diameter DN No.	Dimensions					Bolt			Mass (kg)
	a	c	f	d	b	Size	g	No	
80	132	200	16.0	3	160	M16	19	8	2.9
100	156	235	16.0	3	190	M20	23	8	3.8
150	211	300	17.0	3	250	M24	28	8	6.1
200	274	360	19.0	3	310	M24	28	12	8.9
250	330	425	21.5	3	370	M27	31	12	13.2
300	389	485	23.5	4	430	M27	31	16	18.0
350	448	555	26.0	4	490	M30	34	16	25.3
400	503	620	28.0	4	550	M33	37	16	33.2
450	548	670	30.5	4	600	M33	37	20	39.0
500	609	730	32.5	4	660	M33	37	20	48.3
600	720	845	37.0	5	770	M36	40	20	69.8
700	820	960	41.5	5	875	M39	44	24	89.0
800	928	1085	46.0	5	990	M45	50	24	122.0

LYE Ductile Iron Pipe Fittings



(unit : mm)

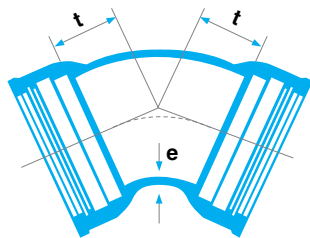
**LYE D.I. Double-Socket 90°
Bend (K =12)
T-type**



Nominal Diameter DN	t	e	Mass (kg)
80	100	7.0	9.0
100	120	7.2	12.1
150	170	7.8	22.0
200	220	8.4	36.5
250	270	9.0	51.5
300	320	9.6	81.5
350	370	10.2	105
400	420	10.8	134
450	470	11.4	166
500	520	12.0	202
600	620	13.2	290
700	720	14.4	487
800	820	15.6	648

(unit : mm)

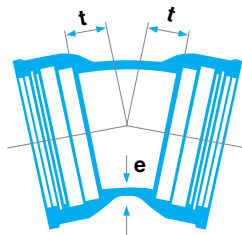
**LYE D.I. Double-Socket 45°
Bend (K =12)
T-type**



Nominal Diameter DN	t	e	Mass (kg)
80	55	7.0	8.1
100	65	7.2	10.8
150	86	7.8	18.8
200	110	8.4	31.0
250	130	9.0	41.5
300	155	9.6	66.0
350	175	10.2	83.5
400	200	10.8	104
450	220	11.4	127
500	240	12.0	150
600	285	13.2	209
700	330	14.4	360
800	370	15.6	465

(unit : mm)

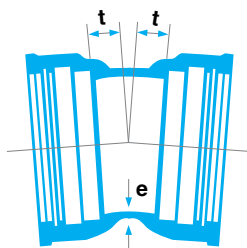
**LYE D.I. Double-Socket 22½°
Bend (K =12)
T-type**



Nominal Diameter DN	t	e	Mass (kg)
80	40	7.0	7.7
100	45	7.2	10.0
150	55	7.8	17.3
200	65	8.4	27.5
250	75	9.0	36.0
300	90	9.6	58.0
350	100	10.2	71.0
400	110	10.8	88.0
450	120	11.4	105
500	135	12.0	123
600	155	13.2	164
700	175	14.4	290
800	195	15.6	367

(unit : mm)

**LYE D.I. Double-Socket 11¼°
Bend (K =12)
T-type**



Nominal Diameter DN	t	e	Mass (kg)
80	30	7.0	7.4
100	35	7.2	9.7
150	40	7.8	16.2
200	45	8.4	25.5
250	50	9.0	33.5
300	60	9.6	54.0
350	65	10.2	65.5
400	70	10.8	79.0
450	75	11.4	93.5
500	85	12.0	108
600	95	13.2	141
700	95	14.4	252
800	110	15.6	316

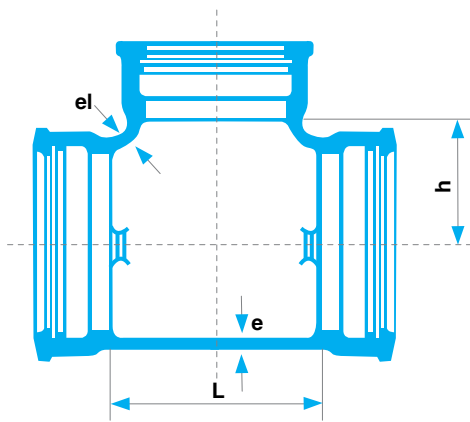
(unit : mm)



LYE D.I. All-Socket Tee

(K =14)

T-type



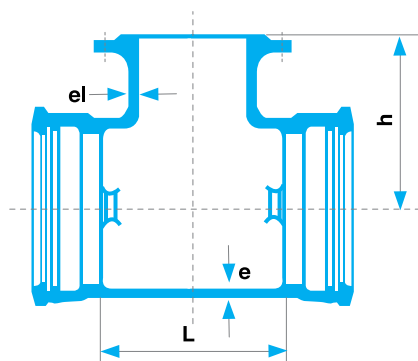
Nominal Diameter		L	h	e	el	Mass (kg)
DN	dn					
80	80	185	110	8.1	8.1	13.8
100	80	185	125	8.4	8.1	16.6
100	100	210	125		8.4	18.1
150	80	190	150	9.1	8.1	24.5
150	100	210	150		8.4	26.0
150	150	270	150		9.1	31.5
200	80	190	180	9.8	8.1	35.0
200	100	215	180		8.4	37.5
200	150	270	180		9.1	43.0
200	200	330	180		9.8	50.5
250	100	220	205	10.5	8.4	47.5
250	150	335	210		9.1	59.0
250	200	335	210		9.8	63.5
250	250	390	210		10.5	71.5
300	100	220	235	11.2	8.4	66.5
300	150	335	235		9.1	80.5
300	200	335	235		9.8	84.0
300	250	450	240		10.5	95
300	300	450	240		11.2	110
350	100	225	260	11.9	8.4	78.0
350	150	340	265		9.1	95.0
350	200	340	265		9.8	98.0
350	300	515	270		11.2	122
350	350	515	270		11.9	133
400	100	225	290	12.6	8.4	92.0
400	150	340	290		9.1	111
400	200	340	290		9.8	114
400	300	575	295		11.2	140
400	350	575	300		12.6	167
450	150	345	320	13.3	9.1	128
450	200	345	320		9.8	131
450	300	635	325		11.2	160
450	400	635	325		12.6	188
450	450	635	330		13.3	203
500	150	350	345	14.0	9.1	145
500	200	350	345		9.8	148
500	300	580	350		11.2	179
500	400	580	350		12.6	210
500	500	695	360		14.0	242
600	150	355	400	15.4	9.1	184
600	200	355	400		9.8	187
600	300	585	405		11.2	223
600	400	585	405		12.6	259
600	600	820	420		15.4	337
700	150	360	410	16.8	9.1	288
700	200	360	415		9.8	289
700	400	580	430		12.6	361
700	450	640	435		13.3	381
700	700	900	450		16.8	536
800	150	360	465	18.2	9.1	352
800	200	360	470		9.8	353
800	400	585	480		12.6	439
800	450	645	490		13.3	463
800	800	1020	505		18.2	701

(unit : mm)



LYE D.I. Double Socket Tee with Flanged Branch

(K =14)
T-type

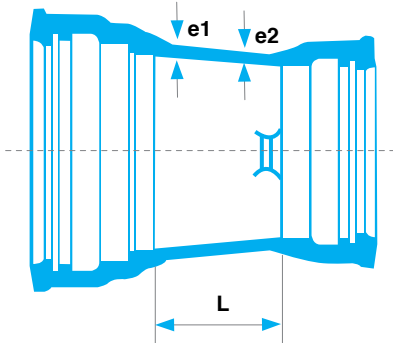


Nominal Diameter		L	h	e	e1	Mass (kg)
DN	dn					PN 16
80	80	185	185	8.1	8.1	14.7
100	80	185	195	8.4	8.1	17.4
100	100	210	200		8.4	18.8
150	80	190	220	9.1	8.1	25.5
150	100	210	230		8.4	27.0
150	150	270	245		9.1	32.5
200	80	190	250	9.8	8.1	36.5
200	100	215	255		8.4	38.5
200	150	270	270		9.1	44.5
200	200	330	275		9.8	51.0
250	80	220	275	10.5	8.1	47.0
250	100	220	285		8.4	47.5
250	150	335	300		9.1	62.0
250	200	335	305		9.8	62.0
250	250	390	320		10.5	71.0
300	80	220	305		11.2	8.1
300	100	220	310	8.4		65.0
300	150	335	325	9.1		78.5
300	200	335	330	9.8		81.5
300	250	450	345	10.5		91.5
300	300	450	360	11.2		102
350	80	225	330	11.9	8.1	76.0
350	100	225	340		8.4	76.5
350	150	340	355		9.1	93.0
350	200	340	360		9.8	96.0
350	300	515	390		11.2	118
350	350	515	405		11.9	132
400	80	225	360	12.6	8.1	90.0
400	100	225	365		8.4	91.0
400	150	340	380		9.1	109
400	200	340	385		9.8	112
400	300	575	415		11.2	136
400	400	575	445		12.6	167
450	100	230	395	13.3	8.4	106
450	150	345	410		9.1	127
450	200	345	415		9.8	130
450	300	635	445		11.2	157
450	400	635	475		12.6	189
450	450	635	490		13.3	208
500	100	230	420	14.0	8.4	120
500	150	350	435		9.1	143
500	200	350	440		9.8	146
500	300	580	470		11.2	177
500	400	580	500		12.6	212
500	500	695	530		14.0	256
600	100	355	475	15.4	8.4	152
600	150	355	490		9.1	183
600	200	355	495		9.8	186
600	300	585	525		11.2	222
600	400	585	525		12.6	263
600	600	820	615		15.4	368
700	150	360	505	16.8	9.1	292
700	200	360	510		9.8	294
700	400	580	570		12.6	378
700	450	640	580		13.3	402
700	700	900	620		16.8	546
800	150	360	555	18.2	9.1	356
800	200	360	560		9.8	358
800	400	585	625		12.6	456
800	450	645	630		13.3	483
800	800	1020	700		18.2	724

(unit : mm)



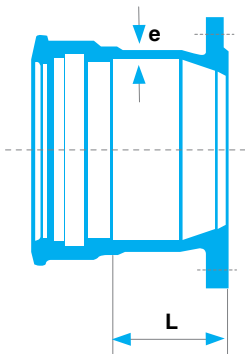
LYE D.I. Double-Socket Taper (K =12) T-type



Nominal Diameter		L	e1	e2	Mass (kg)
DN	dn				
100	80	90	7.2	7.0	9.2
150	80	190	7.8	7.2	14.9
150	100	150			15.3
200	100	250	8.4	7.2	23.5
200	150	150			24.0
250	150	250	9.0	7.8	32.5
250	200	150			33.0
300	150	350	9.6	8.4	50.0
300	200	250			49.0
300	250	150			47.0
350	200	360	10.2	8.4	62.5
350	250	260			61.0
350	300	160			61.5
400	200	460	10.8	8.4	78.0
400	250	360			76.5
400	300	260			77.0
400	350	160			73.0
450	250	460	11.4	9.0	94.0
450	300	360			94.5
450	350	260			91.0
450	400	160			86.5
500	300	460	12.0	9.6	114
500	350	360			110
500	400	260			106
500	450	160			99.0
600	350	560	13.2	10.2	157
600	400	460			152
600	450	360			146
600	500	260			137
700	500	480	14.4	12.0	215
700	600	280			196
800	600	480	15.6	13.2	270
800	700	280			280

(unit : mm)

LYE D.I. Flanged-Socket (K =12) T-type



Nominal Diameter DN	L	e1	Mass (kg)
			PN 16
80	130	7.0	8.3
100	130	7.2	10.2
150	135	7.8	16.4
200	140	8.4	24.0
250	145	9.0	32.0
300	150	9.6	44.0
350	155	10.2	55.5
400	160	10.8	67.5
450	165	11.4	81.5
500	170	12.0	99.5
600	180	13.2	138
700	190	14.4	202
800	200	15.6	253

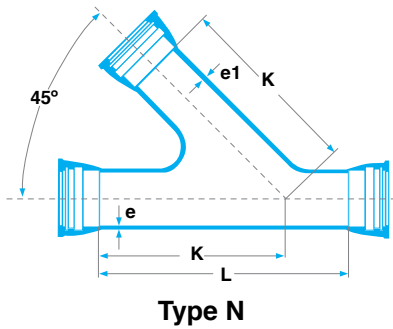


LYE D.I. All Socket 45° Angle Branch (K=14)

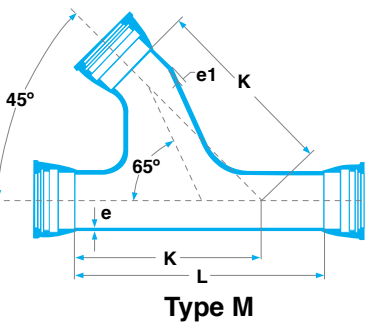
T-type

K=14

Dimensions in millimeters



Nominal Diameter		e	e1	Type	L	K	Mass (kg)
Body DN	Branch dn						
mm	mm	mm	mm	mm	mm	mm	mm
80	80	8.1	8.1	N	500	375	19
100	100	8.4	8.4	N	540	405	25
150	150	9.1	9.1	N	640	408	45
200	200	9.8	9.8	N	735	560	71
250	250	10.5	10.5	N	830	640	106
300	300	11.2	11.2	N	930	715	151
350	350	11.9	11.9	M	880	790	169



K=14

Dimensions in millimeters

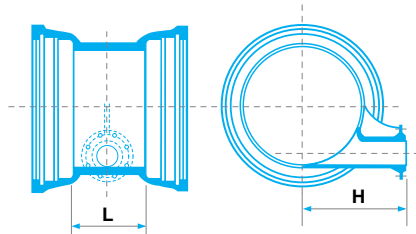
Nominal Diameter		e	Type	L	K	Mass (kg)
Body DN	Branch dn					
mm	mm	mm	mm	mm	mm	mm
400	400	12.6	M	970	870	232
450	450	13.3	M	1060	950	302
500	500	14.0	M	1140	1025	388
600	600	15.4	M	1310	1180	525
700	700	16.8	M	1250	1280	667
800	800	18.2	M	1380	1410	919

LYE D.I. Double Socket Level Invert Tee With Flanged Branch (K=14)

T-type

K=14

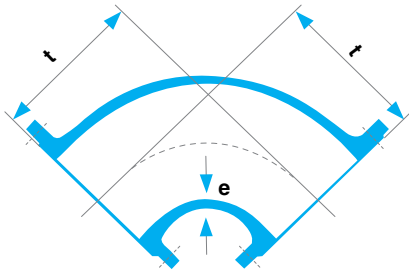
Dimensions in millimeters



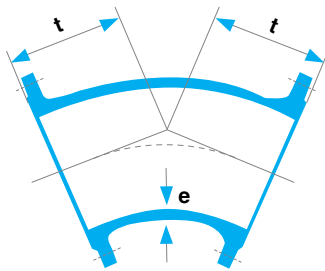
Nominal Diameter		L	H	Mass (kg)
DN	dn			PN 16
mm	mm	mm	mm	mm
200	80	245	250	39.5
250	80	250	275	49.5
300	80	255	300	62
350	100	280	325	83
400	100	280	350	97.5
450	100	285	375	115
500	100	290	400	134
600	100	295	450	173
700	150	360	500	296
700	200	360	500	300
800	150	360	540	360
800	200	360	540	364

LYE Ductile Iron Fittings

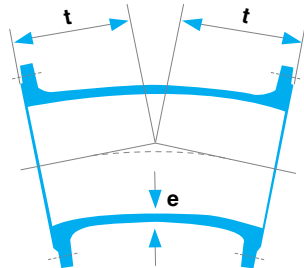
Double-Flanged 90° Bend (K =12)



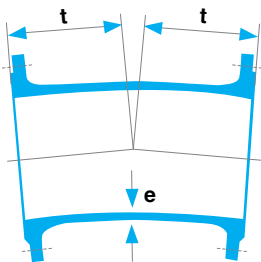
Double-Flanged 45° Bend (K =12)



Double-Flanged 22 1/2° Bend (K =12)



Double-Flanged 11 1/4° Bend (K =12)



K=14

(unit : mm)



Nominal Diameter DN	t	e	Mass (kg)
			PN 16
80	165	7.0	9.6
100	180	7.2	12.0
150	220	7.8	20.5
200	260	8.4	31.0
250	350	9.0	49.5
300	400	9.6	69.5
350	450	10.2	96.0
400	500	10.8	126.0
450	550	11.4	163.0
500	600	12.0	211.0
600	700	13.2	322.0
700	800	14.4	423
800	900	15.6	571

(unit : mm)

Nominal Diameter DN	t	e	Mass (kg)
			PN 16
80	130	7.0	9.3
100	140	7.2	11.4
150	160	7.8	18.9
200	180	8.4	27.5
250	350	9.0	54.5
300	400	9.6	76.5
350	298	10.2	82.5
400	324	10.8	107.0
450	349	11.4	135.0
500	375	12.0	175.0
600	426	13.2	263.0
700	478	14.4	335.0
800	529	15.6	444.0

(unit : mm)

Nominal Diameter DN	t	e	Mass (kg)
			PN 16
80	130	7.0	9.4
100	140	7.2	11.5
150	160	7.8	19.1
200	180	8.4	28.0
250	350	9.0	56.0
300	400	9.6	78.5
350	298	10.2	84.0
400	324	10.8	109.0
450	349	11.4	138.0
500	375	12.0	178.0
600	426	13.2	268.0
700	478	14.4	342.0
800	529	15.6	448.0

(unit : mm)

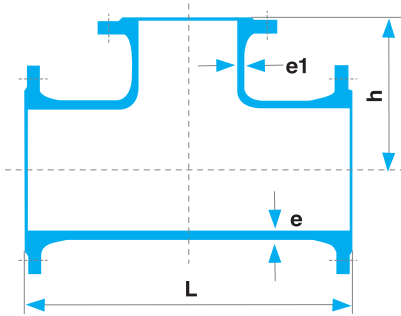
Nominal Diameter DN	t	e	Mass (kg)
			PN 16
80	130	7.0	9.5
100	140	7.2	11.5
150	160	7.8	19.1
200	180	8.4	28.0
250	350	9.0	56.0
300	400	9.6	79.0
350	298	10.2	84.0
400	324	10.8	109.0
450	349	11.4	139.0
500	375	12.0	179.0
600	426	13.2	269.0
700	478	14.4	343.0
800	529	15.6	451.0

(unit : mm)



LYE D.I. All Flanged Tee (K = 14)

T-type

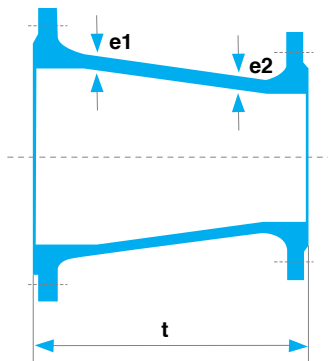


Nominal Diameter		L	h	e	e1	Mass (kg)
DN	dn					PN16
80	80	330	165	8.1	8.1	15.8
100	80	360	475	8.4	8.1	18.6
	100	360	180		8.4	19.5
150	80	440	205	9.1	8.1	29.0
	100	440	210		8.4	30.0
	150	440	220		9.1	33.5
200	80	520	235	9.8	8.1	42.5
	100	520	240		8.4	43.5
	150	520	250		9.1	46.5
	200	620	260		9.8	50.5
250	100	700	275	10.5	8.4	67.5
	150	700	300		9.1	76.0
	200	700	325		9.8	76.0
	250	700	350		10.5	83.0
300	100	800	300	11.2	8.4	93.5
	150	800	325		9.1	98.5
	200	800	350		9.8	102
	250	800	375		10.5	110
	300	800	400		11.2	116
350	100	850	325	11.9	8.4	123
	150	850	325		9.1	126
	200	850	325		9.8	129
	300	850	425		11.2	145
	350	850	425		11.9	153
400	100	900	350	12.6	8.4	155
	150	900	350		9.1	158
	200	900	350		9.8	161
	300	900	350		11.2	177
	400	900	450		12.6	193
450	100	950	375	13.3	8.4	193
	150	950	375		9.1	196
	200	950	375		9.8	199
	300	950	475		11.2	215
	400	950	475		12.6	230
	450	950	475		13.3	240
500	100	1000	400	14.0	8.4	242
	150	1000	400		9.1	245
	200	1000	400		9.8	248
	300	1000	500		11.2	264
	400	1000	500		12.6	279
	500	1000	500		14.0	301
600	150	1100	450	15.4	9.1	356
	200	1100	450		9.8	359
	300	1100	550		11.2	375
	400	1100	550		12.6	390
	600	1100	550		15.4	483
700	150	600	525	16.8	9.1	283
	200	650	525		9.8	299
	300	780	530		11.2	342
	400	870	555		12.6	379
	700	1200	600		16.8	548
800	200	690	585	18.2	9.8	384
	400	910	615		12.6	478
	600	1350	645		15.4	699
	800	1350	675		18.2	741

(unit : mm)

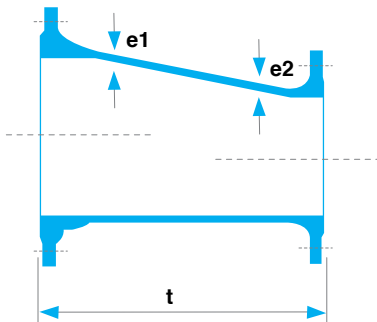


LYE D.I. Double-Flanged Concentric Taper (K =12)

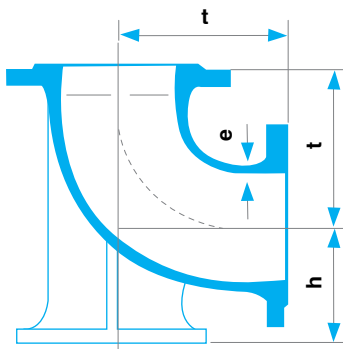


Nominal Diameter		t	e1	e2	Mass (kg)
DN	dn				PN16
100	80	200	7.2	7.0	9.4
150	80	400	7.8	7.0	16.4
150	100	300		7.2	15.3
200	100	600	8.4	7.2	27.5
200	150	300		7.8	22.0
250	150	600	9.0	7.8	39.0
250	200	300		8.4	30.5
300	150	600	9.6	7.8	48.5
300	200	600		8.4	51.5
300	250	300		9.0	40.0
350	200	600	10.2	8.4	64.0
350	250	600		9.0	67.5
350	300	300		9.6	52.5
400	200	600	10.8	8.4	77.5
400	250	600		9.0	81.5
400	300	600		9.6	85.0
400	350	300		10.2	67.0
450	250	600	11.4	9.0	97.0
450	300	600		9.6	101
450	350	600		10.2	106
450	400	300		10.8	83.0
500	300	600	12.0	9.6	122
500	350	600		10.2	127
500	400	600		10.8	131
500	450	300		11.4	104
600	350	700	13.2	10.2	174
600	400	600		10.8	178
600	450	600		11.4	183
600	500	600		12.0	191
700	450	700	14.4	11.4	213
700	500	600		12.0	208
700	600	600		13.2	243
800	500	800	15.6	12.0	285
800	600	600		13.2	275
800	700	600		14.4	295

LYE D.I. Double-Flanged Flat Taper (K =12)



LYE D.I. Double-Flanged 90° Duckfoot Bend (K =12)



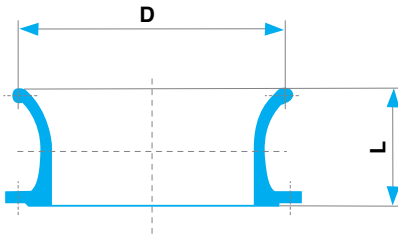
(unit : mm)

DN	e	t	h	Mass (kg)
				PN16
80	7.0	165	110	14.8
100	7.2	180	125	18.2
150	7.8	220	160	31.5
200	8.4	260	190	48.5
250	9.0	350	225	77.5
300	9.6	400	255	111
350	10.2	450	290	153
400	10.8	500	320	201
450	11.4	550	355	261
500	12.0	600	385	336
600	13.2	700	450	520
700	14.4	800	515	586
800	15.6	900	580	798



(unit : mm)

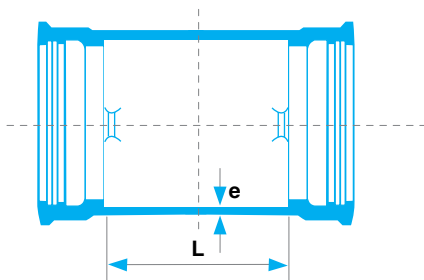
LYE D.I. Flanged Bell Mouth (K =12)



Nominal Diameter DN	D	L	Mass (kg)
			PN 16
80	150	130	5.2
100	175	135	6.2
150	230	150	10.1
200	290	170	14.8
250	345	183	20.5
300	405	205	28.5
350	460	220	38.0
400	520	240	49.5
450	575	255	62.0
500	635	275	80.0
600	750	310	120
700	945	340	154
800	1055	380	203

(unit : mm)

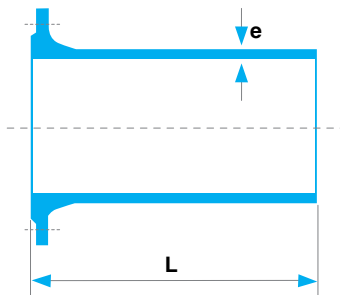
LYE D.I. Collar (K =12)



Nominal Diameter DN	L	e	Mass (kg)
			PN 16
80	160	7.0	12.9
100	160	7.2	15.8
150	165	7.8	23.5
200	170	8.4	30.0
250	175	9.0	38.5
300	180	9.6	57.5
350	185	10.2	67.5
400	190	10.8	81.0
450	195	11.4	96.0
500	200	12.0	109
600	210	13.2	140
700	220	14.4	176
800	230	15.6	199

(unit : mm)

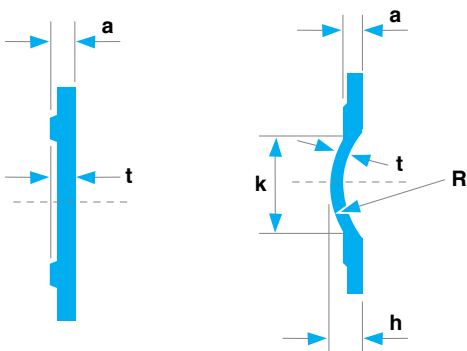
LYE D.I. Flanged Spigot (K =12)



Nominal Diameter DN	L	e	Mass (kg)
			PN 16
80	350	7.0	7.8
100	360	7.2	9.7
150	380	7.8	15.8
200	400	8.4	23.0
250	420	9.0	32.0
300	440	9.6	42.0
350	460	10.2	55.5
400	480	10.8	70.0
450	500	11.4	87.0
500	520	12.0	110
600	560	13.2	159
700	600	14.4	206
800	600	15.6	254

(unit : mm)

LYE D.I. Blank Flange (K =12)

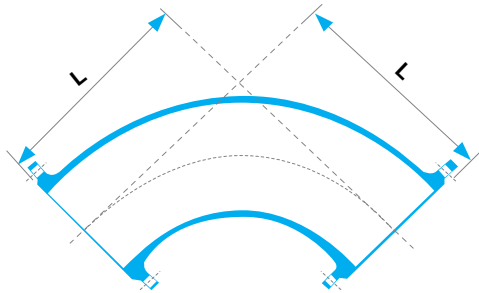


Nominal Size DN	a	t	K and R	h	Mass (kg)
					PN 16
80	19.0	18.0	-	-	3.9
100	19.0	18.0	-	-	4.8
150	19.0	18.0	-	-	8.1
200	20.0	18.0	-	-	11.4
250	22.0	19.0	-	-	16.6
300	24.5	20.5	-	-	23.5
350	26.5	22.5	325	71	34.5
400	28.0	24.0	375	80	46.0
450	30.0	26.0	425	88	60.0
500	31.5	27.5	475	97	79.5
600	36.0	31.0	575	114	125
700	39.5	34.5	675	131	163
800	43.0	38.0	775	148	228

LYE D.I. Double Flanged 90° Long Radius Bend (K=12)



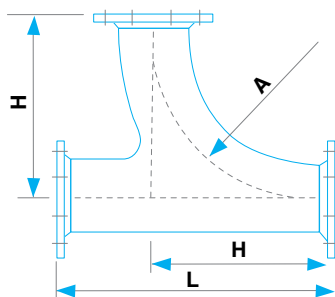
K-12 Dimensions in millimeters



Nominal Diameter DN	L	Mass (kg)
		PN 16
80	380	14.5
100	400	18.0
150	450	30.5
200	500	46.0
250	550	66.0
300	600	90.5
350	650	122
400	700	158
450	750	200
500	800	254
600	900	379

LYE D.I. All Flanged Radial Tee (K=14)

K-14 Dimensions in millimeters



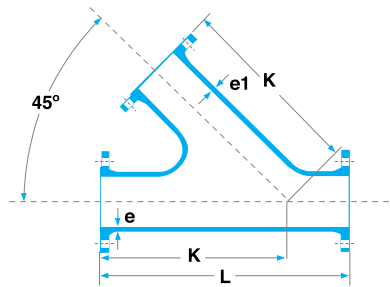
Nominal Diameter DN	dn	L	H	A	Mass (kg)
					PN 16
80	80	545	380	330	23
100	100	580	400	340	30
150	150	670	450	385	49
200	200	760	500	430	73
250	250	900	550	475	108
300	300	1000	600	515	146
350	350	1100	650	560	204
400	400	1200	700	605	258
450	450	1300	750	650	329
500	500	1400	800	690	418
600	600	1600	900	780	635



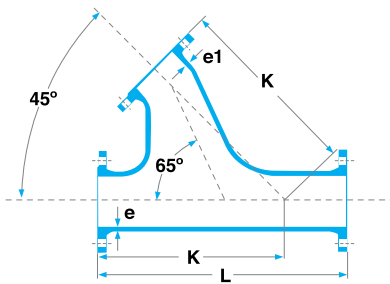
LYE D.I. Flanged 45° Angle Branch (K=14)

K=14

Dimensions in millimeters



Type N



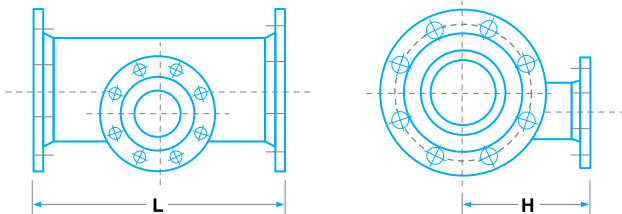
Type M

Nominal Diameter		Type	e	e1	L	K	Mass (kg)
DN	dn						PN16
80	80	N	8.1	8.1	500	375	23
100	100	N	8.4	8.4	540	405	27
150	150	N	9.1	9.1	640	480	47
200	200	N	9.8	9.8	735	560	71
250	250	N	10.5	10.5	830	640	105
300	300	N	11.2	11.2	930	715	147
350	350	M	11.9	11.9	880	790	168
400	400	M	12.6	12.6	970	870	220
450	500	M	13.3	13.3	1060	950	282
500	500	M	14.0	14.0	1140	1025	365
600	600	M	15.4	15.4	1310	1180	550
700	700	M	16.8	16.8	1550	1430	832
800	800	M	18.2	18.2	1700	1570	1135

LYE D.I. All Flanged Level Invert Tee (K=14)

K=14

Dimensions in millimeters



Nominal Diameter		L	H	Mass (kg)
DN	dn			PN16
150	80	400	220	30
200	80	520	250	43
200	100	520	250	44
250	80	700	275	66
250	100	700	275	69
300	80	800	305	94
300	100	800	305	96
300	150	800	305	99
350	100	850	340	125
350	150	850	340	128
400	100	900	365	156
400	150	900	365	162
450	100	950	380	189
450	150	950	380	197
500	150	1000	400	248
600	150	1100	450	360
600	200	1100	450	370
700	150	600	500	262
700	200	650	500	268
800	150	670	540	379
800	200	690	540	388

Sluice Valve / Wedge Gate Valves (BS 5163)

Air Valves

-Double Orifice Kinetic, Double Orifice Standard,
Single Large Orifice, Single Small Orifice.

Pillar Hydrant c/w Outlet or Landing Valve and other fire-fighting equipment.

Manhole Covers Frames and Valve Chamber with Extension rings.

Ductile Iron Joints for pipeline connection:-

-Detachable Joint (D.J.)
-Variable Adaptor (V.A.)
-Ferrous Saddle

Other ferrous / non-ferrous casting products (Cast Iron, Ductile Iron, Bronze, Brass).



LYE D.I. Butterfly Valve



LYE D.I. Type B
Sluice Valve



LYE Air Valve -
Double Orifice Standard



LYE Air Valve -
Double Orifice Kinetic



LYE Air Valve -
Single Small Orifice



LYE Air Valve -
Single Large Orifice



LYD D.I. - Valve Chamber
- 3 Sections



LYE D.I. - Manhole Cover,
Frame & Extension Ring



LYE D.I. -
JPP Manhole Cover & Frame



LYE D.I. -
Variable Adaptor (VA)



LYE D.I. Pillar Hydrant
c/w outlet / landing valve



Registration No.: 1205



LYE MANUFACTURING SDN. BHD. (32836-H)

Manufacturer of Valves, Hydrants, Joints, Fittings & Manhole Covers.

SALES OFFICE : Lot 36, Jalan BRP 9/2B, Putra Industrial Park, Bukit Rahman Putra, 47000 Sq. Buloh, Selangor Darul Ehsan, Malaysia.

Tel : 603 - 6140 3131 (Hunting Line) Fax : 603 - 6140 5858 Email : lye_manufacturing@yahoo.com

FACTORY : Lot 1844, Jalan KPB 8, Kampung Baru Belakong, 43300 Kajang, Selangor Darul Ehsan, Malaysia.

Tel : 603 - 8961 1623 Fax : 603 - 8961 1092

WEBSITE : www.lye.com.my