

**MAXIMUM SPEED, LOW  
DUPLEX PRINTING COSTS.**



Experience high printing speeds and borderless printing for up to A4 size with Epson L6160/6170/6190 ink tank printers. Armed with PrecisionCore™ printheads, print speeds are improved for increased efficiency. The new tank design is integrated into the printer to allow the printer to have the smallest footprint\* amongst all brands of ink tank printers that use bottled ink refills. Together with a new set of low-cost ink bottles which guarantees spill-free ink refilling and the paper-saving auto-duplex function, enjoy one of the lowest printing cost solutions. Maximise connectivity with a suite of Epson Connect features which enables printing on the go over a network.



L6160

L6170

L6190



Each printer comes bundled with a starter kit of 1 x 127 ml bottle of black pigment ink and 3 x 70 ml bottles of colour ink.

- Ultra-High Page Yield
- Print Speed
- Duplex Printing
- Borderless Printing
- Wi-Fi Direct
- Epson Connect
- 2-Year Warranty



**IT'S IN THE DETAILS.**

With PrecisionCore printhead technology, Epson L6160/6170/6190 delivers fast, reliable printing.

**Superior Savings with Auto-Duplex**

Save up to 50% on paper costs with auto-duplex function, and enjoy even greater savings with high page yields and affordable inks.

**Speed, Quality and Reliability**

Epson PrecisionCore printhead offers higher print speed, quality and reliability. Pigment black ink produces water and smudge-resistant printouts.

**Seamless Connectivity**

Share your printer over Wi-Fi, Wi-Fi Direct, Ethernet and print on the go via a suite of Epson Connect features.


\*Results obtained by comparing published specifications of minimum footprint of all brands of ink tank printers using bottled ink refills against the Epson L6160/6170/6190. Results valid as at July 2017.

| MODEL NUMBER                             | L6160  | L6170                      | L6190                           |
|--|--|----------------------------|---------------------------------|
| Printer Type                             | Print, Scan, Copy  | Print, Scan, Copy with ADF | Print, Scan, Copy, Fax with ADF |
| <b>Printing</b>                          |  |                            |                                 |
| Printing Technology                      | PrecisionCore Printhead  |                            |                                 |
| Nozzle Configuration                     | 400 nozzles Black, 128 nozzles per colour (Cyan, Magenta, Yellow)  |                            |                                 |
| Print Direction                          | Bi-directional printing, Uni-directional printing  |                            |                                 |
| Maximum Resolution                       | 4800 x 1200 dpi (with Variable-Sized Droplet Technology)   |                            |                                 |
| Minimum Ink Droplet Volume               | 3.3 pl   |                            |                                 |
| Print Speed*1                            | Draft Text - Memo, A4 (Black** / Colour**)<br>Up to 33 ppm / 20 ppm  |                            |                                 |
| ISO 24734, A4 (Black / Colour)           | Simplex: Up to 15 ipm / 8.0 ipm, Duplex: 6.5 ipm / 4.5 ipm   |                            |                                 |
| Photo Default - 10 x 15 cm / 4 x 6" *2,3 | Approx. 69 sec per photo (Border) / 92 sec per photo (Borderless)  |                            |                                 |
| Printer Language                         | ESC / P-R  |                            |                                 |
| Automatic 2-sided printing               | Yes (up to A4)   |                            |                                 |
| <b>Copying</b>                           |  |                            |                                 |
| Copy Speed                               | ISO 29183, A4, Simplex (Black / Colour)<br>Simplex: Up to 11 ipm / 5.5 ipm   |                            |                                 |
| Copy Quality                             | Normal / Best quality  |                            |                                 |
| Maximum Copies from Standalone           | 99 copies  |                            |                                 |
| Reduction / Enlargement                  | 25 - 400%, Auto Fit Function   |                            |                                 |
| Maximum Copy Resolution                  | 600 x 1200 dpi   |                            |                                 |
| Maximum Copy Size                        | A4, Letter   |                            |                                 |
| <b>Scanning</b>                          |  |                            |                                 |
| Scanner Type                             | Flatbed colour image scanner   |                            |                                 |
| Sensor Type                              | CIS  |                            |                                 |
| Optical Resolution                       | 1200 x 2400 dpi  |                            |                                 |
| Maximum Scan Area                        | 216 x 297 mm (8.5 x 11.7")   |                            |                                 |
| Scanner Bit Depth                        | Colour<br>48-bit input, 24-bit output<br>Grayscale<br>16-bit input, 8-bit output<br>Black & White<br>16-bit input, 1-bit output  |                            |                                 |
| Scan Speed (Flatbed / ADF (Simplex))     | Monochrome 200 dpi<br>12 sec<br>Colour 200 dpi<br>27 sec   |                            |                                 |
| <b>Fax Function</b>                      |  |                            |                                 |
| Type of Fax                              | -  |                            |                                 |
| Receive Memory / Page Memory             | -  |                            |                                 |
| Error Correction Mode                    | -  |                            |                                 |
| Fax Speed (Data Transfer Rate)           | -  |                            |                                 |
| Fax Resolution                           | -  |                            |                                 |
| Transmission Paper Size                  | -  |                            |                                 |
| ADF                                      | -  |                            |                                 |
| Receiving Paper Size                     | -  |                            |                                 |
| Speed Dial / Group Dial                  | -  |                            |                                 |
| Fax Features                             | -  |                            |                                 |
| <b>ADF Function</b>                      |  |                            |                                 |
| Support Paper Thickness                  | -  |                            |                                 |
| Paper Capacity                           | -  |                            |                                 |
| <b>Paper Handling</b>                    |  |                            |                                 |
| Paper Feed Method                        | Friction feed  |                            |                                 |
| Number of Paper Trays                    | 1 (Paper Cassette)   |                            |                                 |
| Paper Hold Capacity                      | Input Capacity   |                            |                                 |
| Output Capacity                          | Paper Size   |                            |                                 |
| Maximum Paper Size                       | Print Margin   |                            |                                 |
| Interface                                | USB 2.0  |                            |                                 |
| Network                                  | Ethernet, Wi-Fi IEEE 802.11b/g/n, Wi-Fi Direct   |                            |                                 |
| Network Protocol                         | TCP/IPv4, TCP/IPv6, LPD, IPP, PORT9100, WSD  |                            |                                 |
| Network Management Protocols             | SNMP, HTTP, DHCP, BOOTP, APIPA, PING, DDNS, mDNS, SLP, WSD, LLTD   |                            |                                 |
| <b>Mobile and Cloud Printing</b>         |  |                            |                                 |
| Epson Connect                            | Epson iPrint, Epson Email Print, Remote Print Driver, Scan to Cloud  |                            |                                 |
| Other Mobile Solutions                   | Apple AirPrint, Google Cloud Print, Mopria Print Service   |                            |                                 |
| <b>Control Panel</b>                     |  |                            |                                 |
| LCD Screen                               | 2.4" Colour LCD  |                            |                                 |
| <b>Printer Software</b>                  |  |                            |                                 |
| Operating System Compatibility           | Windows XP / XP Professional x 64 Edition / Vista / 7 / 8 / 8.1 / 10<br>Windows Server 2003 / 2008 / 2012 / 2016<br>Only printing and scanning functions are supported for Windows Server OS<br>Mac OS X 10.6.8 or later |                            |                                 |
| <b>Electrical Specifications</b>         |  |                            |                                 |
| Rated Voltage                            | 220 - 240V   |                            |                                 |
| Rated Frequency                          | 50 - 60 Hz   |                            |                                 |
| Power Consumption                        | Operating<br>12.0 W<br>Standby<br>5.3 W<br>Sleep<br>0.7 W<br>Power off<br>0.3 W  |                            |                                 |
| <b>Noise Level (PC Printing)</b>         |  |                            |                                 |
| Premium Glossy Photo Paper Best Photo    | 5.2 B(A) / 38 dB(A)  |                            |                                 |
| Plain Paper Default*4                    | 6.6 B(A) / 53 dB(A)  |                            |                                 |
| <b>Consumables</b>                       |  |                            |                                 |
| Black Ink Bottle                         | 7,500  |                            |                                 |
| Cyan Ink Bottle                          | 6,000 (Composite Yield)  |                            |                                 |
| Magenta Ink Bottle                       | 6,000 (Composite Yield)  |                            |                                 |
| Yellow Ink Bottle                        | 6,000 (Composite Yield)  |                            |                                 |
| L6000 Series Maintenance Box             | 6,000 (Composite Yield)  |                            |                                 |

**Dimensions & Weight**


**L6160**

Weight: 5.8 kg (12.8 lb)




**L6170**

Weight: 6.7 kg (14.8 lb)



**L6190**

Weight: 6.8 kg (15.0 lb)



\*1 Print speed (Pages Per Minute) is calculated when printed on A4 plain paper in the fastest mode, 10 x 15 cm photo print speed when printed on Epson Premium Glossy Photo Paper. Print speed may vary depending on system configuration, print mode, document complexity, software, type of paper used and connectivity. Print speed does not include processing time on host computer.



- \*2 When printed on Epson Premium Glossy Photo Paper.
- \*3 Otherwise 3mm top, left, right, bottom.
- \*4 Default mode in accordance with ISO7779.
- \*5 In accordance with ISO 24711/24712. Actual yields will vary considerably for reasons including images printed, print settings, temperature and humidity. Yields may be lower when printing infrequently or predominantly with one ink colour. A variable amount of ink remains in the cartridges after the "replace cartridge" signal. Part of the ink from the first cartridges is used for priming the printer. Ink is used for both printing and print head maintenance. All inks are used for both black and colour printing.

© 2019 Epson Singapore Pte Ltd. All Rights Reserved. Reproduction in part or in whole, without the written permission from Epson, is strictly prohibited. EPSON and EXCEED YOUR VISION are registered trademarks of Seiko Epson Corporation. All other products names and other company names used herein are for identification purposes only and are the trademarks or registered trademarks of their respective owners. Epson disclaims any and all rights in those marks. Print samples shown are simulations only. Specifications and product availability are subject to change without notice and may vary between countries. Please check with local Epson offices for more information. Apple, iPad and iPhone are trademarks of Apple Inc., registered in the U.S and other countries. App Store is a service mark of Apple Inc. Android is a trademark of Google Inc.