

TOOL BAGS AND BOXES

Textile hammer holder with belt loop

- Ideal for claw hammer
- Unrestricted movement enables total freedom
- Made out of tear resistant polyester webbing
- With rust proof loop



850.0304	Textile hammer holder with belt loop	130	

Universal work waistcoat

- Multi functional with many storage possibilities
- Universal size with 2 adjustable belts
- Includes case for a mobile phone
- Made out of tear resistant polyester webbing



850.0303	Universal work waistcoat	470	

Professional tool belt

- Multi functional with many pockets and holders
- Universal size - stepless adjustable up to 120 cm size
- Includes case for a mobile phone
- 2 Hammer holders with rust free metal hooks
- Hook for a tape measure
- Strong belt upholstery for a high level of comfort
- Made out of tear resistant polyester webbing



850.0302	Professional tool belt	920	

SMARTBAG universal tool case

- Practical arrangement of compartments in the internal and external areas
- Ideal for accommodating of tools and accessories
- Padded carry handle
- Shoulder strap with strengthening in the shoulder area
- Through flexible hood locking with hook and loop fastener
- Includes 2 small part component trays
- Numerous pockets
- Strong design due to the plastic reinforcement
- Made out of tear resistant polyester webbing



	L mm	B mm	H mm	kg
850.0300	420,0	230,0	260,0	2,25

SMARTBAG universal tool case XL

- Practical arrangement of compartments in the internal and external areas
- Ideal for accommodating of tools and accessories
- Padded carry handle
- Shoulder strap with strengthening in the shoulder area
- Through flexible hood locking with hook and loop fastener
- Numerous pockets
- Strong design due to the plastic reinforcement
- Made out of tear resistant polyester webbing



	L mm	B mm	H mm	kg
850.0325	520,0	250,0	340,0	2,40

ROLLBAG Toolcase with telescopic trolley, empty

- 8 practically arranged storage pockets on the outside area
- 15 practically arranged storage pockets in the internal area
- Ideal for tools, accessories and documents
- Padded carry handle
- robust zip
- Strong design due to the plastic reinforcement
- With wide rollers and standing feet for firm standing
- Telescopic carrying handle
- Made out of tear resistant polyester webbing



	L mm	B mm	H mm	kg
850.0305	500,0	280,0	400,0	3,25

ROLLBAG universal tool case XL with telescopic trolley

- Practical arrangement of compartments in the internal and external areas
- Ideal for accommodating of tools and accessories
- Padded carry handle
- Shoulder strap with strengthening in the shoulder area
- Through flexible hood locking with hook and loop fastener
- Numerous pockets
- Strong design due to the plastic reinforcement
- With wide rollers and standing feet for firm standing
- Telescopic carrying handle
- Made out of tear resistant polyester webbing



	L mm	B mm	H mm	kg
850.0335	490,0	330,0	420,0	4,70

SMARTBACKPACK Rucksack Telescope-Trolley

- 4 practically arranged external storage pockets
- 18 practically arranged storage pockets in the internal area
- with extra internal tool pockets for quick reach
- ideal for tools, accessories and documents
- with tape measure holder and hooks for insulation tape
- Padded carry handle
- robust zip
- Strong design due to the plastic reinforcement
- with wide rollers and standing feet for stability
- Telescopic carrying handle
- Made out of tear resistant polyester webbing
- maximum weight up to 40 kg




	L mm	B mm	H mm	kg
850.0334	330,0	270,0	460,0	3,60

ABS hard protective tool case

- Strong hard protective case made from impact resistant plastic
- 1 tool board for individual tool mounting
- Lower case shell is on divisible through internal dividers
- Lockable through two locks
- Capacity up to 30 kg




	L mm	B mm	H mm	
850.0520	465,0	335,0	150,0	6,00

ABS hard protective case with removable telescopic trolley

- Strong hard protective case made from impact resistant plastic
- Document compartment in upper lid
- 2 tool boards for individual tool mounting
- Lower case shell is on divisible through internal dividers
- Lockable through two locks
- Carrying handle with telescopic removable frame
- Capacity up to 30 kg




	L mm	B mm	H mm	
850.0530	435,0	310,0	160,0	6,00

ABS gard protective tool case with aluminium frame

- Strong hard protective case made from impact resistant plastic with aluminium frame
- Document compartment in upper lid
- 2 removable tool boards for individual tool mounting
- Lower case shell is on divisible through internal dividers
- Lockable through two locks
- Capacity up to 30 kg



	L mm	B mm	H mm	
850.0540	471,0	338,0	154,0	3,40

ABS hard protective tool case with hardened aluminium frame

- Strong hard protective case made from impact resistant plastic with hardened aluminium frame
- Document compartment in upper lid
- 2 removable tool boards for individual tool mounting
- Lower case shell is on divisible through internal dividers
- Lockable through two locking fastening catches
- Capacity up to 30 kg



	L mm	B mm	H mm	
850.0560	460,0	310,0	180,0	4,50

Leather tool case

- Strong tool case made from environment friendly quality leather
- Edges reinforced with aluminum capping
- Folding front wall enables easy access to the tools
- 18 practically arranged storage pockets in the internal area
- 2 Loops on the side walls
- Inner area completely reinforced
- Lockable with two fastening catches
- Standing feet for sensitive surfaces
- Capacity up to 30 kg




	L mm	B mm	H mm	
850.0310	420,0	150,0	250,0	2,60

TOOL BOXES

Sheet steel toolbox, 5 compartments

- with riveted hinges
- Compartments can be pulled all the way out
- Highly stable
- Double-seamed edges
- Lockable with padlock
- Red powder coating
- Made of electrolytically galvanised sheet steel




	L mm	B mm	H mm	
999.0120	420,0	200,0	190,0	3,45
999.0125	550,0	200,0	190,0	5,60

Universal plastic tool box

- Multi-functional for various storage possibilities
- Includes 2 removable trays for small parts
- Capacity up to 10 kg
- Made from robust plastic




	L mm	B mm	H mm	
850.0505	450,0	240,0	260,0	1,70

Mobile plastic sheet steel tool box

- Strong hard protective case made from impact resistant plastic and sheet steel
- Multi-functional for various storage possibilities
- Made of 3 interchangeable stackable parts
- Lockable with two fastening catches
- Telescopic carrying handle
- With wide rollers and standing feet for firm standing
- Load capacity up to 75 kg



	L mm	B mm	H mm	
850.0340	520,0	320,0	720,0	15,00

Plastic sheet steel toolboxes

- Strong hard protective case made from impact resistant plastic and sheet steel
- Multi-functional for various storage possibilities
- Includes a removable tray for small parts
- Lockable with two fastening catches
- With retractable two component handle
- Lockable with padlock
- Capacity up to 30 kg



	L mm	B mm	H mm	
850.0345	582,0	298,0	255,0	3,25
850.0350	470,0	238,0	203,0	2,00
850.0355	395,0	180,0	170,0	1,40

Plastic sheet steel toolbox set

- Sturdy hard protective case made from impact resistant plastic and sheet steel
- Multi-functional for various storage possibilities
- Includes a removable tray for small parts
- Lockable with two fastening catches
- With retractable two component handle
- Lockable with padlock
- Capacity up to 30 kg



850.0360	3 pcs	Plastic sheet steel toolbox set	6,70	

consists of:

850.0345	Plastic sheet steel toolboxes 582x298x255mm	3,25	
850.0350	Plastic sheet steel toolbox 470x238x203mm	2,00	
850.0355	Plastic sheet steel toolbox 395x180x170mm	1,40	

TOOL CHESTS

Tool chest with 3 drawers - red

- Robust and stable steel construction with 0,8 mm sheet steel - distortion resistant
- High level of stability
- Central locking of all drawers through lid opening and lid closure
- Lid locked by cylinder lock
- With integrated storage compartment in the lid
- upper storage dimension: 515 mm x 250 mm x 55 mm
- Ball bearing drawer runners
- Drawers are 90% extendable
- Drawers with non-slip rubber mat
- Continuous handle with 2,5 mm contrasting chrome plated steel
- Good comprehensive view due to possibility of marking the individual drawers
- Includes interchangeable paper strip in the handle strip



Technical data:

Drawer internal dimensions: 445 mm x 220 mm x 40 mm
Total load capacity: 50 kg
Load capacity of each drawer: 10 kg

	L mm	B mm	H mm	
891.0003	520,0	260,0	302,0	11,68

Tool chest with 3 drawers - black

- Robust and stable steel construction with 0,8 mm sheet steel - distortion resistant
- High level of stability
- Central locking of all drawers through lid opening and lid closure
- Lid locked by cylinder lock
- With integrated storage compartment in the lid
- upper storage dimension: 515 mm x 250 mm x 55 mm
- Ball bearing drawer runners
- Drawers are 90% extendable
- Drawers with non-slip rubber mat
- Continuous handle with 2,5 mm contrasting chrome plated steel
- Good comprehensive view due to possibility of marking the individual drawers
- Includes interchangeable paper strip in the handle strip



Technical data:

Drawer internal dimensions: 445 mm x 220 mm x 40 mm
Total load capacity: 50 kg
Load capacity of each drawer: 10 kg

	L mm	B mm	H mm	
801.0003	520,0	260,0	302,0	12,27

Sheet steel tool chest

- Robust and stable steel construction with 0,8 mm sheet steel - distortion resistant
- High level of stability
- Metal clasps simply lockable
- reinforced handles
- Special tool steel



	L mm	B mm	H mm	
999.0150	550,0	300,0	300,0	6,20
999.0160	670,0	350,0	350,0	9,80
999.0170	800,0	350,0	350,0	11,30
999.0180	850,0	350,0	350,0	13,80
999.0190	1000,0	480,0	365,0	18,50

Sheet steel tool chest with shelf

- Robust and stable steel construction with 0,8 mm sheet steel - distortion resistant
- High level of stability
- Metal clasps simply lockable
- Includes a removable tray for small parts
- reinforced handles
- Special tool steel



	L mm	B mm	H mm	
999.0155	550,0	300,0	300,0	7,30
999.0165	670,0	350,0	350,0	13,50
999.0175	800,0	350,0	350,0	15,80
999.0185	850,0	350,0	350,0	16,00
999.0195	1000,0	480,0	365,0	22,00

Sheet steel tool chest

- Extremely robust and stable steel construction with 1,5 mm sheet steel - distortion resistant
- multi-point locking system
- recessed safety lock
- Lid unbreakable due to nested construction
- protected, tamper-proof hinges
- Lid with gas pressure dampers
- Rear panel with cable passage that can be closed from the inside
- Foldable handles



	L mm	B mm	H mm		
999.0550	913,0	455,0	470,0	180	35,00
999.0560	1120,0	650,0	595,0	350	79,00
999.0570	1780,0	650,0	595,0	550	120,00



SERVICE TROLLEYS

ECOline Workshop service trolley

- Made from robust sheet steel construction
- Easy to move, even with heavy loads
- All shelves with high retaining border
- Internal dimension 565 x 395 mm
- With side pull handle
- Two fixed wheels Ø 100 mm
- Two castor wheels Ø 100 mm with rolling and turning brake
- High level of stability



Technical data:

Tray internal dimensions:	565 x 395 mm
Total load capacity:	150 kg
Wheel diameter:	100 mm

	H mm	B mm	T mm	kg
890.0001	850,0	680,0	425,0	12,60

ECOline Workshop-Service Trolley with Perforated Plate Cover

- Made from robust sheet steel construction
- Easy to move, even with heavy loads
- All shelves with high retaining border
- Internal dimension 565 x 395 mm
- lateral perforated steel cover for use with extra tools
- lockable at the back
- clearly organised workspace
- With side pull handle
- Two fixed wheels Ø 100 mm
- Two castor wheels Ø 100 mm with rolling and turning brake
- High level of stability



Technical data:

Tray internal dimensions:	565 x 395 mm
Total load capacity:	150 kg
Wheel diameter:	100 mm

	H mm	B mm	T mm	kg
890.0006	850,0	682,0	426,0	20,00

Workshop service trolley

- Extremely substantial plastic construction
- Without screws easily constructed
- Distance between the ground 30 cm
- With two handles
- 2 castor wheels 100 mm
- 2 castor wheels with brake 100 mm
- High level of stability
- Light profile weight
- Columns made out of anodised aluminum



Technical data:

Tray internal dimensions:	710 x 440 mm
Total load capacity:	200 kg
Wheel diameter:	100 mm

	H mm	B mm	T mm	kg
800.0020	1010,0	860,0	480,0	12,10

Workshop service trolley with lining

- Extremely substantial plastic construction
- Equipment lining
- Without screws easily constructed
- Distance between the ground 30 cm
- With two handles
- 2 castor wheels 100 mm
- 2 castor wheels with brake 100 mm
- High level of stability
- Light profile weight
- Columns made out of anodised aluminum



Technical data:

Tray internal dimensions:	710 x 440 mm
Total load capacity:	200 kg
Wheel diameter:	100 mm

	H mm	B mm	T mm	kg
800.0021	1010,0	860,0	480,0	12,10

Workshop service trolley with 2 drawers

- Extremely substantial plastic construction
- Without screws easily constructed
- Two ball bearing drawer runner guides
- With two handles
- 2 castor wheels 100 mm
- 2 castor wheels with brake 100 mm
- High level of stability
- Light profile weight
- Columns made out of anodised aluminum



Technical data:

Drawer internal dimensions:	520 x 430 x 85 mm
Total load capacity:	200 kg
Load capacity of each drawer:	35 kg
Wheel diameter:	100 mm

	H mm	B mm	T mm	kg
800.0030	1010,0	860,0	480,0	14,20

Workshop service trolley with 2 drawers and lining

- Extremely substantial plastic construction
- Without screws easily constructed
- Two ball bearing drawer runner guides
- With two handles
- 2 castor wheels 100 mm
- 2 castor wheels with brake 100 mm
- High level of stability
- Light profile weight
- Columns made out of anodised aluminum



Technical data:

Drawer internal dimensions:	520 x 430 x 85 mm
Total load capacity:	200 kg
Load capacity of each drawer:	35 kg
Wheel diameter:	100 mm

	H mm	B mm	T mm	kg
800.0031	1010,0	860,0	480,0	15,00

Service trolley

- Ideally suited as mobile PC station, exhaust gas test station or as storage and operation trolley for diagnostic equipment
- Also suitable for customer service entrainment
- Robust and stable steel construction with 1,0 mm sheet steel distortion resistant
- High level of stability
- Lockable door
- With several openings for passing the cord
- Ball bearing drawer runners
- Drawers are extendable
- Front side edges are rounded
- Internal hinges and cylinder lock
- 2 shelves, universal adjustable in height
- Four castor wheels Ø 125 mm with rolling and turning brake
- Electrostatic powder coating



Technical data:

Drawer internal dimensions:	300 x 450 x 55 mm
Total load capacity:	150 kg
Load capacity of each drawer:	25 kg
Wheel diameter:	125 mm

	Total depth mm	Width mm	Depth mm	kg
895.0006	1155,0	500,0	500,0	47,00

TOOLBOX TOOL CABINETS

TOOLBOX Tool carriage / assembly trolley, collapsible and lockable

- Very stable steel construction with 1.0 mm sheet steel - distortion resistant
- High level of stability
- With additional, adjustable storage area for the middle shelves (for small parts, vernier calliper etc.)
- With four separating plates to divide the middle shelves
- Spacious lower compartment made of stainless steel
- Can be lowered
- Lockable with in-built cylinder lock
- Telescopic handles and with locking button
- Includes circumferential corner protection (rubber profile)
- Robust ABS work surface with storage recesses
- With two lateral, ergonomic handles
- With two fixed wheels Ø 160 mm
- With two steering wheels Ø 75 mm with rolling and turning brake
- Electrostatic powder coating



Technical data:

Tray internal dimensions:	620 x 272 mm
Total load capacity:	80,0 kg

	H mm	B mm	T mm	kg
895.0015	1060,0	720,0	330,0	21,00

TOOLBOX PVC worktop

- ideal as bespoke work surface
- suitable for TOOLBOX only
- joint free
- warp-resistant
- smooth work surface
- PVC



	L mm	B mm	H mm	kg
895.0006	400,0	267,0	17,0	3,40

TOOLBOX MDF worktop

- ideal as bespoke work surface
- suitable for TOOLBOX only
- joint free
- warp-resistant
- glued plywood
- protective coating
- smooth work surface
- MDF



	L mm	B mm	H mm	kg
895.0004	400,0	267,0	17,0	1,20

TOOLBOX MDF worktop, stainless steel coated

- ideal as bespoke work surface
- suitable for TOOLBOX only
- joint free
- warp-resistant
- glued plywood
- protective coating
- smooth work surface
- stainless steel-covered MDF



	L mm	B mm	H mm	kg
895.0005	400,0	267,0	17,0	2,04

ECOLINE TOOL CABINETS

ECOLINE BLACK/RED tool cabinet with 7 drawers

- Robust and stable steel construction with 0,8 mm sheet steel - distortion resistant
- High level of stability
- Central locking system on all drawers through the cylinder lock
- Ball bearing drawer runners
- Drawers are 100% extendable
- Cabinet top has a 5 mm durable foam insert mat
- Full width metal handle
- Two fixed wheels Ø 100 mm
- Two castor wheels Ø 100 mm with rolling and turning brake
- Side mounted handle
- Electrostatic powder coating



Technical data:


Total capacity:	W 678 x H 990 x D 459 mm
Drawer internal dimensions:	565 x 395 mm
Total load capacity:	250,0 kg
Load capacity of each drawer:	25,0 kg

	no	75 mm	150 mm	kg
896.0007	7	6	1	41,40



Drawer divider set

- For use only in drawers with inside dimensions 565 x 395 mm
- options to store various tools
- Suitable for ECOline, BASICline, MASTERline and ULTIMATEline
- Individually adjustable
- Sheet steel



875.9940	23 pcs	Drawer divider set	3,00
----------	--------	--------------------	------

consists of:

875.9941	Fix panel 565x50x1,5 mm	258
875.9942	Fix panel 393x50x1,5 mm	252
875.9943	Big panel 188x50x1,5 mm	116
875.9944	Big panel 150x50x1,5 mm	90
875.9945	Middle panel 112x50x1,5 mm	69
875.9946	Small panel 79,4 x 50 x 1,5 mm	46



BASICline TOOL CABINETS

BASICline BLACK/RED tool cabinet with 7 drawers

- Robust and stable steel construction with 0,8 mm sheet steel - distortion resistant
- High level of stability
- Central locking system on all drawers through the cylinder lock
- Ball bearing drawer runners
- Drawers are 100% extendable
- Drawers with non-slip rubber mat
- Cabinet top has a 10 mm durable foam insert mat
- Full width metal handle
- Two fixed wheels Ø 100 mm
- Two castor wheels Ø 100 mm with rolling and turning brake
- Side mounted handle
- Electrostatic powder coating
- Can be combined with a top chest



Technical data:	
Total capacity:	W 678 x H 990 x D 459 mm
Drawer internal dimensions:	565 x 395 mm
Total load capacity:	350,0 kg
Load capacity of each drawer:	30,0 kg

	no	75 mm	150 mm	
836.0007	7	5	2	51,29

BASICline BLACK/RED tool cabinet top chest with 4 drawers

- Robust and stable steel construction with 0,8 mm sheet steel - distortion resistant
- High level of stability
- Central locking system on all drawers through the cylinder lock
- Ball bearing drawer runners
- Drawers are 100% extendable
- Drawers with non-slip rubber mat
- Cabinet top has a 10 mm durable foam insert mat
- Side mounted carry handles
- Side mounted handle
- Combination with tool cabinet



Technical data:	
Total capacity:	B 678 x H 451 x T 459 mm
Drawer internal dimensions:	565 x 395 mm
Total load capacity:	175,0 kg
Load capacity of each drawer:	30,0 kg

	no	75 mm	150 mm	
836.0014	4	4	-	36,00

BASICline BLACK/SILVER tool cabinet with 7 drawers

- Robust and stable steel construction with 0,8 mm sheet steel - distortion resistant
- High level of stability
- Central locking system on all drawers through the cylinder lock
- Ball bearing drawer runners
- Drawers are 100% extendable
- Drawers with non-slip rubber mat
- Cabinet top has a 10 mm durable foam insert mat
- Full width metal handle
- Two fixed wheels Ø 100 mm
- Two castor wheels Ø 100 mm with rolling and turning brake
- Side mounted handle
- Electrostatic powder coating
- Can be combined with a top chest



Technical data:	
Total capacity:	W 678 x H 990 x D 459 mm
Drawer internal dimensions:	565 x 395 mm
Total load capacity:	350,0 kg
Load capacity of each drawer:	30,0 kg

	no	75 mm	150 mm	
838.0007	7	5	2	51,29

BASICline BLACK/SILVER tool cabinet top chest with 4 drawers

- Robust and stable steel construction with 0,8 mm sheet steel - distortion resistant
- High level of stability
- Central locking system on all drawers through the cylinder lock
- Ball bearing drawer runners
- Drawers are 100% extendable
- Drawers with non-slip rubber mat
- Cabinet top has a 10 mm durable foam insert mat
- Side mounted carry handles
- Side mounted handle
- Combination with tool cabinet




Technical data:	
Total capacity:	B 678 x H 451 x T 459 mm
Drawer internal dimensions:	565 x 395 mm
Total load capacity:	175,0 kg
Load capacity of each drawer:	30,0 kg

	no	75 mm	150 mm	
838.0014	4	4	-	36,00



Drawer divider set

- For use only in drawers with inside dimensions 565 x 395 mm
- options to store various tools
- Suitable for ECOline, BASICline, MASTERline and ULTIMATEline
- Individually adjustable
- Sheet steel



875.9940	23 pcs	Drawer divider set	3,00

consists of:

875.9941	Fix panel 565x50x1,5 mm		258
875.9942	Fix panel 393x50x1,5 mm		252
875.9943	Big panel 188x50x1,5 mm		116
875.9944	Big panel 150x50x1,5 mm		90
875.9945	Middle panel 112x50x1,5 mm		69
875.9946	Small panel 79,4 x 50 x 1,5 mm		46

RACINGline TOOL CABINETS

RACINGline BLACK/RED tool cabinet with 7 drawers

- Very stable steel construction with 0,9 mm sheet steel - distortion resistant
- High level of stability
- Side walls with metal peg board for mounting different accessories
- Handle locking system prevents unintentional opening
- Central locking system on all drawers through the cylinder lock
- Ball bearing drawer runners
- With polyurethan corner protection
- Drawers are 90% extendable
- Robust ABS work surface with storage recesses
- Full width metal handle
- Two fixed wheels Ø 125 mm
- Two castor wheels Ø 125 mm with rolling and turning brake
- Side mounted handle
- Electrostatic powder coating



Technical data:

Total capacity:	W 788 x H 976 x D 496 mm
Drawer internal dimensions:	565 x 395 mm
Total load capacity:	350,0 kg
Load capacity of each drawer:	30,0 kg

826.0007	7	5	2	52,40

RACINGline BLACK/RED tool cabinet with 7 drawers and 1 door

- Very stable steel construction with 0,9 mm sheet steel - distortion resistant
- High level of stability
- Side walls with metal peg board for mounting different accessories
- Handle locking system prevents unintentional opening
- Central locking system on all drawers through the cylinder lock
- Lockable door
- Ball bearing drawer runners
- With polyurethan corner protection
- Drawers are 90% extendable
- Robust ABS work surface with storage recesses
- Full width metal handle
- Two fixed wheels Ø 125 mm
- Two castor wheels Ø 125 mm with rolling and turning brake
- Side mounted handle
- Electrostatic powder coating



Technical data:

Total capacity:	W 1150 x H 945 x D 459 mm
Drawer internal dimensions:	565 x 395 mm
Door dimensions:	H 711 x W 433.5 mm
Total load capacity:	450,0 kg
Load capacity of each drawer:	30,0 kg

827.0007	7	5	2	75,00



RACINGline+ TOOL CABINETS

RACINGline+ BLACK/RED tool cabinet with 7 drawers

- Stainless steel worktop
- ABS border with compartments for small parts
- Very stable steel construction with 0,9 mm sheet steel - distortion resistant
- High level of stability
- Side walls with metal peg board for mounting different accessories
- Handle locking system prevents unintentional opening
- Central locking system on all drawers through the cylinder lock
- Ball bearing drawer runners
- With polyurethan corner protection
- Drawers are 90% extendable
- Full width metal handle
- Two fixed wheels Ø 125 mm
- Two castor wheels Ø 125 mm with rolling and turning brake
- Side mounted handle
- Electrostatic powder coating



Technical data:
 Total capacity: W 678 x H 945 x D 459 mm
 Drawer internal dimensions: 565 x 395 mm
 Total load capacity: 350,0 kg
 Load capacity of each drawer: 30,0 kg

	no	75 mm	150 mm	
826.1007	7	5	2	52,40



RACINGline+ BLACK/RED tool cabinet with 7 drawers and 1 door

- Stainless steel worktop
- ABS border with compartments for small parts
- Very stable steel construction with 0,9 mm sheet steel - distortion resistant
- High level of stability
- Side walls with metal peg board for mounting different accessories
- Handle locking system prevents unintentional opening
- Central locking system on all drawers through the cylinder lock
- Ball bearing drawer runners
- With polyurethan corner protection
- Drawers are 90% extendable
- Full width metal handle
- Two fixed wheels Ø 125 mm
- Two castor wheels Ø 125 mm with rolling and turning brake
- Side mounted handle
- Electrostatic powder coating



Technical data:
 Total capacity: W 1150 x H 945 x D 459 mm
 Drawer internal dimensions: 565 x 395 mm
 Door dimensions: H 711 x W 433.5 mm
 Total load capacity: 450,0 kg
 Load capacity of each drawer: 30,0 kg

	no	75 mm	150 mm	
827.1007	7	5	2	75,00

Drawer divider set

- can only be used for drawers with internal dimensions 565 x 395mm with handle strip in the inlay area
- Only for RACINGLine
- options to store various tools
- Individually adjustable
- Sheet steel



875.9950	34 pcs	Drawer divider set	3,89

consists of:

	X		
875.9951	4	Fix panel 566x43,5x1,2 mm	280
875.9952	6	Fix panel 393 x 51 x 1,2 mm	200
875.9953	6	Big panel 193 x 50 x 1,2 mm	90
875.9954	6	Big panel 155 x 50 x 1,2 mm	70
875.9955	6	Middle panel 117 x 50 x 1,2 mm	50
875.9956	6	Small panel 79 x 50 x 1,2 mm	45

MASTERline TOOL CABINETS

MASTERline BLACK/RED tool cabinet with 7 drawers

- Very stable steel construction with 0,9 mm sheet steel - distortion resistant
- High level of stability
- Rear and side walls with metal peg board for mounting different accessories
- Handle locking system prevents unintentional opening
- Central locking system on all drawers through the cylinder lock
- Ball bearing drawer runners
- Drawers are 100% extendable
- Drawers with non-slip rubber mat
- Cabinet top has a 10 mm durable foam insert mat
- Full width polyurethane coated metal handle
- Two fixed wheels Ø 125 mm
- Two castor wheels Ø 125 mm with rolling and turning brake
- Side mounted handle
- Electrostatic powder coating
- Can be combined with a top chest



Technical data:
 Total capacity: W 727 x H 1005 x D 460 mm
 Drawer internal dimensions: 565 x 395 mm
 Total load capacity: 450 kg
 Load capacity of each drawer: 40 kg

	no	75 mm	150 mm	
876.0007	7	5	2	68,00

MASTERline BLACK/RED tool cabinet top chest with 4 drawers

- Very stable steel construction with 0,9 mm sheet steel - distortion resistant
- High level of stability
- Rear and side walls with metal peg board for mounting different accessories
- Handle locking system prevents unintentional opening
- Central locking system on all drawers through the cylinder lock
- Ball bearing drawer runners
- Drawers are 100% extendable
- Drawers with non-slip rubber mat
- Cabinet top has a 10 mm durable foam insert mat
- Side mounted handle
- Electrostatic powder coating
- Combination with tool cabinet



Technical data:
 Total capacity: B 727 x H 451 x T 460 mm
 Drawer internal dimensions: 565 x 395 mm
 Total load capacity: 250 kg
 Load capacity of each drawer: 40 kg

	no	75 mm	150 mm	
876.0014	4	4	-	38,00

MASTERline BLACK/SILVER tool cabinet with 7 drawers

- Very stable steel construction with 0,9 mm sheet steel - distortion resistant
- High level of stability
- Rear and side walls with metal peg board for mounting different accessories
- Handle locking system prevents unintentional opening
- Central locking system on all drawers through the cylinder lock
- Ball bearing drawer runners
- Drawers are 100% extendable
- Drawers with non-slip rubber mat
- Cabinet top has a 10 mm durable foam insert mat
- Full width polyurethane coated metal handle
- Two fixed wheels Ø 125 mm
- Two castor wheels Ø 125 mm with rolling and turning brake
- Side mounted handle
- Electrostatic powder coating
- Can be combined with a top chest


Technical data:

Total capacity: W 727 x H 1005 x D 460 mm
 Drawer internal dimensions: 565 x 395 mm
 Total load capacity: 450 kg
 Load capacity of each drawer: 40 kg

	no	75 mm	150 mm	kg
878.0007	7	5	2	68,00

MASTERline BLACK/SILVER tool cabinet top chest with 4 drawers

- Very stable steel construction with 0,9 mm sheet steel - distortion resistant
- High level of stability
- Rear and side walls with metal peg board for mounting different accessories
- Handle locking system prevents unintentional opening
- Central locking system on all drawers through the cylinder lock
- Ball bearing drawer runners
- Drawers are 100% extendable
- Drawers with non-slip rubber mat
- Cabinet top has a 10 mm durable foam insert mat
- Side mounted handle
- Electrostatic powder coating
- Combination with tool cabinet


Technical data:

Total capacity: B 727 x H 451 x T 460 mm
 Drawer internal dimensions: 565 x 395 mm
 Total load capacity: 250 kg
 Load capacity of each drawer: 40 kg

	no	75 mm	150 mm	kg
878.0014	4	4	-	38,00

MASTERline BLACK/SILVER tool cabinet with 2 shelf parts

- Very stable steel construction with 0,9 mm sheet steel - distortion resistant
- High level of stability
- Rear and side walls with metal peg board for mounting different accessories
- Handle locking system prevents unintentional opening
- Central locking system on all drawers through the cylinder lock
- Ball bearing drawer runners
- Drawers are 100% extendable
- Drawers with non-slip rubber mat
- Cabinet top has a 10 mm durable foam insert mat
- Full width polyurethane coated metal handle
- Two fixed wheels Ø 125 mm
- Two castor wheels Ø 125 mm with rolling and turning brake
- Side mounted handle
- Electrostatic powder coating


Technical data:

Total capacity: B 993 x H 1000 x T 460 mm
 Drawer internal dimensions: 565 x 395 mm
 Total load capacity: 800 kg
 Load capacity of each drawer: 40 kg

	no	75 mm	150 mm	kg
878.0006	6	3	3	88,00

MASTERline BLACK/SILVER tool cabinet with 8 drawers

- Very stable steel construction with 0,9 mm sheet steel - distortion resistant
- High level of stability
- Rear and side walls with metal peg board for mounting different accessories
- Handle locking system prevents unintentional opening
- Central locking system on all drawers through the cylinder lock
- Ball bearing drawer runners
- Drawers are 100% extendable
- Drawers with non-slip rubber mat
- Cabinet top has a 10 mm durable foam insert mat
- Full width polyurethane coated metal handle
- Two fixed wheels Ø 125 mm
- Two castor wheels Ø 125 mm with rolling and turning brake
- Side mounted handle
- Electrostatic powder coating
- Can be combined with a top chest


Technical data:

Total capacity: W 910 x H 995 x D 460 mm
 Drawer internal dimensions: 752 x 395 mm
 Total load capacity: 800 kg
 Load capacity of each drawer: 40 kg

	no	75 mm	150 mm	kg
878.0008	8	7	1	80,00

MASTERline BLACK/SILVER tool cabinet top chest with 4 drawers

- Very stable steel construction with 0,9 mm sheet steel - distortion resistant
- High level of stability
- Rear and side walls with metal peg board for mounting different accessories
- Handle locking system prevents unintentional opening
- Central locking system on all drawers through the cylinder lock
- Ball bearing drawer runners
- Drawers are 100% extendable
- Drawers with non-slip rubber mat
- Cabinet top has a 10 mm durable foam insert mat
- Side mounted handle
- Electrostatic powder coating
- Combination with tool cabinet


Technical data:

Total capacity: W 910 x H 455 x D 460 mm
 Drawer internal dimensions: 752 x 395 mm
 Total load capacity: 250 kg
 Load capacity of each drawer: 40 kg

	no	75 mm	150 mm	kg
878.1014	4	4	-	41,10

MASTERline tool cabinet with 11 drawers + 2 shelf parts black/silver

- Very stable steel construction with 0,9 mm sheet steel - distortion resistant
- High level of stability
- Rear and side walls with metal peg board for mounting different accessories
- Handle locking system prevents unintentional opening
- Central locking system on all drawers through the cylinder lock
- Ball bearing drawer runners
- Drawers are 100% extendable
- Drawers with non-slip rubber mat
- Wooden cabinet top 38 mm
- Full width polyurethane coated metal handle
- Two fixed wheels Ø 125 mm
- Two castor wheels Ø 125 mm with rolling and turning brake
- Side mounted handle
- Electrostatic powder coating
- Can be combined with a top chest


Technical data:

Total capacity: W 1158 x H 1005 x D 720 mm
 Drawer internal dimensions: 565 x 395 mm
 Total load capacity: 1000 kg
 Load capacity of each drawer: 40 kg

	no	75 mm	150 mm	kg
878.0012	11	8	3	173,00

MASTERline tool cabinet with 16 drawers

- Very stable steel construction with 0,9 mm sheet steel - distortion resistant
- High level of stability
- Rear and side walls with metal peg board for mounting different accessories
- Ball bearing drawer runners
- Drawers are 100% extendable
- Drawers with non-slip rubber mat
- Cabinet top has a 10 mm durable foam insert mat
- Full width polyurethane coated metal handle
- With two fixed wheels Ø 132 mm
- With two castor wheels Ø 132 mm with rolling and turning brake
- Side mounted handle
- Electrostatic powder coating
- Can be combined with a top chest
- 2 stage locking mechanism
- Handle locking system prevents unintentional opening
- Central locking system on all drawers through the cylinder lock



Technical data:

Total capacity:	W 1157,5 x H 1000 x D 481 mm
Drawer internal dimensions:	7 x 375 x 398 x 75 mm
	7 x 569 x 398 x 75 mm
	1 x 375 x 398 x 154 mm
	1 x 569 x 398 x 154 mm
Total load capacity:	800 kg
Load capacity of each drawer:	40 kg

	no	75 mm	150 mm	kg
876.0016	16	14	2	124,00
876.0018	16	14	2	124,00

MASTERline large tool cabinet with 8 drawers

- Very stable steel construction with 0,9 mm sheet steel - distortion resistant
- High level of stability
- Rear and side walls with metal peg board for mounting different accessories
- Ball bearing drawer runners
- Drawers are 100% extendable
- Drawers with non-slip rubber mat
- Cabinet top has a 10 mm durable foam insert mat
- Side mounted handle
- Electrostatic powder coating
- Combination with tool cabinet
- two folding carrying handles each
- 2 stage locking mechanism
- Handle locking system prevents unintentional opening
- Central locking system on all drawers through the cylinder lock



Technical data:

Total capacity:	W 1157,5 x H 454,5 x D 481 mm
Drawer internal dimensions:	4 x 375 x 398 x 75 mm
	4 x 569 x 398 x 75 mm
Total load capacity:	400 kg
Load capacity of each drawer:	40 kg

	no	75 mm	150 mm	kg
876.0018	8	8	-	61,00
878.0018	8	8	-	61,00

MASTERline ACCESSORIES

Rear wall system for tool cabinets

- for additional tools
- clearly organised workspace
- Consisting of 2 square peg board 70 x 45 cm
- steel sheet construction
- for ULIMATE und MASTERline tool cabinets



	Colour code	B mm	H mm	kg
885.9901		727,0	90,0	8,00
888.9902		727,0	90,0	8,00

MASTERline wooden worktop

- Can be used instead of the rubber mat
- Multiplex Beech Plywood
- joint free
- warp-resistant
- glued plywood
- protective coating
- smooth work surface



	L mm	B mm	H mm	kg
875.9915	450,0	710,0	18,0	5,00

MASTERline alu grooved top

- Can be used instead of the rubber mat
- Easy to maintain
- Surface is lightly corrugated
- Ideal for use as a work surface



	L mm	B mm	H mm	kg
875.9920	460,0	727,0	2,0	2,50

MASTERline storage tray insert

- Storage tray for small parts
- Suitable for use in the tool cabinet drawer
- Smooth surface



	Colour code	L mm	B mm	H mm	kg
875.9925		570,0	153,0	10,0	0,95
875.9926		570,0	153,0	10,0	0,95

220 V Cable reel

- Clamping device
- Ideal for heavy use on construction sites, in the workshop and industrial areas
- 10 Meter cable length
- Drum body out of special plastic
- 4 Protected socket outlets
- Overheating protection
- Control lamp for overheating and overload
- 4 x Safety plugs



	B mm	H mm	kg
875.9930	238,0	290,0	1,20

Drawer divider set

- For use only in drawers with inside dimensions 565 x 395 mm
- options to store various tools
- Suitable for ECOline, BASICline, MASTERline and ULTIMATEline
- Individually adjustable
- Sheet steel



		kg
875.9940	23 pcs Drawer divider set	3,00

consists of:

		kg
875.9941	Fix panel 565x50x1,5 mm	258
875.9942	Fix panel 393x50x1,5 mm	252
875.9943	Big panel 188x50x1,5 mm	116
875.9944	Big panel 150x50x1,5 mm	90
875.9945	Middle panel 112x50x1,5 mm	69
875.9946	Small panel 79,4 x 50 x 1,5 mm	46

ULTIMATE^{line} TOOL CABINETS

ULTIMATE^{line} RED/SILVER tool cabinet with 7 drawers

- Extremely robust and stable steel construction with 1,0 mm sheet steel - distortion resistant
- Due to secure steel plate construction highly resilient
- Very high level of stability and safety - as a maximum one drawer can be opened at a time
- Robust corner protection due to the aluminium reinforcement
- Recessed rear and side walls with metal peg board for mounting different accessories
- Handle locking system prevents unintentional opening
- Central locking system with individual drawer locking system
- Independent central locking can be disabled if required
- Ball bearing drawer runners with automatic spring return
- Drawers are 100% extendable
- Drawers with non-slip rubber mat
- Robust ABS work surface with tool holders and storage recesses
- With side mounted handle
- Two fixed wheels Ø 125 mm
- Two castor wheels Ø 125 mm with rolling and turning brake
- Full width aluminium drawer handle
- Electrostatic powder coating
- Can be combined with a top chest



Technical data:

Total capacity:	B 739 x H 1013 x T 460 mm
Drawer internal dimensions:	565 x 395 mm
Total load capacity:	600 kg
Load capacity of each drawer:	45 kg

	no	75 mm	150 mm	
886.0007	7	5	2	70,70

ULTIMATE^{line} BLACK/SILVER tool cabinet with 7 drawers

- Extremely robust and stable steel construction with 1,0 mm sheet steel - distortion resistant
- Due to secure steel plate construction highly resilient
- Very high level of stability and safety - as a maximum one drawer can be opened at a time
- Robust corner protection due to the aluminium reinforcement
- Recessed rear and side walls with metal peg board for mounting different accessories
- Handle locking system prevents unintentional opening
- Central locking system with individual drawer locking system
- Independent central locking can be disabled if required
- Ball bearing drawer runners with automatic spring return
- Drawers are 100% extendable
- Drawers with non-slip rubber mat
- Robust ABS work surface with tool holders and storage recesses
- With side mounted handle
- Two fixed wheels Ø 125 mm
- Two castor wheels Ø 125 mm with rolling and turning brake
- Full width aluminium drawer handle
- Electrostatic powder coating
- Can be combined with a top chest



Technical data:

Total capacity:	B 739 x H 1013 x T 460 mm
Drawer internal dimensions:	565 x 395 mm
Total load capacity:	600 kg
Load capacity of each drawer:	45 kg

	no	75 mm	150 mm	
888.0007	7	5	2	70,70

ULTIMATE^{line} RED/SILVER tool cabinet top chest with 4 drawers

- Extremely robust and stable steel construction with 1,0 mm sheet steel - distortion resistant
- Due to secure steel plate construction highly resilient
- Very high level of stability and safety - as a maximum one drawer can be opened at a time
- Robust corner protection due to the aluminium reinforcement
- Recessed rear and side walls with metal peg board for mounting different accessories
- Handle locking system prevents unintentional opening
- Central locking system with individual drawer locking system
- Independent central locking can be disabled if required
- Ball bearing drawer runners with automatic spring return
- Drawers are 100% extendable
- Drawers with non-slip rubber mat
- Cabinet top has a 10 mm durable foam insert mat
- Full width aluminium drawer handle
- Electrostatic powder coating
- Combination with tool cabinet



Technical data:

Total capacity:	B 727 x H 451 x T 460 mm
Drawer internal dimensions:	565 x 395 mm
Total load capacity:	300 kg
Load capacity of each drawer:	45 kg

	no	75 mm	150 mm	
886.0014	4	4	-	38,20

ULTIMATE^{line} BLACK/SILVER tool cabinet top chest with 4 drawers

- Extremely robust and stable steel construction with 1,0 mm sheet steel - distortion resistant
- Due to secure steel plate construction highly resilient
- Very high level of stability and safety - as a maximum one drawer can be opened at a time
- Robust corner protection due to the aluminium reinforcement
- Recessed rear and side walls with metal peg board for mounting different accessories
- Handle locking system prevents unintentional opening
- Central locking system with individual drawer locking system
- Independent central locking can be disabled if required
- Ball bearing drawer runners with automatic spring return
- Drawers are 100% extendable
- Drawers with non-slip rubber mat
- Cabinet top has a 10 mm durable foam insert mat
- Full width aluminium drawer handle
- Electrostatic powder coating
- Combination with tool cabinet



Technical data:

Total capacity:	B 727 x H 451 x T 460 mm
Drawer internal dimensions:	565 x 395 mm
Total load capacity:	300 kg
Load capacity of each drawer:	45 kg

	no	75 mm	150 mm	
888.0014	4	4	-	38,20

ULTIMATE^{line} ACCESSORIES

Rear wall system for tool cabinets

- for additional tools
- clearly organised workspace
- Consisting of 2 square peg board 70 x 45 cm
- steel sheet construction
- for ULIMATE und MASTER^{line} tool cabinets



Colour code	B mm	H mm	Weight
885.9901	727,0	90,0	8,00
888.9902	727,0	90,0	8,00

ULTIMATE^{line} wooden worktop

- Multiplex Beech Plywood
- joint free
- warp-resistant
- glued plywood
- protective coating
- smooth work surface



L mm	B mm	H mm	Weight
885.9915	335,0	625,0	18,0

ULTIMATE^{line} alu grooved top

- Can be used instead of the ABS plate
- Easy to maintain
- Surface is lightly corrugated
- Ideal for use as a work surface



L mm	B mm	H mm	Weight
885.9920	625,0	335,0	1,6

220 V Cable reel

- Clamping device
- Ideal for heavy use on construction sites, in the workshop and industrial areas
- 10 Meter cable length
- Drum body out of special plastic
- 4 Protected socket outlets
- Overheating protection
- Control lamp for overheating and overload
- 4 x Safety plugs



	B mm	H mm	
875.9930	238,0	290,0	1,20

Drawer divider set

- For use only in drawers with inside dimensions 565 x 395 mm
- options to store various tools
- Suitable for ECOline, BASICline, MASTERline and ULTIMATEline
- Individually adjustable
- Sheet steel



875.9940 23 pcs Drawer divider set	3,00

consists of:

875.9941 Fix panel 565x50x1,5 mm	258
875.9942 Fix panel 393x50x1,5 mm	252
875.9943 Big panel 188x50x1,5 mm	116
875.9944 Big panel 150x50x1,5 mm	90
875.9945 Middle panel 112x50x1,5 mm	69
875.9946 Small panel 79,4 x 50 x 1,5 mm	46

ULTIMATEline storage tray

- suitable for hole measurements 10 x 10 mm - hole distance 38 mm
- Enlarges the surface working area
- Working surface: 375 x 308 mm
- When not in use can fold away
- Ideal for documents, laptop, small parts etc.



	Colour code	L mm	B mm	H mm	
885.9935		420,0	360,0	27,0	3,20
885.9936		420,0	360,0	27,0	3,20

ULTIMATEline universal tray

- suitable for hole measurements 10 x 10 mm - hole distance 38 mm
- Internal measurements: 338 x 180 mm
- Ideal for documents



	Colour code	L mm	B mm	H mm	
885.9945		340,0	75,0	180,9	0,84
885.9946		340,0	75,0	180,9	0,84

ULTIMATEline small part storage tray

- suitable for hole measurements 10 x 10 mm - hole distance 38 mm
- With fixed dividers
- When not in use can fold away
- Ideal for small parts, screws etc.



	Colour code	L mm	B mm	H mm	
885.9950		368,0	50,0	52,0	0,40
885.9951		368,0	50,0	52,0	0,40

ULTIMATEline paper roll holder

- suitable for hole measurements 10 x 10 mm - hole distance 38 mm
- for paper rolls to a max. Ø 350 mm and max. 320 mm wide



	Colour code	L mm	B mm	H mm	
885.9940		368,0	75,0	52,0	0,60
885.9941		368,0	75,0	52,0	0,60



ULTIMATEline universal can holder

- suitable for hole measurements 10 x 10 mm - hole distance 38 mm
- Without separating strip
- When not in use can fold away
- Ideal for cans, bottles etc.



	Colour code	L mm	B mm	H mm	kg
885.9955	●	368,0	80,8	52,0	0,50
885.9956	●	368,0	80,8	52,0	0,50

ULTIMATEline carrier truck

- Mobilizes tool cabinet sets
- Handle foam coated
- Extendable handle
- Two fixed wheels Ø 75 mm
- Two castor wheels Ø 75 mm with brake
- steel sheet construction



	Colour code	L mm	B mm	H mm	kg
885.9930	●	780,0	480,0	170,0	7,60
885.9931	●	780,0	480,0	170,0	7,60



ULTIMATEline storage tray insert

- Storage tray for small parts
- Suitable for use in the tool cabinet drawer
- Smooth surface



	Colour code	L mm	B mm	H mm	kg
885.9925	●	570,0	153,0	10,0	0,95
885.9926	●	570,0	153,0	10,0	0,95



ULTIMATEline suction pads

- Slide on
- With revolving suction cup with 80 kg of lifting force
- 2 dead centre heads
- Quick-release lever
- With intake mechanics and fast change device
- Suitable for all smooth materials with gas density surfaces



	Colour code	Ø mm	L mm	kg
885.9960	●	120,0	330,0	1,75
885.9961	●	120,0	330,0	1,75

ULTIMATEline work tray





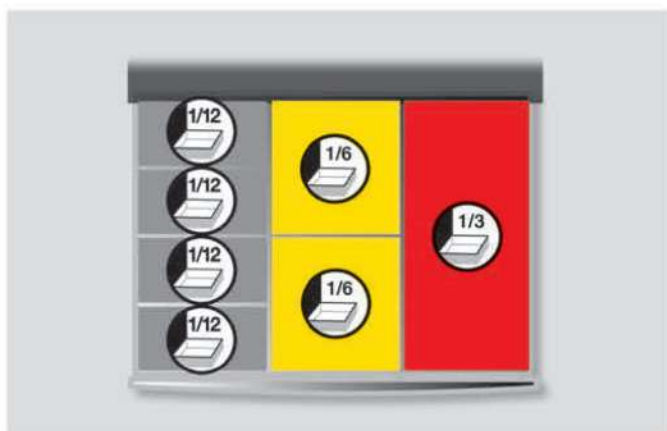
- Slide on
- Pivoting
- Ideal for documents, laptop etc.



	Colour code	L mm	B mm	H mm	kg
885.9910	●	190,0	188,0	35,0	1,20
885.9911	●	190,0	188,0	35,0	1,20



The right combination:



SCS - SAFETY CONTROL SYSTEM

The benefits:

- 3-coloured inserts create a clear structure and protect the quality tools from damage or loss.
- Safety foam inserts with high precision, 3D CNC parts.
- the red signal colour is for completeness checks - a visible red colour means a tool is missing.
- Completely flexible thanks to individual combinations
- no tools confused with each other
- perfect tool organisation
- Tailored inserts in each workshop tool cabinet
- oil resistant
- easy to clean



MODULAR BUILDING BLOCK SYSTEM

Best flexibility and organisation

create "your own" tool cabinet....

With our unique system inlay configuration you can design your tool cabinet to your exact requirements. Due to our user friendly foam inlays, you can simply configure each drawer by category (tool type) with a neat and tidy presentation. It is ideal when you want to work away from your tool cabinet as you can take each inlay individually, meaning you have the right tool for the job.



99 x 94 mm
198 x 188 mm
395 x 188 mm
395 x 283 mm
395 x 375 mm
395 x 565 mm

For each individual tool, the 3D CNC computer technology mills a tailored part.



The tailored parts mean a quick glance is all that's needed to know where the corresponding tool belongs. This saves a lot of time.

Thanks to the finely detailed characters, the size of the tool can be seen before removing it.



Three-layer three-colour system: the top layer is black, the middle layer is white and the bottom layer is red.


The foam inserts are oil-resistant, extremely flexible and easy to wash.

TOOLBOX SYSTEM INLAY SETS

TOOLBOX universal system tray set for 2 trays with 175 premium tools

- System insert
- suitable for TOOLBOX
- Firm arrangement due to precise embedding
- Oil and chemical resistant
- Insert made from high quality foam



			
713.0175	175 pcs	TOOLBOX universal system tray set for 2 trays with 175 premium tools	7,90


713.0155	TOOLBOX socket wrench and combination wrench set, 154 pcs.		
713.4021	TOOLBOX pliers and combination wrench set, 21 pcs.		

SCS SYSTEM INSERT SETS

Set of universal system inserts for 3 drawers with 116 premium tools

- Ideal set for universal use
- Fits 3 tool cabinet drawers
- Firm arrangement due to precise embedding
- Oil and chemical resistant
- Insert made from high quality three-coloured foam




			
715.0116	116 pcs	Set of universal system inserts for 3 drawers with 116 premium tools	14,00


711.3031	SCS Spanner and hammer set, 31 pcs, 1/1 system insert		
----------	---	--	--

712.0057	SCS 1/4" + 1/2" socket set, 57 pcs, 2/3 system insert		
713.6004	SCS Pliers set, 4 pcs, 1/3 system insert		
712.0011	SCS ERGOTORQUE-plus screwdriver set, 11 pcs, 2/3 system insert		
713.8013	SCS Pin driving tools and hammer set, 13 pcs, 1/3 system insert		

Set of universal system inserts for 4 drawers with 131 premium tools

- Ideal set for universal use
- Suitable for 4 tool trolley drawers
- Firm arrangement due to precise embedding
- Oil and chemical resistant
- Insert made from high quality three-coloured foam




			
715.0131	131 pcs	Set of universal system inserts for 4 drawers with 131 premium tools	20,00


711.3031	SCS Spanner and hammer set, 31 pcs, 1/1 system insert		
713.0027	SCS 1/4" - 1/2" CHROME+ spark plug service set, 27 pcs, 1/3 system insert		
713.0028	SCS Socket set, 28 pcs, 1/3 system insert		

713.0000	SCS Uni inlay, empty, 1/3 system insert		
711.6027	SCS screwdriver and pliers set, 27 pcs, 1/1 system insert		
711.0016	SCS Wheel service inlay, 16 pcs, 1/1 system insert		

Set of universal system inserts for 3 drawers with 215 premium tools

- Ideal set for universal use
- Fits 3 tool cabinet drawers
- Firm arrangement due to precise embedding
- Oil and chemical resistant
- Insert made from high quality two-coloured foam




			
713.0215	215 pcs	Set of universal system inserts for 3 drawers with 215 premium tools	12,64

711.0013	Screwdriver and pliers set, 12 pcs, 1/1 system insert		
711.0027	Spanner set, 24 pcs, 1/1 system insert		
711.0179	1/4" + 3/8" + 1/2" socket set, 179 pcs, 1/1 system insert		



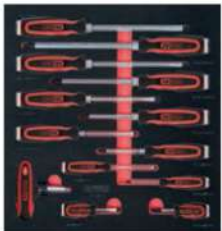



Set of universal system inserts for 4 drawers with 241 premium tools

- Ideal set for universal use
- Suitable for 4 tool trolley drawers
- Firm arrangement due to precise embedding
- Oil and chemical resistant
- Insert made from high quality three-coloured foam




713.7241	241 pcs	Set of universal system inserts for 4 drawers with 241 premium tools	21,86
----------	---------	--	-------

711.0018		SCS File, chisel and hammer set, 18 pcs, 1/1 system insert
711.0180		SCS 1/4"+3/8"+1/2" socket set, 180 pcs, 1/1 system insert
712.0013		SCS ERGOTORQUE-max screwdriver set, 13 pcs, 2/3 system insert
713.9005		SCS ERGOTORQUE-plus screwdriver set, Torx tamperproof, 5 pcs, 1/3 system insert

713.0004		SCS Combination spanner set, 4 pcs, 1/3 system insert
713.0017		SCS Combination spanner set, 17 pcs, 1/3 system insert
713.6004		SCS Pliers set, 4 pcs, 1/3 system insert

Set of universal system inserts for 4 drawers with 251 premium tools

- Ideal set for universal use
- Suitable for 4 tool trolley drawers
- Firm arrangement due to precise embedding
- Oil and chemical resistant
- Insert made from high quality three-coloured foam




713.0251	251 pcs	Set of universal system inserts for 4 drawers with 251 premium tools	22,22
----------	---------	--	-------

711.0036		SCS wrench set, 36 pcs, 1/1 system insert
711.0180		SCS 1/4"-3/8"+1/2" socket set, 180 pcs, 1/1 system insert
712.0013		SCS ERGOTORQUE-max screwdriver set, 13 pcs, 2/3 system insert
713.2009		SCS Torx T-handle hex key set, 9 pcs, 1/3 system insert
711.9013		SCS Pliers and hammer set, 13 pcs, 1/1 system insert

Set of universal system inserts for 5 drawers with 251 premium tools

- Ideal set for universal use
- Fits 5 tool cabinet drawers
- Firm arrangement due to precise embedding
- Oil and chemical resistant
- Insert made from high quality three-coloured foam



715.0251	251 pcs	Set of universal system inserts for 5 drawers with 251 premium tools	20,61
----------	---------	--	-------

711.3031		SCS Spanner and hammer set, 31 pcs, 1/1 system insert
712.0057		SCS 1/4"+1/2" socket set, 57 pcs, 2/3 system insert
713.0101		SCS 1/4" Bit set, 101 pcs, 1/3 system insert
711.6027		SCS screwdriver and pliers set, 27 pcs, 1/1 system insert
713.2008		SCS Measuring tool insert, 8 pcs, 1/3 system insert
713.5006		SCS Circlip pliers set, 6 pcs, 1/3 system insert
713.1003		SCS Grip pliers set, 3 pcs, 1/3 system insert


711.0018



SCS File, chisel and hammer set, 18 pcs, 1/1 system insert

Set of universal system inserts for 7 drawers with 269 premium tools

- Ideal set for universal use
- Fits 8 tool cabinet drawers
- Firm arrangement due to precise embedding
- Oil and chemical resistant
- Insert made from high quality three-coloured foam




713.0269

269 pcs Set of universal system inserts for 7 drawers with 269 premium tools

30,78

711.0026




SCS Combination spanners set, 26 pcs, 1/1 system insert

781.0128



SCS CHROMEplus 1/4"+3/8"+1/2" Socket set, 128 pcs, 1/1 system insert

711.0022



SCS screwdriver and hook set, 22 pcs, 1/1 system insert

711.5018



SCS Pliers and file set, 18 pcs, 1/1 system insert

711.7017



SCS chisel and hammer set, 17 pcs, 1/1 system insert

712.0021



SCS chisel and measuring instrument set, 21 pcs, 2/3 system insert

713.0015



SCS 1/2" Bit socket set, 15 pcs, 1/3 system insert

713.0008



SCS ERGOTORQUE+ T-handle hex key set, 9 pcs, 1/3 system insert

713.2009



SCS Torx T-handle hex key set, 9 pcs, 1/3 system insert

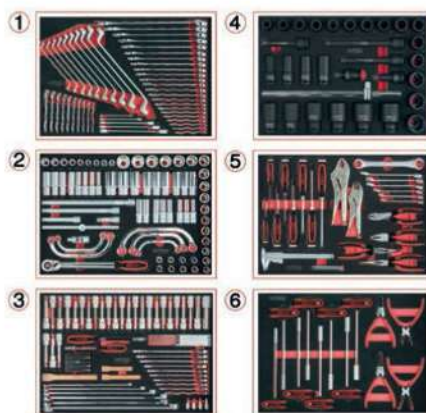
713.5004



SCS T-handle hex key set, 4 pcs, 1/3 system insert

Set of universal system inserts for 6 drawers with 291 premium tools

- Ideal set for universal use
- Fits 6 tool cabinet drawers
- Firm arrangement due to precise embedding
- Oil and chemical resistant
- Insert made from high quality three-coloured foam




713.0291

291 pcs Set of universal system inserts for 6 drawers with 291 premium tools

52,74

711.1048



SCS wrench set, 48 pcs, 1/1 system insert

711.0071



SCS 1/2" socket set, 71 pcs, 1/1 system insert

711.0106



Chisels-, Spanners-, Bit socket set, 106-tlg., 1/1 system insert

711.5031



3/4" SCS impact socket wrench set, 31 pcs, 1/1 system insert

711.1023



SCS pliers and screwdriver set, 23 pcs, 1/1 system insert


711.0012



Circclip pliers and t-grip set, 12 pcs., 1/1 system insert

Set of universal system inserts for 3 drawers with 296 premium tools

- Ideal set for universal use
- Fits 3 tool cabinet drawers
- Firm arrangement due to precise embedding
- Oil and chemical resistant
- Insert made from high quality three-coloured foam



713.0296

296 pcs Set of universal system inserts for 3 drawers with 296 premium tools

12,28

711.0163




SCS 1/4"+1/2" socket set, 163 pcs, 1/1 system insert

711.0112



SCS screwdriver and pliers set, 112 pcs. in 1/1 system insert


711.3021




SCS wrench set, 21 pcs. in 1/1 system insert

Set of universal system inserts for 5 drawers with 299 premium tools

- Ideal set for universal use
- Fits 5 tool cabinet drawers
- Firm arrangement due to precise embedding
- Oil and chemical resistant
- Insert made from high quality three-coloured foam


Set of universal system inserts for 3 drawers with 310 premium tools

- Ideal set for universal use
- Fits 3 tool cabinet drawers
- Firm arrangement due to precise embedding
- Oil and chemical resistant
- Insert made from high quality three-coloured foam


Set of universal system inserts for 6 drawers with 310 premium tools

- Ideal set for universal use
- Fits 6 tool cabinet drawers
- Firm arrangement due to precise embedding
- Oil and chemical resistant
- Insert made from high quality three-coloured foam



715.0299	299 pcs	Set of universal system inserts for 5 drawers with 299 premium tools	29,00

713.0310	310 pcs	Set of universal system inserts for 3 drawers with 310 premium tools	18,69

715.0310	310 pcs	Set of universal system inserts for 6 drawers with 310 premium tools	43,00

761.4031		SCS Spanner and hammer set, 31 pcs, 1/1 system insert
711.0080		SCS 1/4"+3/8"+1/2" socket set, 80 pcs, 1/1 system insert
713.2047		SCS 1/4" socket set, 47 pcs, 1/3 system insert
713.0101		SCS 1/4" Bit set, 101 pcs, 1/3 system insert
713.0006		SCS ERGOTORQUE-plus screwdriver set, 6 pcs, 1/3 system insert
711.1016		SCS Universal tool set, 16 pcs, 1/1 system insert
711.0018		SCS File, chisel and hammer set, 18 pcs, 1/1 system insert

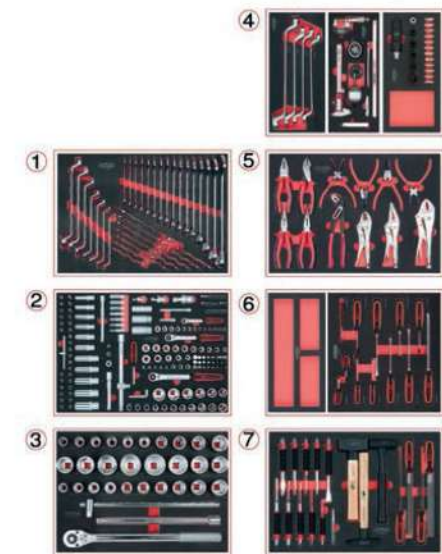
711.0151		SCS 1/4"+3/8"+1/2" socket set, 151 pcs, 1/1 system insert
711.0124		SCS Hammer, chisel, plier and bit set, 124 pcs, 1/1 system insert
711.0035		SCS wrench set, 35 pcs, 1/1 system insert










711.0041		SCS wrench set, 41 pcs, 1/1 system insert
711.0180		SCS 1/4"+3/8"+1/2" socket set, 180 pcs, 1/1 system insert
711.1031		SCS 3/4" socket set, 31 pcs, 1/1 system insert
711.1012		SCS Pliers set, 12 pcs, 1/1 system insert
711.0025		SCS ERGOTORQUE-plus screwdriver set, 25 pcs, 1/1 system insert
711.1021		SCS Chisel and hammer set, 21 pcs, 1/1 system insert





Set of universal system inserts for 7 drawers with 316 premium tools

- Ideal set for universal use
- Fits 8 tool cabinet drawers
- Firm arrangement due to precise embedding
- Oil and chemical resistant
- Insert made from high quality three-coloured foam




			
715.0316	316 pcs	Set of universal system inserts for 7 drawers with 316 premium tools	46,00


711.0035			
711.0180			
711.1031			
713.2004			
713.2008			
713.0019			



711.1012			
712.0012			
713.0000			
711.0018			

Set of universal system inserts for 3 drawers with 341 premium tools

- Ideal set for universal use
- Fits 3 tool cabinet drawers
- Firm arrangement due to precise embedding
- Oil and chemical resistant
- Insert made from high quality three-coloured foam




			
713.0341	341 pcs	Set of universal system inserts for 3 drawers with 341 premium tools	20,00


711.0035			
711.0151			




711.0124			
918.3050			

Set of universal system inserts for 7 drawers with 378 premium tools

- Ideal set for universal use
- Fits 8 tool cabinet drawers
- Firm arrangement due to precise embedding
- Oil and chemical resistant
- Insert made from high quality three-coloured foam



			
715.0378	378 pcs	Set of universal system inserts for 7 drawers with 378 premium tools	37,00

711.0035			
711.0180			
711.0073			
713.2004	