






PosiTector® DPM Probe Order Guide

Probe Style	DPM	DPMIR	DPMS	DPMA	DPMD
Comparison Chart					
Probe Description	Integral Probe	Integral Probe with Infrared Surface Temperature Sensor	Integral Probe with Cabled Surface Temperature Sensor	Integral Probe with Wind Speed Sensor	Cabled Probe with 1/2" NPT Threads
Order Code	PRBDPM	PRBDPMIR	PRBDPMS	PRBDPMA	PRBDPMD
Surface Temperature	•	•	•	•	
Air Temperature	•	•	•	•	•
Wet Bulb Temperature*	•	•	•	•	•
Relative Humidity	•	•	•	•	•
Dew Point Temperature	•	•	•	•	•
Surface Temperature minus Dew Point Temperature	•	•	•	•	
Wind Speed				•	

* Wet Bulb Temperature displayed/recorded on PosiTector Advanced (3) models only

Specifications	Range	Accuracy	Resolution
Surface Temperature	-40° to 80° C	± 0.5° C	0.1° C
	80° to 190° C	± 1.5° C	
	-40° to 175° F	± 1° F	0.1° F
	175° to 375° F	± 3° F	
Infrared Surface Temperature*	-70° to 380° C	± 1° C + (0.01° C/°C)**	0.1° C
	-94° to 716° F	± 2° F + (0.01° F/°F)**	0.1° F
Air Temperature	-40° to 80° C	± 0.5° C	0.1° C
	-40° to 175° F	± 1° F	0.1° F
Humidity	0 to 100%	± 3%	0.1%
Wind Speed†	0 to 20 m/s	± 3% Full Scale	0.1 m/s
	0 to 44 mph		0.1 mph
Dew Point	-60° to 80° C	± 3° C‡	0.1° C
	-76° to 175° F	± 5.4° F‡	0.1° F

* DPM IR models only

** At 23° C ambient

† DPM A models only

‡ dependent on RH. See www.defelsko.com/TdAccuracy for more information



PosiTector DPM