

Your Corporate Image Start With Your Office

OFFICE FURNITURE PRODUCTS

CATALOGUE



ASIASTAR FURNITURE



CONTENTS

TABLE | 02-15

WORKSTATION | 16-22

CHAIR | 23-50

SOFA & COFFEE TABLE | 51-57

STEEL CABINET | 58-62

NOTICE BOARD & STEEL RACK | 63-68



INTRODUCTION

Asiastar Furniture Trading Sdn Bhd. Our main office is located in Kepong, Kuala Lumpur (KL), Malaysia.

ASIASTAR FURNITURE specialized mainly in supplying office furniture, office partition and office workstation. We also provide free consultation service on themes and concept for the newly setup company. Our products vary from working tables and chairs, partitioning, cabinet, white board and etc. We also provide on demand search for specific furniture such as office partition, workstation, director table, office sofa as requested by customers. While it is not reasonably possible to be perfectly in stock on everything all the time, we strive to have the things you want in stock or ready to be upholstered to your specifications. We generally out-pe form the furniture industry's traditional lead times. Most design furniture costs a fortune and for this reason it is not accessible. We do not claim to be the cheapest, but we aim for our quality products to also be fairly priced and should be available to everyone.

At **ASIASTAR FURNITURE**, we focus our efforts and resources on the details that provide the greatest value to customers to ensure that you can enjoy our products in a high level of service. A visit to our show room and you will see just how committed we are to that idea.



TABLE



DIRECTOR TABLE

Together with door cupboards is a good choice for your director's office. Dark color woodgrains finishes gives a smart and sophisticate image to your office.

900W x 450D x 2100H mm



HANAKO

DIRECTOR SERIES



CRINA

2100W x 1200D x 2400W x 500D x 750H mm



CRINA

2100W x 1200D x 2400W x 500D x 750H mm



TRITOMA

2100W x 900D x 750H mm



TRITOMA

2100W x 450D x 750H mm

DIRECTOR TABLE

DIRECTOR SERIES



Intelligent, exquisitely crafted. Asiastar director series desks and storage cabinets reflects Asiastar standard of quality for director office furniture.



SUPERIOR DIRECTOR SERIES



EXECUTIVE TABLE
QX 1800 1800W x 900D x 750H
QX 2100 2100W x 900D x 750H



SIDE CONNECTION
QXR 700
1300W x 700D x 25THK



MOBILE PEDESTAL 2D
QXM 2 406W x 480D x 560H



FIXED PEDESTAL 3D
QXP 3 406W x 470D x 725H



SIDE CABINET
QXD 125
1200W x 500D x 620H



HIGH CABINET
QXD 2025
804W x 407D x 2052H



BOOK SHELF & GLASS DOOR
QXG 2025
804W x 407D x 2052H

EXECUTIVE TABLE

Modern Contemporary.
Modular Structure.
Designed for flexible solution.



MU 99

1800W x 2200L x 750H mm

MU EXECUTIVE TABLE



MU 88



MU 99G



MUM 1875



MUMF 8656

EXECUTIVE TABLE

MU OPEN PLAN SERIES

Aims to be spacious and simplistic for a current trend of workstation system. The L-shape and rectangular table setup with desking panel partition allow employees to be more cooperative.

MU L-SHAPE DESKING PARTITION 4 CLUSTER



MU 4 CLUSTER PARTITION



MU DESKING PARTITION 2 CLUSTER



MU DESKING PARTITION 4 CLUSTER



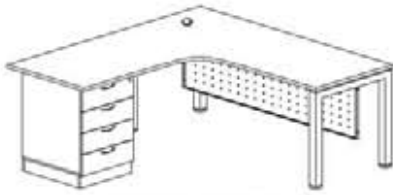
MU ME 1890



MU MEETING TABLE

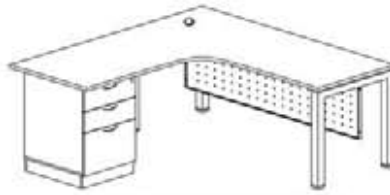


MU SERIES SPECIFICATION



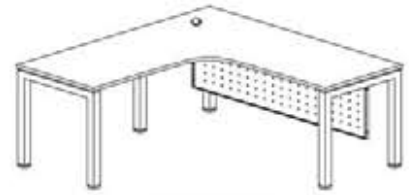
L SHAPE TABLE C/W FIXED 40 (LJ)

MUMD-8286 W1800/600 x L1800/750 x H750
 MUMD-8656 W1800/600 x L1800/600 x H750
 MUMD-5656 W1500/600 x L1500/600 x H750



L SHAPE TABLE C/W FIXED 201F (L)

MUMF-8286 W1800/600 x L1800/750 x H750
 MUMF-8656 W1800/600 x L1800/600 x H750
 MUMF-5656 W1500/600 x L1500/600 x H750



L SHAPE TABLE (L)

MUML-8286 W1800/600 x L1800/750 x H750
 MUML-8656 W1800/600 x L1800/600 x H750
 MUML-5656 W1500/600 x L1500/600 x H750



RECTANGULAR TABLE

MUM-1875 W750 x L1800 x H750
 MUM-1575 W750 x L1500 x H750
 MUM-1275 W750 x L1200 x H750



EXECUTIVE TABLE (D-SHAPE)

MUME-1890 W900/750 x L1800 x H750



RECTANGULAR CONFERENCE TABLE

MUC-4815 W1500 x L4800 x H750
 MUC-3615 W1500 x L3600 x H750
 MUC-3012 W1200 x L3000 x H750
 MUC-2412 W1200 x L2400 x H750
 MUC-2010 W1050 x L2100 x H750
 MUC-1890 W900 x L1800 x H750



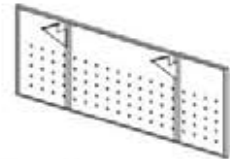
DIRECTOR SET

MU-99 W1800 x L2200 x H750



HORIZONTAL CROSS BAR

MUCB 2400 W25 x L2278 x H50
 MUCB 2100 W25 x L1978 x H50
 MUCB 1800 W25 x L1678 x H50
 MUCB 1500 W25 x L1378 x H50
 MUCB 1200 W25 x L1078 x H50



METAL MODESTY PANEL C/W BRACKET

MUMP 1800 W20 x L1600 x H450
 MUMP 1500 W20 x L1300 x H450
 MUMP 1200 W20 x L1000 x H450



N LEG (END)

MUN 1800(E) L1790 x H725
 MUN 1500(E) L1490 x H725
 MUN 1200(E) L1190 x H725
 MUN 1050(E) L1040 x H725
 MUN 900(E) L890 x H725
 MUN 750(E) L740 x H725
 MUN 600(E) L590 x H725



N LEG (MIDDLE)

MUN 1800(M) L1790 x H725
 MUN 1500(M) L1490 x H725
 MUN 1200(M) L1190 x H725
 MUN 1050(M) L1040 x H725
 MUN 900(M) L890 x H725
 MUN 750(M) L740 x H725
 MUN 600(M) L590 x H725



FLIPPER WIRE BOX

FWB 6 W130 x L636 x H120
 FWB 4 W130 x L436 x H120



RECESS CONSOLE
(RC 5), (RC 4)



WIRE HOLDER
WH DIA65 x H725

BOARD COLOR OPTION



MAPLE



WALNUT



GREY

METAL LEG COLOR OPTION



WHITE



DARK GREY

As our products are keep improving and advancing. Change in the specifications, if any may not inform, please be understand.

EXECUTIVE TABLE

AQ SERIES

Simple yet sophisticated, AQ series provides comfort and confidence, make any office a great place to work.



A/JT 1815J



A/JT 1815D



A/JT 1815M



A/JT 180



AMJ 180 SET



AMC 180 SET



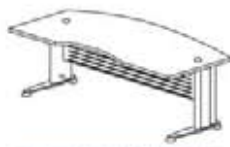
AMJ 180KT SET



A/JT 11

AQ SERIES SPECIFICATION

Desks



SUPERIOR CURVE WRITING TABLE
AMJ 180CT 1800W x 900D x 750H



KIDNEY SHAPE TABLE
AMJ 180KT 1800W x 900D x 750H



CURVE WRITING TABLE
AMC 180CT 1800W x 900D x 750H



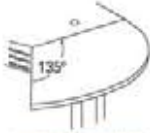
WRITING TABLE
AMJ 180WT 1800W x 700D x 750H
AMJ 150WT 1500W x 700D x 750H
AMJ 120WT 1200W x 700D x 750H

Side Cabinet Top



CABINET SURFACE PANEL
CSP 600 810W x 500D x 25T
CSP 1200 1210W x 500D x 25T
CSP 1810 1810W x 500D x 25T

Desks Connection Top



SELF CONNECTION 135
AMW 30CT 1300W x 700L x 25T
AMW 35CT 1300W x 900L x 25T



CONNECTION TOP
AMW 70CT 700W x 700L x 25T
AMW 75CT 900W x 900L x 25T



CONNECTING SIDE RETURN
AMW 311CT 1200W x 500L x 25T



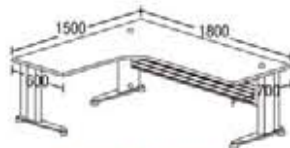
ROUND CONNECTION TOP
AMW 90CT 900W x 900L x 25T

CPU Holder

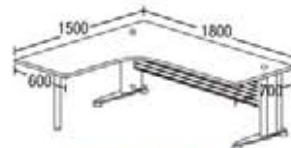


CPU HOLDER
CPU 304W x 504D x 522H

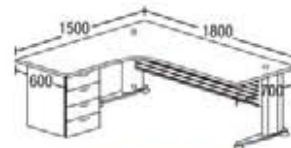
L-Shape Desks



SUPERIOR L-SHAPE TABLE (A)
AJL 1815J 1800W x 700D x 1500W x 600D
AJL 1515J 1500W x 700D x 1500W x 600D



SUPERIOR L-SHAPE TABLE (A)
AJM 1815M 1800W x 700D x 1500W x 600D
AJM 1515M 1500W x 700D x 1500W x 600D



SUPERIOR L-SHAPE TABLE (B)
AJD 1815D 1800W x 700D x 1500W x 600D
AJD 1515D 1500W x 700D x 1500W x 600D

Metal Leg



METAL LEG (A)
AJL-S/W/D
70W x 580D x 725H

Conference Tables



ROUND CONFERENCE TABLE
AQR 90 900W x 900D x 750H
AQR 120 1200W x 1200D x 750H



RECTANGULAR CONFERENCE TABLE
AQV 18 1800W x 900D x 750H
(4 x ASL 725)
AQV 24 2400W x 1200D x 750H
(6 x ASL 725)



OVAL CONFERENCE TABLE
AQO 18 1800W x 900D x 750H
(4 x ASL 725)
AQO 24 2400W x 1200D x 750H
(6 x ASL 725)



EXECUTIVE CONFERENCE TABLE
AQI 30 3000W x 1200D x 750H
(8 x ASL 725)
AQI 48 4800W x 1500D x 750H
(10 x ASL 725)

Storage Units



SIDE CABINET
AMW 7250/S
800W x 400D x 725H



FIXED PEDESTAL 1D1F
B/CFP 1D1F
400W x 470D x 480H



FIXED PEDESTAL 3D
B/CFP 3D
400W x 470D x 480H



MOBILE PEDESTAL 1D1F
B/CMP 1D1F
408W x 480D x 560H



MOBILE PEDESTAL 3D
B/CMP 3D
408W x 480D x 560H



STAND PEDESTAL 2D1F
B/CSP 2D1F
408W x 470D x 725H



STAND PEDESTAL 4D
B/CSP 4D
408W x 470D x 725H



OPEN SHELF CABINET
B/CCO 8008
800W x 400D x 815H



RIGHT & LEFT DOOR
CCO 8008-2
792W x 796H x 16T



OPEN SHELF CABINET
B/CCO 1225
800W x 400D x 1252H



RIGHT & LEFT DOOR
CCO 1225-2
792W x 1196H x 16T



MEDIUM HEIGHT CABINET
B/CCO 1625
800W x 400D x 1652H



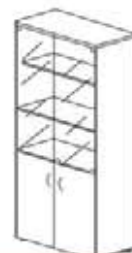
RIGHT & LEFT DOOR
CCO 1625-2
792W x 1506H x 16T



HIGH CABINET
B/CCO 2052
800W x 400D x 2052H



RIGHT & LEFT DOOR
CCO 2052-2
792W x 1986H x 16T



BOOK SHELF & GLASS DOOR
B/CCO 2052
800W x 400D x 2052H

Supports



METAL STAND
ASL 725 Dia75 x 725H



ABS STAND
ABS 725 Dia75 x 725H

B = 2 TONE COLOR
C = FULL COLOR

GENERAL TABLE

General series range reflects a fusion of elegance, upscale design with individuality and practical features. Curvilinear work-surface and storage components support the flow of people in your office and help you work more comfortably and productively.



EXECUTIVE 1890 SET (FULL COLOR)



ROUND TABLE (FULL COLOR)

GENERAL WRITING TABLE

1515 I-SHAPE TABLE (FULL COLOR)



OVAL CONFERENCE (FULL COLOR)



RECEPTION TABLE WITH SIDE TABLE (FULL COLOR)



TABLE WITH 18SP DESKING PANEL



GENERAL TABLE

GENERAL WRITING TABLE

STANDARD TABLE WITH SIDE TABLE



Executive system enables prestigious office environment to be interpreted in a modern and exciting way, the exclusive design, quality of wood veneer and colour options give General Series its unique personality.

STANDARD EXECUTIVE TABLE SET



STANDARD TABLE WITH SIDE CABINET



STANDARD RECEPTION TABLE WITH LOW CABINET



A modular reception system. Combinations of rectangular bases units with counter tops, create smart and distinctive reception space.

STANDARD OVAL CONFERENCE TABLE



Conference table available in round shape, oval shape or rectangular shape desk surface, General Series conference tables provide robust and cost effective conference meeting furniture solution.

STANDARD 1.81.5 L-SHAPE TABLE



General Series L-shape desk available in left or right handed and various wood finishes, it can be used singly or grouped into workgroup multi-desk layouts to make the most efficient use of space.

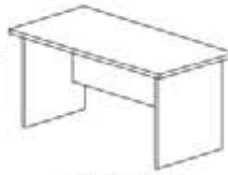
GENERAL SERIES SPECIFICATION



EXECUTIVE TABLE
B/CET 1890
1800W x 900D x 750H



STANDARD TABLE
B/CST1880 1800W x 800D x 750H
B/CST1870 1800W x 700D x 750H
B/CST1570 1500W x 700D x 750H
B/CST1270 1200W x 700D x 750H



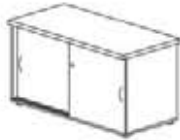
STANDARD TABLE
B/CST 1260 1200W x 600D x 750H



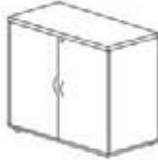
DESK TABLE
B/CST 1060
900W x 450D x 700H



COUNTER TOP
B/CCT 1830 1800W x 300D x 300H
B/CCT 1530 1500W x 300D x 300H
B/CCT 1230 1200W x 300D x 300H



SIDE CABINET
B/CSC 1068
900W x 450D x 668H



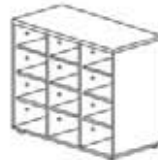
SWING DOOR CABINET
B/CCW 8008
800W x 400D x 815H




SLIDING DOOR CABINET
B/CCS 8008
800W x 400D x 815H



OPEN SHELF CABINET
B/CCO 8008
800W x 400D x 815H



PIGEON HOLE
B/CCP 8008
800W x 400D x 815H



WARDROBE CABINET
B/CCW 8016
800W x 400D x 1688H



BOOK SHELF
B/CCB 8016
800W x 400D x 1688H



GLASS DOOR
8GD 8016 1182W x 380D x 517H
OGD 8008 770W x 380D x 517H



RETURN DRAWER
B/CFP 2D
400W x 376D x 340H



FIXED PEDIESTAL 101F
B/CFP 101F
400W x 470D x 480H



FIXED PEDIESTAL 3D
B/CFP 3D
400W x 470D x 480H



MOBILE PEDIESTAL 101F
B/CMP 101F
408W x 480D x 560H



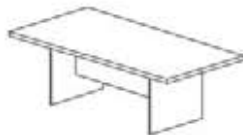
MOBILE PEDIESTAL 3D
B/CMP 3D
408W x 480D x 560H



MOBILE PEDIESTAL 201F
B/CMP 201F
408W x 480D x 680H



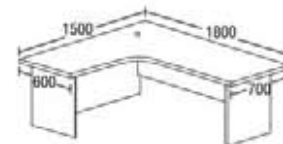
DISCUSSION TABLE
B/CDT 1200 Dia1200 x 750H
B/CDT 900 Dia 900 x 750H



RECTANGULAR CONFERENCE TABLE
B/CRMT 2412 2400W x 1200D x 750H
B/CRMT 1890 1800W x 900D x 750H



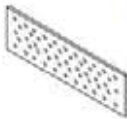
OVAL CONFERENCE TABLE
B/COMT 2412 2400W x 1200D x 750H
B/COMT 1890 1800W x 900D x 750H



SUPERIOR COMPACT TABLE (L)
B/CLT 552 1500W x 600D x 1500W x 600D x 750H
B/CLT 1815 1800W x 700D x 1500W x 800D x 750H
B/CLT 1515 1500W x 700D x 1500W x 800D x 750H



ROUND PEDIESTAL 4D
B/CSP 4D
406W x 470D x 725H



FULL BOARD DESKING PANEL
18 SP/WR
1800W x 18D x 450H
1800W x 18D x 600H
1500W x 18D x 450H
1500W x 18D x 600H
1200W x 18D x 450H
1200W x 18D x 600H



HALF GLASS DESKING PANEL
18 HG/WR
1800W x 18D x 450H
1800W x 18D x 600H
1500W x 18D x 450H
1500W x 18D x 600H
1200W x 18D x 450H
1200W x 18D x 600H



DESKING BRACKET
18-DB
35W x 85D x 100H



PLATE
18-PLT
30W x 18D x 27H



CONNECTION TOP
B/CQT 7575 750W x 750D x 25THK
B/CQT 7070 700W x 700D x 25THK



BEECH & DARK GREY



GREY & DARK GREY



ATTACH BRACKET
16-AB
18W x 6D x 450H
18W x 6D x 600H



CONNECTING POLE W/O PLATE
16-P
18W x 18D x 450H
18W x 18D x 600H



BULLET BRACKET
18-BB
70W x 30D x 65H

B = 2 TONE COLOR
C = FULL COLOR
dimension W x D x H mm
subject to change to without prior notice



FULL BORAS ASH



FULL MAPLE



FULL CHERRY



FULL WALNUT

CONFERENCE TABLE

MEETING TABLE

Rectangular, oval or boat shape, designed to facilitate the various methods of communication, formal and informal meetings, workshops training etc. Asiastar conference and meeting collection are flexible and adaptable to any environments.



ABIES OVAL

1800W x 900D mm | 2100W x 1050D mm | 2400W x 1200D mm |
3000W x 1200D mm | 3600W x 1350D mm



RUMEX

1800W x 900D mm | 2100W x 1050D mm |
2400W x 1200D mm | 3000W x 1200D mm



TAXUS OVAL

1800W x 900D mm | 2100W x 1050D mm | 2400W x 1200D mm



INJUA OVAL

1800W x 900D mm | 2100W x 1050D mm | 2400W x 1200D mm



AGO 18

1800W x 900D mm | 2400W x 1200D mm



AGI 48

3000W x 1200D mm | 4800W x 1500D mm

DISCUSSION TABLE



CHROME DRUM DISCUSSION TABLE

900Dia x 750H mm | 1050Dia x 750H mm |
1200Dia x 750H mm



AGR 90

900Dia x 750H mm | 1050Dia x 750H mm |
1200Dia x 750H mm



ABIES DISCUSSION TABLE

900Dia x 750H mm | 1050Dia x 750H mm |
1200Dia x 750H mm

FOLDING TABLE & CHAIR

Durable material and wide range of available configuration, combined with the color grey tone shown here creates a clean, uncluttered look to any profile. With the variety of accessories, desktop shapes, connecting tops and chair, all manners of desk combination can be created.



FOLDING TABLE

AVA FOLDING TABLE (WOODEN)



1200W x 600D x 750H mm | 1500W x 600D x 750H mm | 1800W x 600D x 750H mm

AVA FOLDING TABLE (STEEL)



1200W x 600D x 750H mm | 1500W x 600D x 750H mm | 1800W x 600D x 750H mm

AVA FOLDING TABLE (STEEL)



1200W x 600D x 750H mm | 1500W x 600D x 750H mm | 1800W x 600D x 750H mm

AREO FOLDING TABLE



1200W x 600D x 750H mm | 1500W x 600D x 750H mm | 1800W x 600D x 750H mm

AREO FOLDING TABLE



1200W x 600D x 750H mm | 1500W x 600D x 750H mm | 1800W x 600D x 750H mm

AREO FOLDING TABLE



1200W x 600D x 750H mm | 1500W x 600D x 750H mm | 1800W x 600D x 750H mm

FOLDING TABLE & CHAIR

FOLDING CHAIR



Scientific, technical and material will be unreservedly applied to the seat of the production and development, in the choice of materials also reflects the pursuit of an exciting visual effects, be free to get in the environment, and this is reflected in modern chairs for the use of space, form color material and technology and many other concepts to be redefined.





WORKSTATION

WORKSTATION



2CL1

Combine your imagination with our solution and create a workspace that is beautiful as well as functional. Here you find Asiastar collection of office system to create an unique and comfortable working area.

2 CLUSTER



2CL2

For team that need to work together closely. Asiastar slim high panel with overhead storage giving you more planing flexibility and make vertical space more efficient.



2CL4



2CL3



2CL5

WORKSTATION

4 CLUSTER

4CL1



4CL2



4CL3



4CL4



Asiastar slim series offers a maximum planing flexibility with its sophisticated designs and features that allows you to create both individual and team workstation, a squarish and clean line design concept combined with carrying panel style options contribute a clean, elegant aesthetic appropriate through out office environment.

4CL5



Asiastar open plan and modular system introduced to meet the latest change of working environment.

4CL6



4CL7



* Frame color options : available in white color, silver color and dark grey.

WORKSTATION

6 CLUSTER

Simply well organized. Extremely cost effective maximization functionality in minimum space.



A 120 degree workstation is ideal for planning teamwork solution where group sizes are varied and flexible.



Versatile and functional, the Asiarstar 300mm height combines simplicity, strength and an elegant aesthetic for modern interiors, its high degree of variability makes it suitable for use as office desks as well as the ideal choice for open space offices.



WORKSTATION

CUBICLE



CBL-1



CBL-2



CBL-4

Asiastar system incorporates contemporary furniture elements to create efficient yet classic private offices. Versatile in scope, Asiastar system offers not only flexibility but also aesthetic continuity among workspace applications, whether in the open plan, meeting room or private office.



CBL-3



CBL-5

The importance of privacy. Permits personal space for individual work, even in larger office landscapes.



Slim



Hanging Shelf



Mid



Hanging Cabinet



Combination



Wire Trunking



CBL-6

Full floor to ceiling poles and panels allow you to make private offices, conference rooms, or secure storage areas that are in harmony with your open plan.

WORKSTATION

Open plan functionality and agility are maximized with durable Asiastar components designed to meet today's needs and to address tomorrow as well. Vibrant collaborative environments are achieved by deploying lower privacy and advanced wire delivery elements.

CASSIA WORKSTATION 1



DESKING SYSTEM

CASSIA WORKSTATION 2



INILIA WORKSTATION 1



INILIA WORKSTATION 2



Asiastar slim desking system combines a passion for intelligent and ergonomic design with a desire to create a new generation of environmentally sustainable solution for the modern, ever changing workspace.

WORKSTATION

DESKING SYSTEM

For teams that spend most of their time actively working together, 300mm height screen encourage team awareness and interaction. Great for interacting without disrupting the flow of work.

RUMEX WORKSTATION 1



GENISTRA WORKSTATION



CASSIA WORKSTATION 3



RUMEX WORKSTATION 2



RUMEX WORKSTATION 3



Desking panel concept are especially designed to satisfy the complex needs of modern working environment. The design comes to life starting from the structure and the forms of an elegant and graceful support.

Hanging Click



Hanging Wooden Shelf



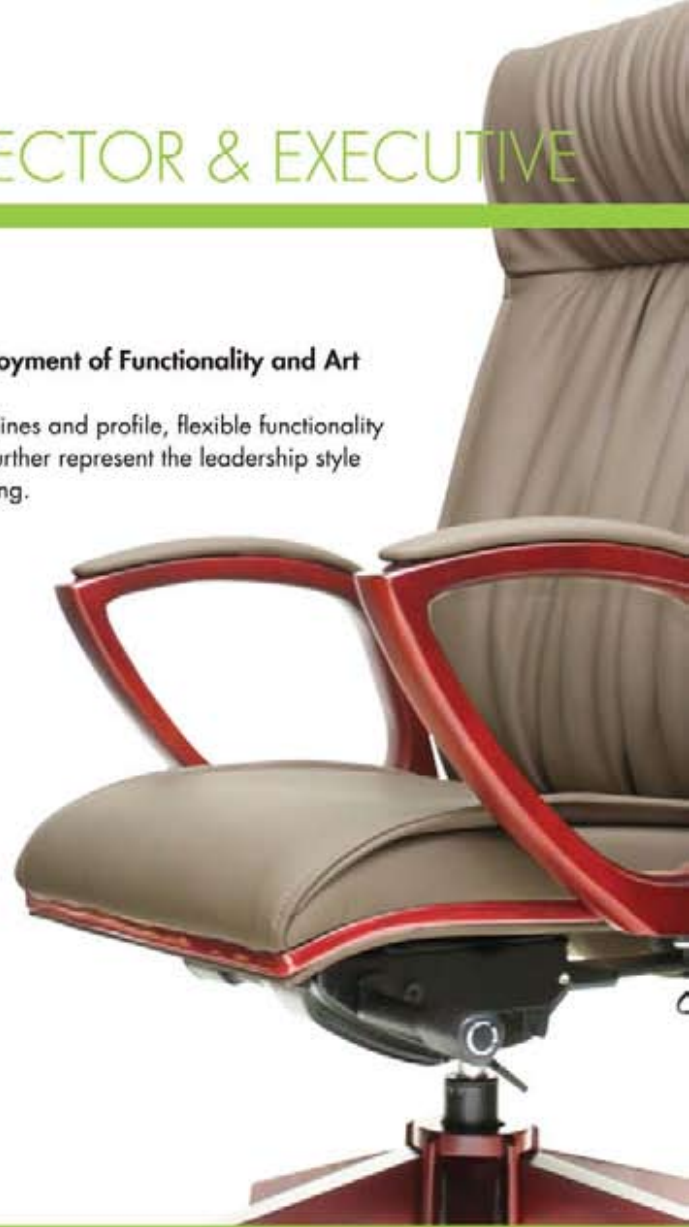
CHAIR



DIRECTOR & EXECUTIVE

Perfect Combination of Power and Charm Enjoyment of Functionality and Art

Magnificent design is of extraordinary style, unique lines and profile, flexible functionality match perfectly with elegant and healthy taste to further represent the leadership style that is so outstanding.



HAWKIN



ACL 2088



ACL 2077



ACL 2066



ACL 2055

SANCTUARY



ACL 8008



ACL 8118



ACL 8228



ACL 8338

DIRECTOR & EXECUTIVE

CASVO



VIO II



WONO II



TESSA I



DIRECTOR & EXECUTIVE

CEO



BRAVO



SUPERIOR



TREND



DIRECTOR & EXECUTIVE

TESSA II



TESSA III



VIO I



VIO III



DIRECTOR & EXECUTIVE

KLAIR



SEDAN



DIRECTOR & EXECUTIVE

*CLOVER



*ARONA



Consistent Support

That nice flex you feel when you lean against the Clover chair's backrest is the what we wanted for you when we designed this chair. Different than typical chair, CLOVER offer flexors that move with your back for consistent, dynamic support.



Adjustable Headrest

Two-pivoted headrest allows precise adjustment of the angle and height to support neck comfortably in any sitting position.



4D Adjustable Armrest

Telescope in and out, move forward and back, pivot, and adjust up and down which provides natural position that comfortably supports the wrists, forearms, shoulders and neck.



Seat Slider

Adjustable seat depth that accommodates different body shapes for long-hours comfort.



HUGO FEATURES

OFFERS THE BEST FEATURES THAT AN IDEAL CHAIR SHOULD HAVE.



Adjustable Headrest

The adjustable headrest enables user to find the best position to support the neck comfortably in any sitting position.



Adjustable Backrest

Height adjustable backrest provide excellent back supports to each users with different body height.



4D Adjustable Armrest

Telescope in and out, move forward and back, pivot, and adjust up and down which provides natural position that comfortably supports the wrists, forearms, shoulders and neck.



Seat Slider

Adjustable seat depth that accommodates different body shapes for long-hours comfort.



Mechanism

Self-weight adjustment synchronized mechanism with 3 tensions level adjustable knob and multi-locking system designed to adapt your body weight automatically.



DIRECTOR & EXECUTIVE

*HUGO



AHG 6210L



AHG 6212L



AHG 6210F



AHG 6212F



AHG 6213F

WONO I



ACL 2000



ACL 2001



ACL 2002



ACL 2003

WONO III



ACL 119



ACL 118



ACL 117



ACL 116



ACL 115



ACL 114



ACL 113

DIRECTOR & EXECUTIVE

LINEAR



LEO



GENERAL

M2



ORANGE



SENSE



BONZER



GENERAL

VOTEX



TRIX



HYDE



TYPIST CHAIR



MESH

TECH



*INCLUDE



LEO MESH



MESH

*INTOUCH



KASANO



INTOUCH FEATURES

Intouch offers a sleek yet simple lumbar system, plus a host of other practical features. All said, Intouch is a design-based ergonomic solution that gives users control of their own comfort and well-being.



Lumbar Support

Slides up or down for custom support that can effectively disperse pressure to the back.



Adjustable Armrest

Height adjustable armrest that firmly support elbows and eliminate fatigue due to long hours of sitting.



Mechanism

Metal synchronized mechanism with 3 lockings system allows separate tilting of the backrest and seat in 3 different angles to ease your movement for different postures.



MAXIM FEATURES

THE FEELING OF FREEDOM THAT YOUR WHOLE BODY DESERVE

Maxim has the highly sophisticated adjustability and functionalities that promise a great sense of freedom that your body could enjoy – from the moment of synchronizing yourself with Maxim.



Adjustable Headrest

This optional feature provide height and angle adjustments that support either your head or neck area depending on your desired angle.



Lumbar Support

The exquisite translucent design provide effective support with its 2 way adjustments of height and depth.



3D Adjustable Armrest

The 3 dimensional adjustment of height, pivot and depth armrest with PU padded armrest provide another sensitive touch on the Maxim.



Replaceable Seat Cushion

Replaceable seat cushion from the seating plate panel which allows ease of exchange and replace of seat cushion.



Adjustable Seat Depth & Slope

Using a simple lever under the seat, user can easily adjust the depth as well as the slope of the seating to accommodate his sitting preference and comfort.



MESH

*MAXIM

AMX 8110L-10D58



AMX 8111L-10D58



AMX 8110N-10D58



AMX 8111N-10D58



AMX 8110N-20A68



AMX 8111N-20A68



AMX 8110NIT-20A68



AMX 8111NIT-20A68



AMX 8112L-20A69



AMX 8112N-20A69



AMX 8113L-88CA69



AMX 8113N-88EA69



AMX 8113L-90CA69



MESH

*SURFACE



F1



ANGLE



SURFACE FEATURES

A CASE OF EXCELLENT DESIGN AT ITS BEST

Surface redefines office seating as it conveys a sense of ease, value and comfort. The chair's design and handling are equally ingenious. You can confidently tick all the boxes in terms of function and design, as Surface is simply a seamless solution for all workspace.



Headrest

A specially design wide headrest provide maximum support plus comfort to both the head and neck.



Lumbar Support

Easy to maneuver lumbar support that gently support your back into proper alignment.



Inner Seat

PU moulded foam is attached to the bottom polypropylene cover without the usage of commercial adhesive, bolts and nuts.



Adjustable Armrest

PU padded armrest in multi locking positions for better support to the shoulders and neck.



Under Seat

Bottom polypropylene cover which made of recycled material is unconventionally secured to the seat that eases the exchange and replacement of the seat upholstery.



Mechanism

Auto self-weight tilting synchronized mechanism without the annoying hard to regulate weight tensions knob to fuss with.

ZENITH FEATURES

FLAUNT YOUR STYLE. BE BOLD, BE YOURSELF.

In business today, it's all about the appearance. Projecting the right image for your people, your space and your company. With endless aesthetic and performance options, Zenith works seamlessly with any interior space. Its understated modern design speaks volumes without screaming for attention.



Adjustable Headrest

Adjustable headrest that able to support the head and neck as users recline.



4D Adjustable Armrest

Telescope in and out, move forward and back, pivot, and adjust up and down which provides natural position that comfortably supports the wrists, forearms, shoulders and neck.



Seat Slider

Adjustable seat depth that accommodates different body shapes for long-hours comfort.



Mechanism

Self-weight adjustment synchronized mechanism with 3 tensions level adjustable knob and multi-locking system designed to adapt your body weight automatically.



MESH

*ZENITH



RICO



LEAF



- * American national standard institute and the human factors and ergonomics society : ANSI/HFES 100 - 2001
- * Business and institutional furniture manufacturer's association : BIFMA G1 - 2002
- * Canadian general standards board : CGSB-44.232 - 2002
- * Canadian standards association : CSA-Z412 - 2000
- * International standards institute : ISO9241 - part 5

CONFERENCE CHAIR

VISITOR CHAIR



BANQUET CHAIR



STOOL



DRAFTING CHAIR



DESIGNER CHAIR

WHEN IMAGE IS EVERYTHING, WE DESIGN TO INFLUENCE



AS SC 389

370W x 340L x 595H mm



PP CHAIR



AS HH 30

420W x 315L x 860H/440SH mm



AS HH 355 PP CHAIR

470W x 500L x 840H/450SH mm



AS HH 445

510W x 530L x 715H/430SH mm



AS HH 447

510W x 530L x 770H/440SH mm



AS HH 448

380W x 510L x 905H/490SH mm



AS HH 454 PC CHAIR

490W x 510L x 780H/450SH mm



AS HH 470 PP & FIBREGLASS CHAIR

410W x 520L x 825H/440SH mm



AS HH 597 PC CHAIR

605W x 575L x 810H/465SH mm

DESIGNER CHAIR

PP CHAIR



AS HH 751

575W x 605D x 780H/4405H mm



AS HH 603 PC CHAIR
C/W ALUMINIUM LEG

425W x 510L x 800H/4505H mm



AS HH 608 PC CHAIR

620W x 500L x 785H/4505H mm



AS HH 644

640W x 580L x 785H/4505H mm



AS HH 936 PC CHAIR

520W x 550L x 825H/4605H mm



AS FLA 1019-S

405W x 395L x 825H/4605H mm



AS HH 845 PP CHAIR

465W x 530D x 815H/4605H mm



AS HH 502D

320W x 320L x 465H mm



AS G101

610W x 740L x 815H mm

AS 0128 PU/LEATHER ADJUSTABLE
CHAIR C/W STAINLESS STEEL BASE



1010-1220W x 810L x 725H mm



AS BS 207 PP BAR CHAIR

360W x 410L x 810H mm

AS BS 423A PVC CUSHION BAR
CHAIR C/W STEEL FRAME



380W x 380L x 800H mm

RELAXING CHAIR



AS G111

640W x 460L x 730H mm

AS G112 PU SEAT WITH
CHROMED ROUND BASE



620W x 605D x 840H mm



AS G117

590W x 590L x 800H mm

AS G128 FABRIC CHAIR
WITH ALUMINIUM BASE



690W x 800D x 820H mm

DESIGNER CHAIR

RELAXING CHAIR



IRPC 003A

450W x 440L x 850H mm



AS HH 323B ABS CHAIR
C/W ALUMINIUM BASE

540W x 480L x 800H mm



AS HH 493 FABRIC
COVER WITH PC FRAME

470W x 500L x 760H/470SH mm



AS HH 466 PC CHAIR

310W x 310L x 470H mm

WOODEN CHAIR



AS C17 VENEER CHAIR

540W x 570L x 720H mm



AS F241-1

483W x 483L x 787H mm



AS HH 231A

470W x 540L x 810H/450SH mm



AS HH 541 RATTAN SEAT
WITH BEECH WOOD FRAME

520W x 530D x 725H/453SH mm



AS HH 604 ASH FRAME CHAIR

630W x 530D x 765H/450SH mm



AS HH 782B

470W x 495L x 785H/450SH mm



AS HH 816

610W x 525L x 690H/430SH mm



AS HH 768

485W x 440L x 715H/440SH mm



AS SC 030S

500W x 510L x 810H mm



AS SC 018

485W x 473L x 750H mm



AS G155 VENEER CHAIR

790W x 890L x 790H mm



AS C02 VENEER CHAIR

560W x 560L x 685H mm

STUDY CHAIR



SC 1



SC 2



SC 3



SC 4



SC 5



SC 6



SC 7



SC 8

STUDY TABLE



ST 01

700W x 500D x 750H mm
Table Top: Plastic/Melamine chipboard



ST 02

700W x 500D x 750H mm
Table Top: Plastic/Melamine chipboard



ST 03

700W x 500D x 750H mm
Table Top: Plastic/Melamine chipboard



ST 04

700W x 500D x 750H mm
Table Top: Plastic/Melamine chipboard



ST 05

700W x 500D x 750H mm
Table Top: Plastic/Melamine chipboard
Foldable table top



ST 06

700W x 500D x 750H mm
Table Top: Plastic/Melamine chipboard
Stackable



ST 07

700W x 500D x 750H mm
Table Top: Plastic/Melamine chipboard
Stackable



ST 08

700W x 500D x 750H mm
Table Top: Plastic/Melamine chipboard
Foldable table top

LINK CHAIRS

LINK CHAIR



BE 1

1500W x 500D x 440H mm



BE 2

1500W x 500D x 440H mm



IC 1

1480W x 590D x 880H mm



IC 2

1500W x 610D x 920H mm



IC 3

1800W x 680D x 800H mm



IC 3S

1800W x 680D x 800H mm



IC 3U

1800W x 680D x 800H mm



IC 4

1540W x 550D x 770H mm

SOFA & COFFEE TABLE



SOFA & COFFEE TABLE



Experience Unrivalled Quality

Be enthralled, be at pace and be at ease as you feel the modern elegance of the selection of Asiastar office sofa solution. Never again will there be a more superior selection.

SOFA & COFFEE TABLE



SOFA & COFFEE TABLE

SOFA & COFFEE TABLE



ACL 9944-1

870W x 770D x 670H mm



ACL 9944-3

III | 1890W x 770D x 670H mm
II | 1380W x 770D x 670H mm



ACL 9944-5T

3FT | 915W x 610D x 450H mm
2FT | 610W x 610D x 450H mm



ACL 9977-1

700W x 800D x 930H mm



ACL 9977-2

1400W x 800D x 930H mm



ACL 9977-5T

3FT | 915W x 610D x 360H mm
2FT | 610W x 610D x 360H mm



ACL 9988-1

900W x 750D x 700H mm



ACL 9988-3

III | 1920W x 750D x 700H mm
II | 1420W x 750D x 700H mm



ACL 9988-5T

4FT | 1220W x 610D x 450H mm
2FT | 610W x 610D x 450H mm



ACL 9999-1

740W x 740D x 920H mm



ACL 9999-3

III | 1800W x 740D x 920H mm
II | 1270W x 740D x 920H mm



ACL 9988-5T

3FT | 915W x 610D x 450H mm
2FT | 610W x 610D x 450H mm

SOFA & COFFEE TABLE

SOFA & COFFEE TABLE



AS 046-1

770W x 760D x 770H mm



AS 046-3

|| 1830W x 760D x 770H mm
|| 1320W x 760D x 770H mm



AS M019

450W x 450D x 445H mm



AS 083-1

850W x 790D x 950H mm



AS 083-3

|| 1930W x 790D x 950H mm
|| 1390W x 790D x 950H mm



AS M020

580W x 580D x 470H mm



AS 090-1

830W x 810D x 760H mm



AS 090-3

|| 1840W x 810D x 760H mm
|| 1390W x 810D x 760H mm



AS M021

580W x 580D x 470H mm



AS 108-1

860W x 760D x 700H mm



AS 108-3

|| 1880W x 760D x 700H mm
|| 1220W x 760D x 700H mm



SOFA & COFFEE TABLE

SOFA & COFFEE TABLE



SOFA & COFFEE TABLE

BASIC SOFA



JAPAN | JP-1

600W x 820D x 720H mm



JAPAN | JP-3

|| 1740W x 820D x 720H mm
|| 1170W x 820D x 720H mm



WENGER | WG-1

770W x 640D x 830H mm



WENGER | WG-3

|| 1850W x 640D x 830H mm
|| 1330W x 640D x 830H mm

ONE SEATER SOFA



AS 047

730W x 660D x 840H mm



AS 048

720W x 660D x 890H mm



AS 075

770W x 770D x 770H mm



AS 155

610W x 1180D x 860H mm



AS 086

770W x 720D x 910H mm



AS 105

700W x 670D x 820H mm



AS 113

770W x 730D x 810H mm



AS 163

850W x 800D x 1030H mm

WIN SOFA



AS 15B

880W x 800D x 790H mm



AS 074

780W x 760D x 940H mm



AS 077

890W x 880D x 1020H mm



AS 053

860W x 920D x 1080H mm


SOFA & COFFEE TABLE

DYNAMIC ATMOSPHERE



BAR STOOL





STEEL CABINET

STEEL CABINET

2745W x 856D x 2186H mm

GLIDE A SIDE SYSTEM
WS-32GAS

- 3 Static + 2 Movable

Functional design with intercontinental quality standard, these mechanical mobile wonders are great space savers. Extremely flexible and can be customised to fulfill all your storage.



LATERAL, FILLING & ANTI TILT CABINET



STEEL CABINET

FULL & HALF HIGH CUPBOARD



* All size mention in mm

ROLLER SHUTTER & FILING CABINET



* All size mention in mm

COMPARTMENT STEEL LOCKER

- 1 Compartment Locker**
 A114A 381W x 381D x 1830H mm
 A114A-18 381W x 457D x 1830H mm
- 2 Compartment Locker**
 A114B 381W x 381D x 1830H mm
 A114B-18 381W x 457D x 1830H mm
- 4 Compartment Locker**
 A114C 381W x 381D x 1830H mm
 A114C-18 381W x 457D x 1830H mm
- 6 Compartment Locker**
 A114D 381W x 381D x 1830H mm
 A114D-18 381W x 457D x 1830H mm



PIGEON HOLE



WARDROBE CUPBOARD



WARDROBE CUPBOARD

- 12 Compartment Locker**
 A108A 1143W x 381D x 1830H mm
 A108B 1143W x 457D x 1830H mm
 A108C 915W x 381D x 1830H mm
 A108D 915W x 457D x 1830H mm

- 18 Compartment Locker**
 A115A 1143W x 381D x 1830H mm
 A115B 1143W x 457D x 1830H mm
 A115C 915W x 381D x 1830H mm
 A115D 915W x 457D x 1830H mm

- Pigeon Hole**
 APH15 915W x 460D x 1830H mm
 APH18 915W x 460D x 1830H mm

- Wardrobe Cupboard**
 915W x 524D x 1830H mm

STEEL CABINET

MOBILE COMPACTOR



- HAND PUSH MOBILE COMPACTOR**
- 4 Bay Mobile Compactor A117A 915W x 2387L x 2195H mm
 - 6 Bay Mobile Compactor A117B 915W x 3200L x 2195H mm
 - 8 Bay Mobile Compactor A117C 915W x 4015L x 2195H mm
 - 10 Bay Mobile Compactor A117D 915W x 4826L x 2195H mm

- MECHANICAL MOBILE COMPACTOR**
- 4 Bay 2 Bay Deep Mobile Compactor AS2-8MC 1830W x 2387L x 2215H mm
 - 4 Bay 3 Bay Deep Mobile Compactor AS3-12MC 2745W x 2387L x 2215H mm



LIBRARY SHELVING



Double Sided Without Side Panel
940W x 540D x 1980H mm



Double Sided With Side Panel
940W x 540D x 1980H mm



1 Double Sided Starter With Panel + 2 Double Sided Add On Bay
2820W x 540D x 1980H mm

PROFESSIONAL STORAGE SYSTEM & ACCESSORIES



Card Holder
7-AB5CR 511W x 619D x 1321H mm
9-A64CR 406W x 619D x 1321H mm



6 Drawer Horizontal Plan File
A105A 1169W x 965D x 711H mm
A105B 1499W x 965D x 711H mm



Vertical Plan File
A124A 915W x 508D x 1321H mm
A124B 1499W x 508D x 1321H mm



STEEL CABINET

STEEL DESK



A102

Single Pedestal Desk With Lino Top
1219W x 762D x 762H mm



A103

Double Pedestal Desk With Lino Top
1524W x 762D x 762H mm



AS EP101



AS EP201



AS CH501



AS CH601



AS CH701

BANQUET TABLE



ROUND
FOLDING TABLE

16mmTHK Melamine Top
25mm x 25mm Hollow Steel Base
32mm x 32mm Hollow Steel Base



QUARTER
FOLDING TABLE

16mmTHK Melamine Top
25mm x 25mm Hollow Steel Base
32mm x 32mm Hollow Steel Base



HALF ROUND
FOLDING TABLE

16mmTHK Melamine Top
25mm x 25mm Hollow Steel Base
32mm x 32mm Hollow Steel Base



RECTANGULAR
FOLDING TABLE

16mmTHK Melamine Top
25mm x 25mm Hollow Steel Base
32mm x 32mm Hollow Steel Base

SAFE



HOME SAFE 920

(Secured By Keylock & Keyless Combination Lock)
External Size : 480W x 445D x 380H mm
Internal Size : 380W x 289D x 280H mm
Net Weight : 125 kg



SAFE 1920

(Sterling Trapmaster Night Safe 1920)
External Size : 480W x 445D x 610H mm
Internal Size : 380W x 289D x 280H mm
Net Weight : 215 kg



SAFE 2240
(FRONT DRAWER)

(Trapmaster Night Safe Secured By Keylock And Keyless Combination Lock)
External Size : 455W x 450D x 780H mm
Internal Size : 270W x 250D x 350H mm
Net Weight : 385 kg



FIRE RESISTANT
CABINET 4 DRAWER

(Central Locking)
External Size : 530W x 775D x 1560H mm
Internal Size : 387W x 643D x 290H mm
Net Weight : 410 kg
Fire Resistant Period : 60 minutes



FIRE RESISTANT
CABINET 3 DRAWER

(Individual Locking)
External Size : 530W x 775D x 1200H mm
Internal Size : 387W x 643D x 290H mm
Net Weight : 300 kg
Fire Resistant Period : 60 minutes



FIRE RESISTANT
CABINET 2 DRAWER

(Central Locking)
External Size : 530W x 775D x 835H mm
Internal Size : 387W x 643D x 290H mm
Net Weight : 210 kg
Fire Resistant Period : 60 minutes



SAFE SS-65

TECHNICAL CHARACTERISTIC

SAFE SS-65	SIZE ONE (1)			SIZE TWO (2)			SIZE THREE (3)			SIZE FOUR (4)			
	W	D	H	W	D	H	W	D	H	W	D	H	
EXTERNAL	mm	545	580	675	655	660	850	685	750	1100	705	750	1400
	mm	21.2	22.7	26.5	25.5	25.5	33.4	26.6	29.4	43.3	27.5	29.4	55.1
INTERNAL	mm	370	350	505	480	420	680	510	520	930	530	520	1230
	mm	14.5	13.6	19.7	18.7	16.4	26.6	20.1	20.4	36.5	20.7	20.4	48.4

NOTICE BOARD & STEEL RACK



NOTICE BOARD

- Idea for sales presentation, exhibition and display.
- Fast set up and know down, no tools required.
- Single sided or double sided velvet board with aluminium frame, accept velcro fastener and push pin or easy display.
- Board can be display vertically or horizontally.
- Economy Panel Stand.



ECONOMY DISPLAY PANEL

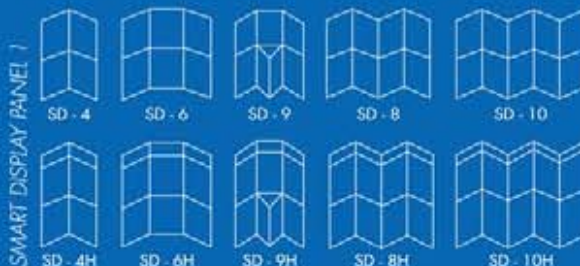
Size (W x H)	Display Panel		Display Stand	
	Single Sided	Double Sided	Height : 6-1/2'	
1200 x 900 mm (4' x 3')	EPS - 34	EPD - 34	EPL - 18 (Round)	EPL - 19 (Straight)
1500 x 900 mm (5' x 3')	EPS - 35	EPD - 35		
1800 x 900 mm (6' x 3')	EPS - 36	EPD - 36		
1200 x 1200 mm (4' x 4')	EPS - 44	EPD - 44		
1500 x 1200 mm (5' x 4')	EPS - 45	EPD - 45		
1800 x 1200 mm (6' x 4')	EPS - 46	EPD - 46		
2100 x 1200 mm (7' x 4')	EPS - 47	EPD - 47		

SMART DISPLAY PANEL



- User friendly & easy assembly features without using screws.
- Rigid and sturdy aluminium frame for more stability.
- Double sided display using velcro fastener.
- Every set of combination comes with a carrying bag.
- Optional accessories such as spotlights and stand available upon request.

Size (W x H)	Code
1200 x 1800 mm	SD - 4
1800 x 1800 mm	SD - 6
2400 x 1800 mm	SD - 8
3000 x 1800 mm	SD - 10
1200 x 2000 mm	SD - 4H
1800 x 2000 mm	SD - 6H
2400 x 2000 mm	SD - 8H
3000 x 2000 mm	SD - 10H



DISPLAY PANEL

MOBILE DISPLAY PANEL



Size (W x H)	Assembly Size (W x L x H)	Code
900 x 1500 mm (3' x 5')	950 x 430 x 1640 mm	MDP - 53
900 x 1800 mm (3' x 6')	950 x 430 x 1940 mm	MDP - 63
1200 x 1500 mm (4' x 5')	1250 x 430 x 1640 mm	MDP - 54
1200 x 1800 mm (4' x 6')	1250 x 430 x 1940 mm	MDP - 64

SPOT LIGHT



STEEL RACK

NEWSPAPER & MAGAZINE RACK



PLAN HANGER STAND & ACCESSORIES



NOTICE BOARD


NOTICE BOARD



Standard Board Size [W x H]	
300 x 300 mm [1' x 1']	
450 x 300 mm [1½' x 1']	
600 x 300 mm [2' x 1']	
600 x 450 mm [2' x 1½']	
600 x 600 mm [2' x 2']	
900 x 600 mm [3' x 2']	
1200 x 600 mm [4' x 2']	
900 x 900 mm [3' x 3']	
1200 x 900 mm [4' x 3']	
1500 x 900 mm [5' x 3']	
1800 x 900 mm [6' x 3']	
1200 x 1200 mm [4' x 4']	
1500 x 1200 mm [5' x 4']	
1800 x 1200 mm [6' x 4']	
2400 x 1200 mm [8' x 4']	
3000 x 1200 mm [10' x 4']	



MAGNETIC WHITEBOARD



ROSE BOARD



WING BOARD



SLIDING BOARD

Centre Board Size		Wings Board Size		Opened Sizes		Folded Sizes	
Length	Height	Length	Height	Length	Height	Length	Height
1200 mm	1200 mm	600 mm	1200 mm	2400 mm	1200 mm	1200 mm	1200 mm
1500 mm	1200 mm	750 mm	1200 mm	3000 mm	1200 mm	1500 mm	1200 mm
1800 mm	1200 mm	900 mm	1200 mm	3600 mm	1200 mm	1800 mm	1200 mm
2400 mm	1200 mm	1200 mm	1200 mm	4800 mm	1200 mm	2400 mm	1200 mm

Overall Sizes		Sliding Board Sizes	
Length	Height	Length	Height
2400 mm	1200 mm	900 mm	1200 mm
3000 mm	1200 mm	900 mm	1200 mm
3600 mm	1200 mm	900 mm	1200 mm
4800 mm	1200 mm	900 mm	1200 mm

NOTICE BOARD

MOBILE STAND



MOBILE DOUBLE SIDED WHITEBOARD

MOBILE SWING BOARD

MOBILE SINGLE SIDED WHITEBOARD

Mobile Stand Assemble Size	Width	Length	Height
900 x 600 mm (3' x 2')	500 mm	900 mm	1800 mm
1200 x 600 mm (4' x 2')	500 mm	1200 mm	1800 mm
900 x 900 mm (3' x 3')	500 mm	900 mm	1800 mm
1200 x 900 mm (4' x 3')	500 mm	1200 mm	1800 mm
1500 x 900 mm (5' x 3')	500 mm	1500 mm	1800 mm
1800 x 900 mm (6' x 3')	500 mm	1800 mm	1800 mm
1200 x 1200 mm (4' x 4')	500 mm	1200 mm	1800 mm
1500 x 1200 mm (5' x 4')	500 mm	1500 mm	1800 mm
1800 x 1200 mm (6' x 4')	500 mm	1800 mm	1800 mm
2400 x 1200 mm (8' x 4')	500 mm	2400 mm	1800 mm
3000 x 1200 mm (10' x 4')	500 mm	3000 mm	1800 mm

GLASS NOTICE BOARD



NOTICE BOARD (ALUMINIUM FRAME)

Board Size	(W x H)
900 x 600 mm	(3' x 2')
1200 x 900 mm	(4' x 3')
1500 x 900 mm	(5' x 3')
1800 x 900 mm	(6' x 3')
1200 x 1200 mm	(4' x 4')
1500 x 1200 mm	(5' x 4')
1800 x 1200 mm	(6' x 4')



DUAL BOARD

Assembled Size	
Length	Height
600 mm	450 mm
900 mm	600 mm
1200 mm	900 mm
1200 mm	1200 mm
1800 mm	1200 mm
2400 mm	1200 mm

PROJECTOR SCREEN



PRO WHITE SCREEN

Board Size		Assembled Size		
Length	Height	Length	Depth	Height
1940 mm	1200 mm	1940 mm	620 mm	2360 mm
2400 mm	1200 mm	2400 mm	620 mm	2360 mm



PROJECTOR TROLLEY

400W x 510D x 700-800H mm



TRIPOD PROJECTOR SCREEN

Screen Size
 1520W x 1520H mm | 1830W x 1830H mm |
 2130W x 2130H mm | 2440W x 2440H mm

NOTICE BOARD

DRAFTING TABLE



DRAFTING TABLE

1070W x 610D x 1350-1650H mm

KEY PANEL



KEY PANEL

96 KEYS | 900W x 750 x 600H mm
 126 KEYS | 900W x 750 x 600H mm
 220 KEYS | 1200W x 750 x 900H mm
 290 KEYS | 1200W x 750 x 900H mm

JUNIOR BOARD



A-SHAPE SINGLE SIDED WHITEBOARD

Mobile Stand Assemble Size	Width	Height
530W x 638L x 1150H mm	600 mm	600 mm
530W x 938L x 1150H mm	1200 mm	600 mm
650W x 1238L x 1315H mm	1200 mm	900 mm

Mobile Stand Assemble Size	Width	Height
410W x 1238L x 1270H mm	1200 mm	900 mm
410W x 1846L x 1270H mm	1800 mm	600 mm



T-SHAPE STAND WITH CASTOR


PLASTIC FRAME DUAL BOARD



PLASTIC FRAME FOAM BOARD



PLASTIC FRAME WHITEBOARD



Standard Board Size (W x H)
300 x 300 mm [1' x 1']
450 x 300 mm [1½' x 1']
600 x 300 mm [2' x 1']
600 x 450 mm [2' x 1½']
600 x 600 mm [2' x 2']
900 x 600 mm [3' x 2']
1200 x 900 mm [4' x 3']
1500 x 900 mm [5' x 3']

FLIP CHART BOARD



CONFERENCE FLIP CHART BOARD

Writing Area | 900L x 1200H mm
 Assembled Size | 960L x 610-980D x 1480-2000H mm
 Writing Area | 600L x 900H mm
 Assembled Size | 660L x 610-980D x 1110-1980H mm



ECONOMY FLIP CHART BOARD

Writing Area | 600L x 900H mm
 Assembled Size | 640L x 520-880D x 1050-1860H mm
 Writing Area | 900L x 1200H mm
 Assembled Size | 940L x 520-740D x 1410-2100H mm

MENU BOARD



WOODEN FRAME MENU BOARD - GREEN BOARD

610W x 750D x 1320H mm



WOODEN FRAME MENU BOARD - WHITEBOARD

610W x 750D x 1320H mm



OUR TEAM

Asiastar is an office furniture supplier that prides itself on its customer service. Our customers are not just from Kuala Lumpur but across Malaysia. When wanting to buy an office chair that will stand the test of time no matter how many people use it, choose Asiastar.

We are able to provide not a minimal number of designs but a considerable range which has already proven to be very popular with our customers. Along with items that are designed for one person, our range of chairs also extends to sofas and settees.

Communal areas in office buildings will look incredibly stylish and inviting courtesy of Asiastar's products. In fact, when you've bought an office sofa from Asiastar, not only will your clients be impressed but your workforce. An office chair which has both a practical purpose and looks great is also true of our tables. An office table should be strong and sturdy with it being able to support bulky items.

We're proud of our designs and rightly so. We guarantee that you'll be very happy with your order, especially as our prices can't be bettered anywhere else in the world. So, why not contact Asiastar today to find out more information.



Asiastar Furniture Trading Sdn Bhd

Website : www.asiastarfurniture.com | www.asiastarfurniture.com.my

Tel : +603 6262 7601 | Fax : +603 6273 2603 | Email : inquiry@asiastarfurniture.com

Authorised Dealer :

