




MISCELLANEOUS
SONSTIGES
DIVERS
DIVERSOS



LF

Hand file

Flachfeile - Lime plate - Lima de mano



Part No.	a mm	l1 mm	l2 mm	g
LF2501*	20	250	360	275
LF2503**	20	250	360	275

LS

DIN 6473

Hack saw frame

Bügelsäge - Monture de scie à métaux - Marco para sierra de corte



Part No.	a mm	l1 mm	l2 mm	g
LS0300	115	300	540	860

*blade included

LH

Half round file

Halbrundfeile - Lime demi-ronde
Lima de media circunferencia



Part No.	a mm	l1 mm	l2 mm	g
LH2501*	24	250	360	305
LH2503**	24	250	360	305

LS

Blade, hack saw

Sägeblatt - Lame de scie à métaux
Hoja de sierra de corte



Part No.	b mm	l mm	teeth inch	g
LS0310	14	310	24	20

LR

Round file

Rundfeile - Lime ronde
Lima redonda




Part No.	a mm	l1 mm	l2 mm	g
LR2501*	10	250	360	218
LR2503**	10	250	360	218

LS

Hand saw (6 teeth/inch)

Handsäge (6 Zähne/Zoll) - Scie égoïne (6 dents/pouce)
Serrucho de mano (6 dientes/pulgada)



Part No.	l1 mm	l2 mm	g
LS0500	500	630	770

*Bastard ; Hieb 1 ; Batârde ; Aspero

**Smooth ; Hieb 3 ; Douce ; Suave

PB

Bucket

Eimer - Seau - Balde

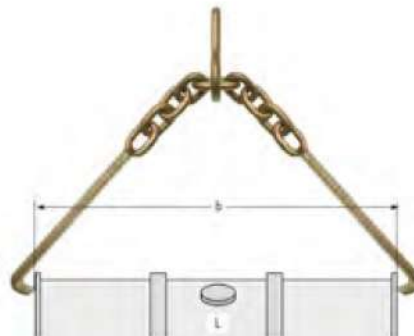


Part No.	d x h mm	V l	g
PB1000	275x290	15	1450

PF

Barrel hook, chain, adjustable

Fassheber, verstellbar über kette - Crochet à fût, réglable
Ganchos para barril, ajustable



Part No.	b Max kg	L Max mm	g
PF0710	1060	700	4545

PE

DIN 14851

Fireman's hook

Einreibhaken - Crochet de pompier - Gancho de bombero



Part No.	a mm	l mm	g
PE0380	176	380	1800

PK

Carbide drum opener

Kärbidrommelöffner - Ouvre tonneau à carbure
Abridor de toneles de carburo

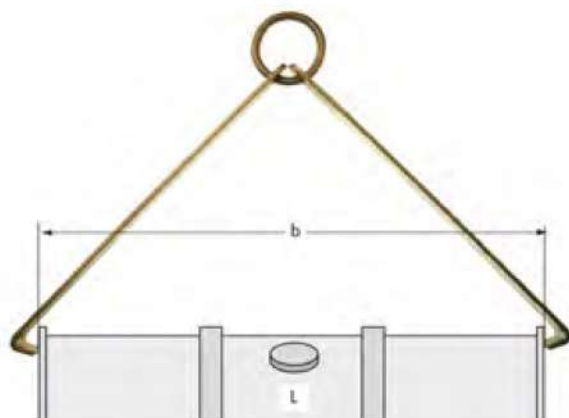


Part No.	a x b mm	l mm	g
PK0305	60x75	305	750

PF

Barrel hook, fixed

Fassheber - Crochet à fût, fixe
Ganchos para barril, fijado




Part No.	b Max kg	L Max mm	g
PF0715	1060	700	2430

PP

Parallel vice

Parallel-schraubstock - Étau
Prensa paralela

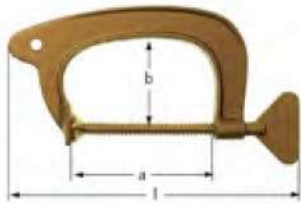


Part No.	a mm	b Max mm	g
PP0135	130	170	17000

PP

Grounding clamp

Polschraubzwinge - Serre-joint - Prensa para toma




Part No.	a mm	b mm	l mm	g
PP0105	105	75	230	800

PS

DIN 6413

Clamp, bar

Schraubzwinge mit Knebel - Serre-joint, à manche - Prensa, con mango




Part No.	a mm	b mm	l mm	g	PN Bar	d x l mm
PS0100	100	70	265	5000	PS1015A	10x150
PS0125	125	80	300	6250	PS1015A	10x150
PS0150	150	100	335	7500	PS1220A	13x200
PS0200	200	120	395	10000	PS1220A	13x200
PS0250	250	150	475	13750	PS1525A	16x250
PS0300	300	175	525	17500	PS1525A	16x250
PS0400	400	200	645	25000	PS1930A	20x300

PS

Clamp

Schraubzwinge - Presse serre-joint - Prensa



Part No.	a mm	b mm	l mm	g
PS0019	19	19	79	175
PS0115	115	75	290	4445
PS0165	165	90	370	9244

PV

Crate opener

Verschlagöffner - Ouvre-caisses
Abre cajas



Part No.	a mm	l mm	g
PV0230	70	230	420

PS

Bar, clamp

Knebel - Manche, pour serre-joint - Barra, para prensa



Part No.	d mm	l mm	g
PS1015	10	150	95
PS1220	13	200	180
PS1525	16	250	400
PS1930	20	300	650

