



ASIAHAI


ASIA · 亞洲 · اسيا



THE
PREMIUM ACCESS SOLUTIONS



GERMANY





TS 68 / TS 77




TS 73V




TS 83



TS 90




TS 93



TS 93



ITS 96



ITS 96

Doors are used for widely different and complex applications, and the door technology that moves those doors has to be both flexible and versatile. Just like DORMA technology. Whatever the door application you are planning, DORMA almost certainly has the door control to operate it.

Among manufacturers of door hardware, DORMA is the market leader in innovation. Its door closers, door furniture, locks and fire protection systems set international standards.


Overhead Door Closers

The advantages of overhead door closers have been well-documented, and include safety, security, and ease of use. But unique projects usually require a special type of door closer, which must not only be functionally effective, but aesthetically pleasing as well. DORMA manufactures an extensive range of door closers to suit every application and budget, and is today acknowledged as the world's leader in door-control technology.


Concealed Door Closer

The concealed cam-action door closer is the first system of its kind in the world; one which can be installed invisibly in single and double-leaf doors with the utmost elegance. Its compact dimensions allow it to be used on doors from 40mm thickness, and widths of up to 1,400mm. Its unique and proprietary cam-action technology makes any door that it is fitted to easy to open and completely user-friendly. The cam-action mechanism also enables slide-channel arms, which are neat, unobtrusive and less likely to be vandalized, to perform well; something which conventional rack & pinion mechanisms are unable to.

DOOR HARDWARE



BTS 60 / BTS 75V



BTS 80

Floor Springs

The best argument for floor springs is their versatility. Being completely concealed in the floor except for the coverplate, they do not interfere with the project's aesthetics. DORMA's range of floor-springs sets industry standards in performance, durability, and value, and are suitable for use on every type of door and door configuration.



Floor Pivot



Heavy-duty Hinges

Heavy-duty Hinges

DORMA hinges are renowned for their utmost reliability and extended service life. Maintenance-free ball bearings guarantee absolutely smooth motion, and 3-dimensional adjustment of the hinges makes precise alignment of the door possible. The concealed bearings are the secret of the hinges' elegant design.




Pure Lever Handle



Pure Lever Handle

Lever Handles

Lever handles with DORMA Premium/Plus/Pure Technology are guaranteed to provide the user with years of problem-free operation, even in high-traffic areas. DORMA lever handles come with an extensive range of roses and backplates, which can be mixed and matched, and are suitable for use on almost all types of doors.



200 & 300 series Mortice Lock
2



Key-in Lever

Locks

DORMA locks are renowned for their functional reliability and conform to the technical requirements of DIN 18251 and EN 12209. DORMA locks also offer unbeatable ease of use and security features. Its maintenance-free, pre-lubricated and silent-pattern latch-bolt and its impact-damping action set industry standards.

GLASS FITTING & ACCESSORIES



GD Package



HSW-G

Transparent and elegant, glass looks stunning in the right setting. DORMA-Glas offers a comprehensive portfolio of products designed and manufactured to provide the specifier with the complete solution to all their requirements when using toughened glass.



AGILE Sliding System



FSW-C

Glass Sliding Shopfronts and Sliding Partition Assemblies

The glass elements perform the functions of walls and doors with transparent ease. DORMA-Glas sets new standards for functional versatility, visual attractiveness, sealing efficiency, and heat and sound insulation.



Universal Patch & Fittings




Universal Patch & Fittings

Fittings for Toughened Glass

Internal Doors

The DORMA-Glas range of locks and hinges enables the creation of technically sound and visually-effective designs for all toughened glass internal doors. The design of all DORMA fittings ensures that glass cutting and drilling can be performed quickly and easily, and the carefully thought-out design features ensure optimal clamping action.



Shower Hinges



Shower Systems

DORMA-Gral Glass Shower Systems

The Gral shower systems are designed for use with 6mm and 8mm toughened glass. The discreet fittings are available in a variety of popular styles and finishes that create clear, frameless shower enclosures. Gral's comprehensive range includes folding, sliding and swinging doors, with fittings which can lift the door to ensure floor clearance, or others which can close the door automatically.

AUTOMATIC DOORS & OPERATORS




ES200



ES200 Easy

In many buildings around the world, DORMA's automatic door systems and operators ensure easy access and exit as well as the right protection for interior spaces. Individuality comes as a standard on DORMA automatic doors. The custom design and manufacture of our automatic door systems mean that they will fit your project perfectly. An installation and commissioning service is also available.




ED 100



ED 250

Automatic Sliding/Folding Doors

DORMA's sliding/folding doors can be adapted to a wide range of floor layouts and architectural concepts. They are designed to your specifications, custom-manufactured, and installed ready-for-operation. With sophisticated technology, DORMA sliding door systems also satisfy the stringent requirements governing approval for use in emergency exit & escape routes.



EL 301



AL 401

Automatic Operators

DORMA's automatic sliding-door operators can be easily tailored to suit your needs. It allows you to combine different bearing constructions, mechanical parts, motors, electrical & electronic components to produce a sliding door operator that is just right for you.



ES 200T



CS 80 Magneo

With DORMA's automatic swing-door operators, swing doors can be ideally automated for maximum user-friendliness in accordance with the requirements of the specific application. Our range comprises a powerful, fully-automated drive unit which is also approved for fire and smoke-check doors.

MOVABLE WALLS



MOVEO



MOVEO



MOVEO GLASS



MOVEO GLASS



Variflex Standard 85



Variflex Solid 100



Variflex Solid 100



Variflex Solid 100

DORMA offers a comprehensive range of Movable Wall Systems to suit every need for high acoustic insulation and transparency. Its Movable Wall Systems offer a high degree of quality, functionality and diversity for the partitioning and interior design sector. With their aesthetic appeal and reliable operating technology, they create a variety of useful areas and enhance the available space by maximizing both its attractiveness and its efficiency.

MOVEO / MOVEO Glass

Changing a room — winning space and creating more room — is made possible with the lightweight MOVEO Movable Wall System, which also offers high acoustic insulation up to 55 dB to suit most applications. MOVEO Glass, on the other hand, offers maximum transparency and high acoustic insulation up to 50dB to give architects the freedom to create an individual design by combining it with MOVEO.

Variflex System

The Variflex range of Movable Walls comprises of 3 product lines — Tops, Solid and Standard — which have excellent sound-insulating properties and offer virtually unrestricted architectural scope, even in areas with the most unusual dimensions, to suit individual requirements. The system can accommodate straight, angled, polygonal, and even special partitioning layouts in the shape of an ellipse. Variflex can be operated either manually or semi-automatically. The products' sound reduction values of UP to 60 dB guarantee that noise does not disturb the occupants of adjacent rooms.

DORMA IS THE TRUSTED GLOBAL PARTNER FOR PREMIUM ACCESS SOLUTIONS & SERVICES ENABLING BETTER BUILDINGS.

With more than 100 years of tradition behind it, **DORMA**, as a family-owned company, has developed in revenue terms into the world market leader in door controls, movable walls and glass fittings and accessories. In the

automatic segment too, the company is a member of the world elite.

DORMA is also a successful player in the security, time management and access control segment and

the number one in Germany for emergency exit control and escape route security systems. **DORMA** maintains major production plants in Europe, Singapore, Malaysia, China, and North and South America.

With an international workforce of around 6,700 employees, the **DORMA** Group headquartered in Ennepetal, Germany, operates on an international scale with companies in more than 50 countries around the globe.

Corporate Strategy

Our Mission

DORMA is the trusted global partner for premium access solutions & services enabling better buildings.

Trusted global partner

Customers and vendors around the world respect **DORMA** as a reliable, globally active business partner. Partnership means long-term relationship and special service.

Premium

A superior offering (product, solutions, services, processes) in

each price segment that we serve.

Access Solutions & Services

DORMA ultimately supports the various stakeholders of every building from design to construction to ongoing service and support. Our solutions and services enable a building from smart product designs (aesthetics and technology) through to the safety, comfort and convenience of those using the building every day.

Better buildings

Begins by first understanding a

customer need as it relates to managing the means from entering or exiting a room to an entire building. The solution provided is the best combination of products, services, supply chain processes, and overall customer support that best addresses the customer's need.

Our Vision

DORMA is a high-performance global company creating value through our full range of premium access solutions & services.

We best serve our customers through "FIRST":

Full presence in strategic markets.



Inspiring designs and innovative technologies that convey safety, convenience and comfort.

Relationships through our network of business partners, unsurpassed in mutual trust and respect.

Superior processes driving simplicity, efficiency and effectiveness.

Team of global-minded, talented and empowered employees.

1 STOP SOLUTION



ASIAHAI
ASIA · 亞洲 · آسیا
www.asiahai.com.my

THE
DOOR
DEPOT

DOOR . LOCKSET ACCESSORIES . WOOD . ARCHITECTURAL HARDWARE . BUILDING
<<< PRODUCTS & MATERIAL | SUPPLY & SERVICES >>>

11, Jalan Wira 5, Tmn Tan Sri Yaacob Industrial Park,
81300 Skudai, Johor Bahru, Johor, West Malaysia.

Tel: +6 07-511 6268 Fax: +6 07-511 1268

Email: enquiry@asiahai.com.my



Scan Me