

Brady Workstation

BradyID.com/s35



Brady Workstation

Simple. Efficient. Flexible.

Brady Workstation has revolutionized how you design and print labels. Simply pick the apps you need to get the job done, and enjoy the benefits of simple, efficient and flexible label creation.

Simple.

Brady Workstation offers an intuitive user interface and workflow so that you're ready to get started, without needing in-depth training. Download Brady Workstation at workstation.bradyyid.com, find the apps you want, and you're ready to create labels and print them on your Brady printer.

Efficient.

Each app is designed with you in mind, featuring built-in regulations, standards, pictograms, common phrases, data importation guidance, help functions and more. That means you can create signs, pipe markers, lockout procedures, labels and more – with time to spare for the other tasks on your list.

Flexible.

With over 20 app options, and more continually being developed, you have the tools you need to create labels for nearly any application. Fill out your workstation to align with your exact needs by downloading the apps you need and leaving out the ones you don't.



Download Your Free 30 Day Trial!



1. Download Brady Workstation at workstation.bradyyid.com



2. Fill your workstation with individual apps or an entire suite.



3. Save time by quickly designing labels and printing them on your Brady printer!
No print drivers needed!

Easily Connect To Your Printer

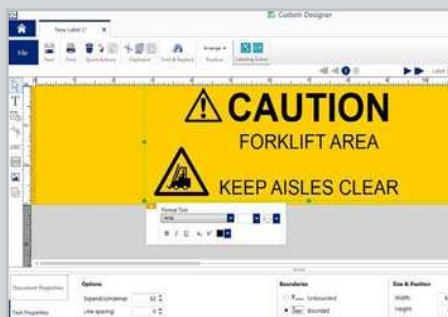
Brady Workstation works seamlessly with the full range of Brady desktop and portable printers. Easily connect a Brady printer to a computer with Brady Workstation to access and print labels and signs, all without the need to install any print drivers. Brady Workstation also uses the bidirectional communication found in high-end label printers from Brady to get real-time information about the installed label material and settings.

Build your own signs and labels with ease.

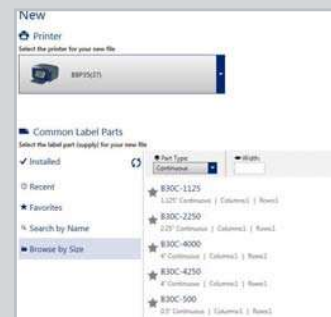
Download your desired apps.



Create custom labels.



Send the label to your printer.





Sign and Label Creation Suites

While every Brady Workstation app can be downloaded and purchased separately, Brady Workstation also includes several label design suites. These suites combine apps into a package providing complete solutions for specific identification needs - eliminating the guesswork of which apps are needed to accomplish the task at hand.



Safety and Facility Identification Suite

Keep your facility safe and compliant with the Safety & Facility Identification Suite. This group of apps makes it easy to create custom signs, labels and pipemarkers. If you are looking to add visual safety guidance to your facility, this is the suite for you!

Apps included:

Arc Flash
Arrow Tape
Batch Print
Custom Designer

Excel Import
Express Signs
Manage Files
Pipemarkers

Print Partner
Sequence
Template Editor
Label Settings



Basic Design Suite

Get everything you need to create your own custom labels with the Brady Workstation Basic Design Suite. With basic design, formatting, graphics and simple barcode libraries, you can design labels like a pro in no time.

Apps included:

Batch Print
Custom Designer Lite
Excel Import
Manage Files

Sequence
Template Editor
Label Settings



Wire Identification Suite

The Wire Identification Suite includes the right mix of Brady Workstation apps for creating wire and cable labels. It allows you to easily create single line labels, labels with wrapping text, and the serialization and importing of data without having to worry about alignment. If you are labeling or wrapping wires and cables, this is the suite for you!

Apps included:

Advanced Import
Advanced Sequence
Batch Print
Excel Import

Flip Flop
Manage Files
Print Partner
Sequence

Template Editor
Text Labels
Label Settings

 **Download Your Free 30 Day Trial at
Workstation.BradyID.com**

Prefer to purchase in CD format? Both CD and E-Media versions are available on BradyID.com

Brady Workstation







BradyID.com/s35








Individual Workstation Apps

Easily design safety signs, pipemarkers, lockout tagout procedures, GHS labels, arc flash labels, and more with these apps that can also be downloaded and purchased separately from the suites.

Software







	Arc Flash Quickly and easily create NFPA compliant arc flash labels with the Arc Flash app. Enter or import the assessment data for your equipment, then use the built-in templates to create and print your labels within a few simple clicks. This includes the latest 2015 updates to the NFPA 70E standard.
	Express Signs Create your signs in no time! With the Express Signs app, simply pick a template, enter your information and print it in minutes. Want to try a different look? With just a single click, you can pick another layout - and don't worry, the sign information you entered will stay the same.
	GHS Labels Creating GHS Labels is now surprisingly simple. We've streamlined the process so you can easily enter the data from your SDS sheets once, then create and print any size GHS label at any time. Need Bilingual labels? Those are also supported in the app.
	Lockout Writer Save time and keep employees safe with the Lockout Writer app. This intuitive tool allows you to create, store and print simple lockout procedures, associated tags and energy source labels quickly and easily.
	Arrow Tape Beyond creating a compliant pipe marker, you need to know what direction the pipe contents are flowing. The Arrow Tape app uses predefined templates and layouts to help you create a strip of repeating arrows or icons to wrap around your pipe, showing content direction.
	Pipemarker Complying with the ANSI/ASME 13.1 2007 pipe marking standard just got easier. The Pipemarker app allows you to create the customized pipe markers you need using predefined pipemarker templates. When finished, you can save them to use again in the future. Still following the 1996 version of the standard? The app supports that too.






	Custom Designer When you need full label creation capabilities to streamline your work and maximize your investment, Custom Designer is the app of choice. This premier label editing app includes all of the features of Custom Designer Lite, plus more barcodes, linked objects, label error checking, subscript/superscript, advanced editing tools and more. It also opens saved "graphics mode" files from LabelMark 5 and 6 without the need to convert.
	Custom Designer Lite When all you need is a simple label editor to add text, barcodes, graphics and shapes to your labels, Custom Designer Lite is the ideal tool. This "no frills" label editing app also lets you customize labels created in any other Brady Workstation app.
	Text Labels When you need just a few lines of text for a wire or cable marker, the Text Labels app provides a simple, streamlined experience. It enables you to easily enter text and shows you how many lines of text will fit onto your label. If you have saved "line mode" files from LabelMark 5 and 6, this app fully supports opening them, with no conversion required.
	Data Automation Save time and reduce errors with Data Automation. By automatically importing data onto a pre-defined label template and printing to a designated printer, this app allows label printing to seamlessly become a part of your daily processes. It runs in the background so you won't have to interrupt your work just to print a label.
	Print Ruler Print a simple ruler that you can apply when and where you need it. "Brady Labs" are experimental apps or features not ready for full release. Test them out for us, then let us know what you think!



**Additional apps can be found at
Workstation.BradyID.com**

Prefer to purchase in CD format? Both CD and E-Media versions are available on BradyID.com

	<p>Advanced Import</p> <p>When you need data import capabilities beyond Excel, use the Advanced Import add-on module. It creates a separate label for each item in the source data imported from .CSV, .TXT, Excel, MS Access, OLE DB and SQL. In addition, you can filter and sort, edit your SQL query or select individual records to import. This module works with Custom Designer, Custom Designer Lite, Text Labels and Print Partner apps.</p>
	<p>Advanced Sequence</p> <p>Define a sequence with multiple counters and create a separate label for each value in the sequence with the Advanced Sequence add-on module. You can set each counter to increment independently or after a different counter has finished. It works with Custom Designer, Custom Designer Lite, Text Labels and Print Partner apps.</p>
	<p>Excel Import</p> <p>The Excel Import add-on module lets you import Excel data onto your labels, creating a separate label for each row in your spreadsheet. It supports both .xls and .xlsx formats, and works with Custom Designer, Custom Designer Lite, Text Labels and Print Partner apps.</p>
	<p>Sequence</p> <p>With the Sequence add-on module, you can create a separate label for each value in a numeric or alphanumeric sequence. The sequence is defined by setting the starting number, total number of labels and increment interval. It works with Custom Designer, Custom Designer Lite, Text Labels and Print Partner apps.</p>
	<p>Template Editor</p> <p>For more consistent, accurate labels, the Template Editor add-on module available in Custom Designer, Custom Designer Lite, and Text Labels editor apps allows you to set elements on your labels to be editable or locked. Once completed, your finished templates can be used in Print Partner or Data Automation apps to easily enter data onto your labels.</p>
	<p>Flip Flop</p> <p>Automatically swap text items horizontally or vertically on your labels with the Flip Flop add-on module. This is especially useful for DataComm applications when you just need to reorder your data. It works with Custom Designer, Custom Designer Lite and Text Labels apps.</p>

	<p>Batch Print</p> <p>The Batch Print app is your one-stop shop for grouping files to print together. By batching similar files together to print as one job, you can save ribbon and tape materials. And if you know you'll need to print the same files again, then you can save your jobs for faster reprints later.</p>
	<p>Label Settings</p> <p>Save time and reduce errors by setting default horizontal and vertical printing adjustments when using specific label supplies with a specific printer. The Label Settings app also allows you to define custom label supplies for use with Brady Workstation, similar to the "Custom Parts" feature in LabelMark.</p>
	<p>Manage Files</p> <p>Need to see and organize your label files from all of your apps in one place? The Manage Files app lets you manage all of your saved files from one screen, with options to preview, categorize and delete your files without going into each app separately.</p>
	<p>Print Partner</p> <p>Save time, reduce errors and establish label consistency with the Print Partner app. Non-editable fields keep label layouts and information safe, while users can easily enter data into variable fields and then print. This app works with both Brady Workstation and LabelMark templates.</p>
	<p>LabelMark 4 Converter</p> <p>Do you have LabelMark 4 files? The LabelMark 4 Converter does just what it says - converts your files for use in Brady Workstation. You can convert a single file or all files in a single folder at once. (You do NOT need this utility for files from LabelMark 5 or 6, as these files can be directly opened within Custom Designer, Custom Designer Pro or Text Labels without needing to convert).</p>

