



Wide-Dispersion F-Series Ceiling Speakers



Delivering a new level of audio performance
in ceiling-mounted speakers

Wide Dispersion Speaker

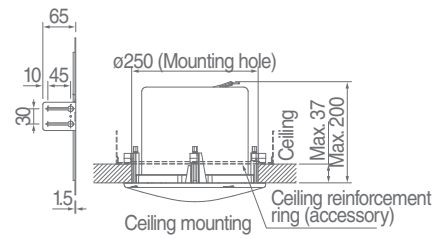
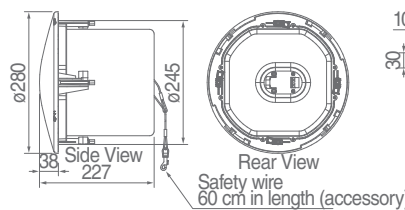
F Series Ceiling Type



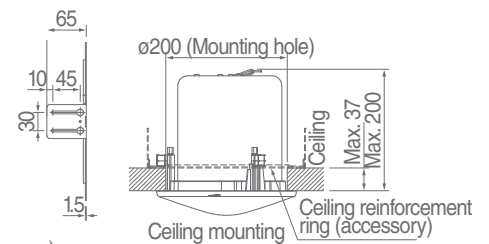
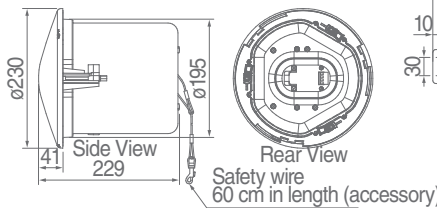
Expanded listening coverage area through extra-wide dispersion characteristics

Most noticeable has always been the high-frequency roll-off that resulted from limited speaker dispersion characteristics. The F-Series provides well-balanced audio reproduction without treble attenuation over an expanded listening area thanks to the extra-wide dispersion characteristics that are part of the overall speaker design. Perceived speaker directionality and beaming tendencies are minimized, resulting in a natural, well-balanced sound over a wide area at all levels. Conventional speakers exhibit high frequency roll-off characteristics as the distance between speaker and listener increases. An ideal ceiling mounted speaker's response characteristics should include wide dispersion and non-frequency dependent directionality and this ceiling speaker series proves that.

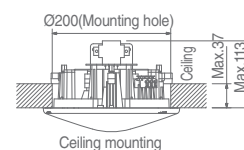
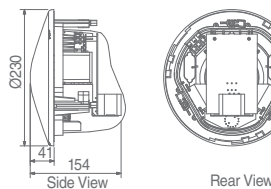
6.5" coaxial **60w**
F-2852C

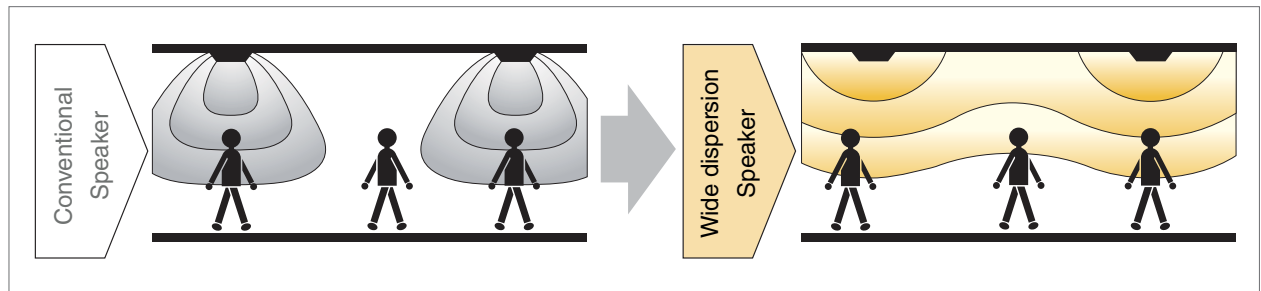


5" coaxial **30w**
F-2352C

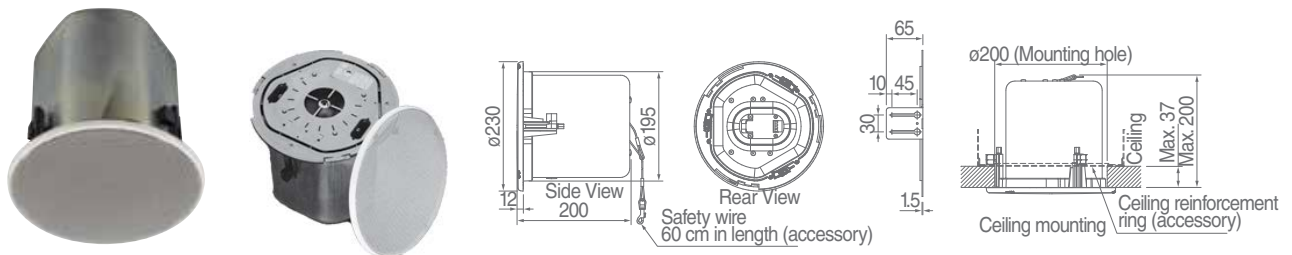


5" coaxial **6w**
F-2352SC

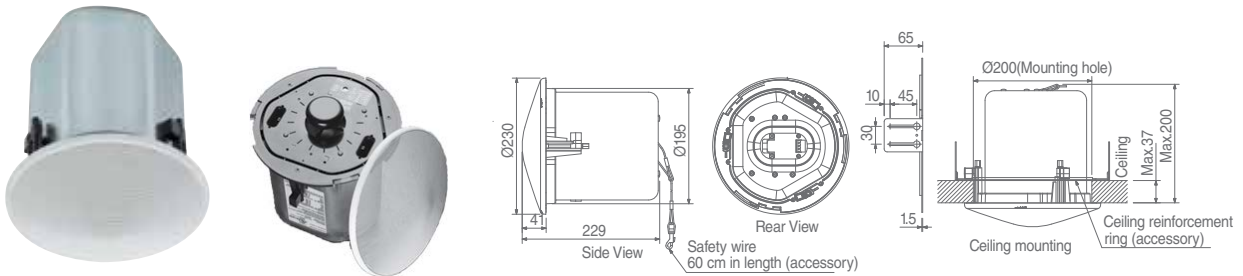




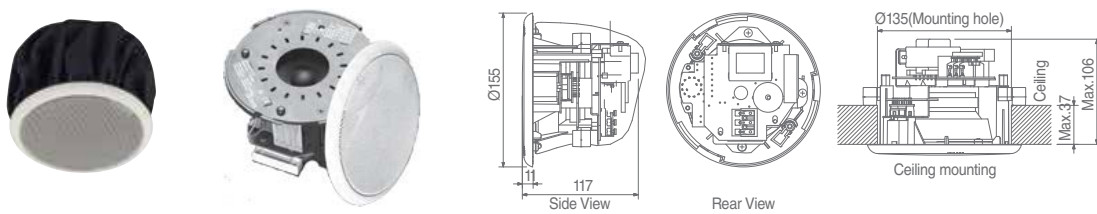
5" full-range **30w**
F-2322C



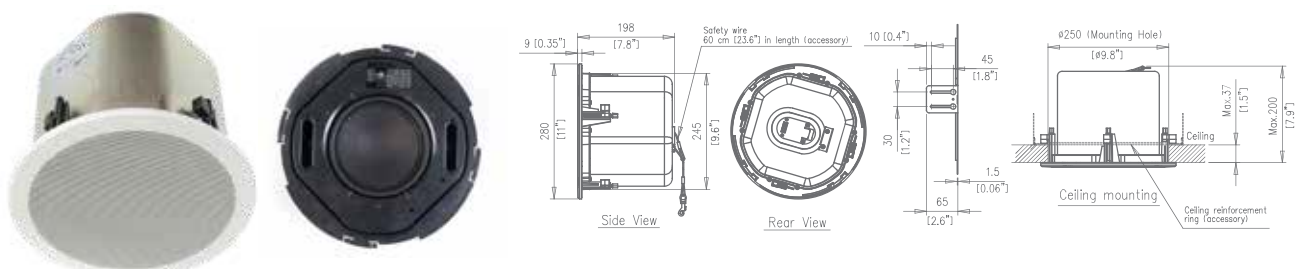
5" full-range **30w**
F-122C



4" full-range **6w**
F-1522SC



6" ceiling subwoofer **60w**
FB-2862C



Co-axial type



Specifications	F-2852C	F-2352C	F-2352SC
Rated Input	60W	30W	6W
Tap Settings	100 V: 60W, 30W, 15W, 3W 70V: 60W, 30W, 15W, 7.5W, 1.5W 25V: 7.5W, 3.7W, 1.9W, 0.9W, 0.2W 8Ω	100V: 30 W, 10W, 3W, 1W 70V: 30 W, 15 W, 5 W, 1.5W, 0.5W 25V: 3.7W, 1.9W, 0.6W, 0.2W, 0.06W 8Ω	100 V: 6 W, 3 W, 1W, 0.5W 70V:6W, 3W, 1.5W, 0.5W, 0.25W 25V: 0.75W, 0.4W, 0.2W, 0.06W, 0.03W 8Ω
Sensitivity (1W, 1m)	91dB	90dB	89dB
Max SPL (Rated input, 1m)	109dB	105dB	97dB
Frequency Response	60Hz – 20kHz	70Hz – 20kHz	80Hz – 20kHz
Mounting Hole Diameter	ø250 mm	ø200mm	ø200mm
Speaker Component	Low: 6" cone-type, High: Dome-type	Low: 5" cone-type, High: Balanced dome-type	Low: 5" cone-type, High: Balanced dome-type
Color	Baffle: black/Rim: white/Punched net: white		Baffle: black/Rim: white/Punched net: white/ Dust proof bag: black
Dimensions	ø280 x 227(D) mm	ø230 x 229(D) mm	ø230 x 154(D) mm

Full-range type



Specifications	F-2322C	F-122C	F-1522SC
Rated Input	30W		6W
Tap Settings	100V: 30 W, 10W, 3W, 1W 70V: 30 W, 15 W, 5 W, 1.5W, 0.5W 25V: 3.7W, 1.9W, 0.6W, 0.2W, 0.06W 8Ω		100 V: 6 W, 3 W 70V: 6W, 3W, 1.5W 25V: 0.75W, 0.4W, 0.2W 8Ω
Sensitivity (1W, 1m)	90dB		88dB
Max SPL (Rated input, 1m)	105dB		96dB
Frequency Response	70Hz – 20kHz		65Hz – 18kHz
Mounting Hole Diameter	ø200mm		ø135mm
Speaker Component	5" cone-type		4" cone-type
Color	Baffle: black/Rim: white/ Punched net: white		Baffle: black/Rim: white/Punched net: white/Dust proof bag: black
Dimensions	ø230 x 200 (D) mm	ø230 x 229(D) mm	ø155 x 117(D) mm

Subwoofer



Specifications	FB-2862C
Rated Input	60W
Tap Setting	100 V: 60W, 30W, 15W, 3W 70V: 60W, 30W, 15W, 7.5W, 1.5W 25V: 7.5W, 3.7W, 1.9W, 0.9W, 0.2W 8Ω
Sound Pressure Level (1W, 1m)	87dB, installation in 1/2 free sound field (Measured by unit installed in center of ceiling or wall) 81 dB, installation in free sound field (measured in anechoic chamber)
Frequency Response	60Hz – 250Hz
Mounting Hole Diameter	ø250mm
Speaker Component	Low Frequency: 6" cone-type
Color	Baffle: black/Rim: white/ Punched net: white
Dimensions	ø280 x 198(D) mm

Accessories

		Article number	F-2852C	F-2352C	F-2352SC	F-2322C	F-122C	F-1522SC	FB-2862C
		Anchor Hanging Bracket	HY-AH1	•	•	•	•	–	•
		Tile Bar Bridge	HY-TB1	•	•	•	•	–	•
		Back Can	HY-BC1	–	•	•	•	–	–
		Trim Ring	HY-TR1	–	•	•	•	–	–
		Reinforcement Ring	HY-RR1	–	–	–	–	•	–
		Reinforcement Ring	HY-RR2	–	–	•	–	–	–

