

SPECIFICATION

- Wafer Type Butterfly Valve PN16
- Two-Piece-Stem pinless design
- ISO 5211 DIN3337 direct mounting pad

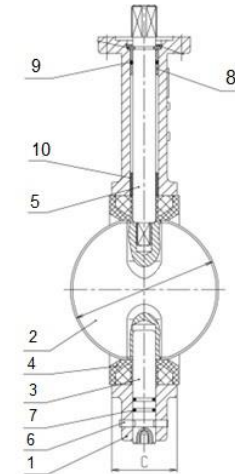
Design Standard	: BS EN593 / API 609
Face to Face	: BS EN558-1 / API 609
Flange Connection	: EN1092-1 PN10/16 JIS B2210 10K : DIN 2501 PN10/16 ANSI B16 125/150
Test Standard	: BS EN 12266-1 / API 598
Pressure Rating	: 16 bar up to DN350 : 10 bar for DN400~DN600
Working Temperature	: -10 to +120 °C



#ACS - SS316 BODY

MATERIAL LIST

NO.	PART NAME	MATERIAL	
		ACS	ACST
1	Body	CF8M	CF8M
2	Disc	CF8M	Teflon coated
3	Lower stem	SS410	SS410
4	Seat	PTFE	PTFE
5	Upper stem	SS410	SS410
6	Lock pin	AISI1066	AISI1066
7	Lower O-ring	EPDM	EPDM
8	Bushing	PTFE	PTFE
9	O-ring	EPDM	EPDM
10	Bushing	PTFE	PTFE

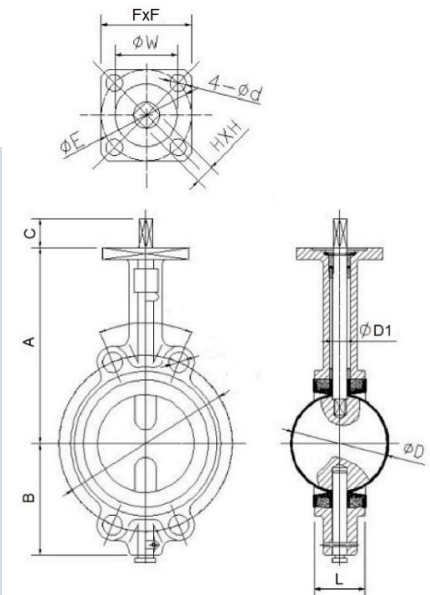


APPLICATIONS

- Suitable for Hot / Cold Water, Oil, Gas & Air

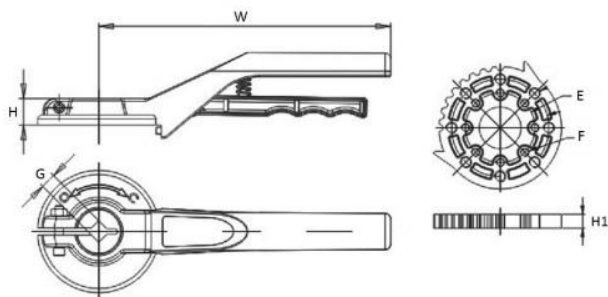
DIMENSIONS (mm)

Size	Inch	1-1/2	2	2-1/2	3	4	5	6	8	10	12	14	16	18	20	24
	DN	40	50	65	80	100	125	150	200	250	300	350	400	450	500	600
L	33	43	46	46	52	56	56	60	68	78	78	102	114	127	154	
A	138	161	175	181	200	215	226	260	292	337	368	400	422	480	562	
B	75	80	89	95	114	127	139	175	203	242	267	309	345	360	475	
C	25	25	25	25	25	35	35	35	35	25	25	25	60	60	82	
∅ D	42.6	52.6	64.3	78.8	104.0	123.3	155.7	202.6	250.4	301.5	333.3	389.6	440.5	491.6	592.5	
∅ D1	12.60	12.60	12.60	15.77	15.77	18.92	18.92	22.10	28.45	31.60	31.60	37.95	42.86	45.72	53.98	
TOP FLANGE	FxF	50	50	50	50	70	70	70	70	102	102	102	140	140	165	165
	W	35	35	35	35	55	55	55	55	70	70	70	100	100	130	130
	∅ d	7	7	7	7	10	10	10	10	12	12	12	18	18	23	23
	HxH	9x9	9x9	9x9	11x11	11x11	14x14	14x14	17x17	22x22	22x22	22x22	27x27	27x27	36x36	36x36
	∅ E	50	50	50	50	70	70	70	70	102	102	102	140	140	165	165
	ISO	F05	F05	F05	F05	F07	F07	F07	F07	F10	F10	F10	F10	F14	F14	F16
Weight (kg)																



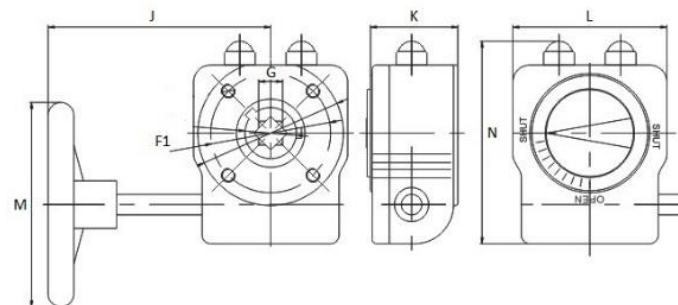
The specification and dimensions are subject to change without prior notice!

ALUMINUM HAND LEVER



HANDWHEEL GEARBOX

- ISO 5211 Direct Mounting
- Weatherproof IP65
- Adjustable angle -5 °C to +5 °C
- Filled with special lubricant



MATERIAL LIST

NO.	PART NAME	ACMG
1	Body	Aluminum alloy
2	Worm gear	Ductile iron
3	Worm	Carbon steel
4	Shaft	Stainless steel
5	Handwheel	Carbon steel

ALUMINUM HAND LEVER / GEARBOX

Valve Size	Inch	1-1/2	2	2-1/2	3	4	5	6	8	10	12	14	16	18	20	24	
	DN	40	50	65	80	100	125	150	200	250	300	350	400	450	500	600	
Hand Lever	Art No.	ACML-09		ACML-11		ACML-14		ACML-17		--	--	--	--	--	--	--	
	G	9x9		11x11		14x14		17x17		--	--	--	--	--	--	--	
	H	14		14		23		23		--	--	--	--	--	--	--	
	H1	10		10		12		12		--	--	--	--	--	--	--	
	W	210		210		340		340		--	--	--	--	--	--	--	
Handwheel Gearbox	Art No.	ACMG-09		ACMG-11		ACMG-14		ACMG-17		ACMG-22		ACMG-27/A		ACMG-36			
Output Torque	Nm	180		180		300		540		675		1300		1500		3250	
	G	9x9		11x11		14x14		17x17		22x22		27x27		36x36			
	J	160		160		160		215		225		325		375		395	
	K	48		48		48		56		69		83		95		105	
	L	80		80		80		120		142		178		185		230	
	M	140		140		200		250		300		400		400		600	
	N	115		115		115		150		180		215		225		268	
	F1	F05/F07		F05/F07		F07		F07/F10		F10/F12		F14		F14		F16	
Weight for Gearbox (Lever)	kg	1.2 (0.4)		1.2 (0.4)		2.1 (0.95)		3.5 (0.95)		4.8		8.5		9.5		17.5	

The specification and dimensions are subject to change without prior notice!