

Isomax - General Applications

Market Application

- Automotive Handling
- Packaging
- Manufacturing
- General application



Ceramic technology

All ISOMAX products use high-tech ceramic switching technology :

- **Excellent reliability :**

Long life in excess of 100 million operations*.
Operates with lubricated or non lubricated air.
Low sensitivity to air quality changes ;
switching without seal.
Stiction free.

- **Size 02 & Size 01**

Solenoid exhaust pilot

- **High performances :**

Slide valve concept allows high flow / size ratio and short response time due to short slide stroke and low friction.



- **Switchable selector**

Valves fitted with switchable selector to give internal or external pilot supply

- **Stable long lasting performances**

Low friction switching : minimum wear of the valve member/seal assembly.

Ceramic plate



Rust and corrosion resistant body

With the valve body in polyamide reinforced fiberglass and the casting in anodised aluminium, the Isomax range presents a comprehensive modern design to suit most industrial environments.

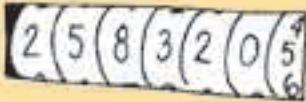
Central M12 connection or M12 coil

All sizes of ISO 5599-1 are supplied with central M12 integrated connector, a M12 bridge cable or with a 30 x 30mm coil having M12 interface.

External supply selection

In order to use actuator with low pressure, it is possible to connect an external pressure on port 14 to supply both solenoids. Selection is easily made by reversing the gasket under the operator.

High reliability



Valves easily comply with the requirements for the component reliability in accordance with EU Machinery Directive standards EN292-2 and EN983.

Maintenance

Spares are not required for the main valve or spool but solenoid operators can be replaced if required.

Manual Override

Solenoids are available with locking or non-locking manual overrides so that valves can be operated when the electrical supply is turned off.

Solenoid valves, CNOMO interface, 15mm solenoid



The standard valve is fitted with a 30mm solenoid having DIN 43650 Industrial form A connector for sizes 1, 2 and 3 15mm solenoid for sizes 01 and 02.

Low noise level

Size 01 and 02 valves fitted with the 15mm solenoid option use captured pilot exhaust which is channelled through the valve body and exhausts to atmosphere through channel 12

High electrical encapsulation class



The solenoid valves are protected to IP65 with the standard cable plug. Available with DIN A or M12 connection.

Wide choice of solenoid connectors/cable plugs

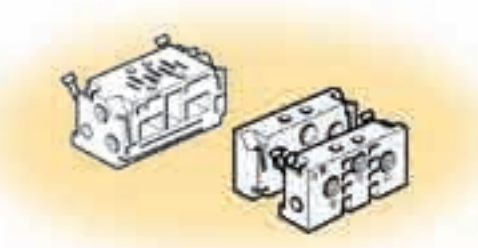


Solenoid connectors are available with or without LED and rectifier and may be selected fitted pre-wired with flying leads.

Valves having ATEX approval

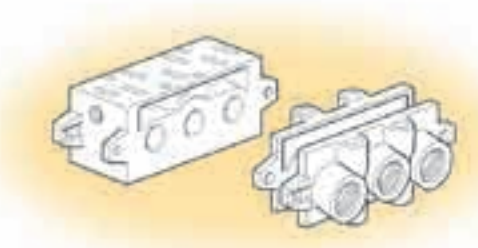
ATEX approved options are available for use in explosive atmospheres. Consult our Technical Sales Department for further information.

Bottom or side ported manifold



Manifolds with common ducts for ports 1,3 and 5, outlet port 2 and 4, and supply port for 12 and 14 are available side or bottom ported. Those manifolds are common for Isomax and Isys Iso.

Subbase installation VDMA



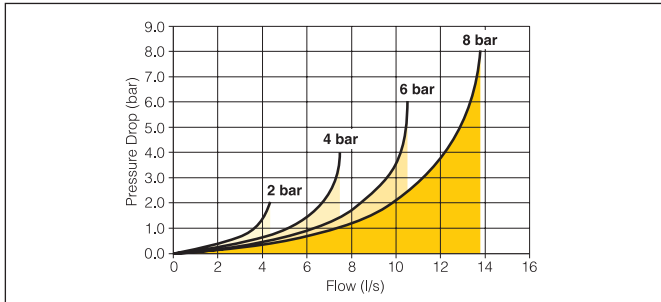
A large range of subbase, VDMA or not VDMA, bottom or side ported.



Isomax Flow Characteristics

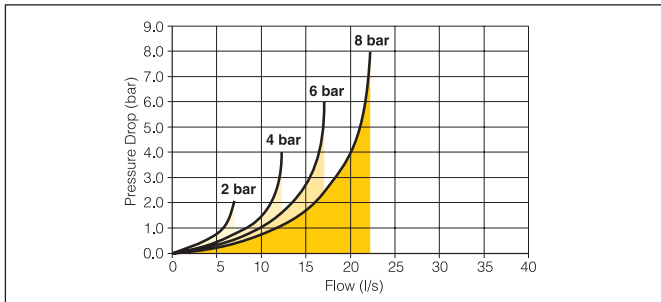
Flow capacities in accordance with ISO6358, for 5/2 function. 5/3 function are around 10 to 20% less.

Technical Data Isomax Size 02



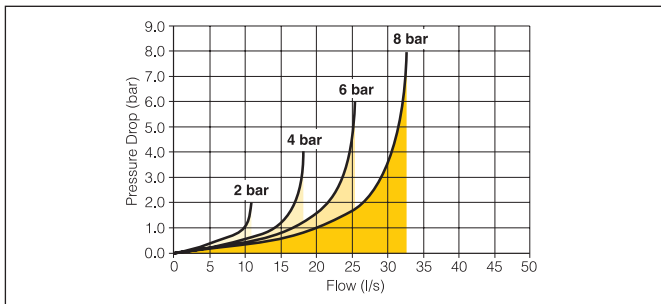
Operating pressure.	
5/2 Spring return	2,5 - 10 bar
5/2 Differential	2,0 - 10 bar
5/2 Double solenoid	1,5 - 10 bar
5/3 Double solenoid	3,5 - 10 bar
Working temperature.	
-10°C to + 60°C	
Flow (acc. to ISO 6358)	
c = 1,5 NI/s x bar	
b = 0,25	
Qn = 6,3 l/s	
Qmax = 10,6 l/s	

Technical Data Isomax Size 01



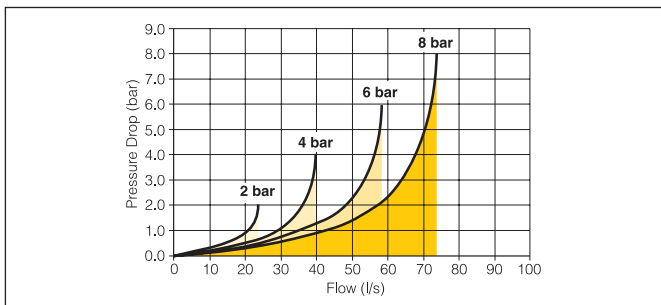
Operating pressure.	
5/2 Spring return	3,0 - 10 bar
5/2 Differential	2,0 - 10 bar
5/2 Double solenoid	1,5 - 10 bar
5/3 Double solenoid	3,5 - 10 bar
Working temperature.	
-10°C to + 60°C	
Flow (acc. to ISO 6358)	
c = 2,5 NI/s x bar	
b = 0,25	
Qn = 9,8 l/s	
Qmax = 17,1 l/s	

Technical Data Isomax Size 1



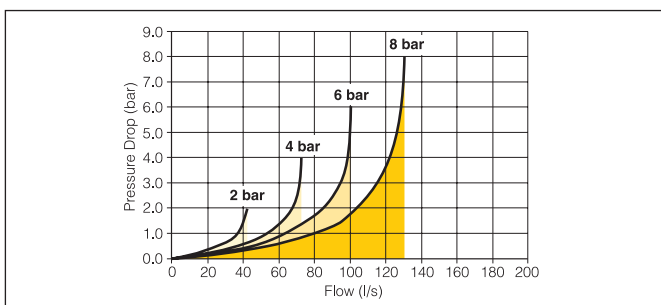
Operating pressure.	
5/2 Spring return	3,0 - 10 bar
5/2 Differential	2,0 - 10 bar
5/2 Double solenoid	1,0 - 10 bar
5/3 Double solenoid	3,5 - 10 bar
Pneumatic version	
12 bar	
Working temperature.	
-10°C to + 60°C	
Flow (acc. to ISO 6358)	
c = 3,8 NI/s x bar	
b = 0,35	
Qn = 17,2 l/s	
Qmax = 25,5 l/s	

Technical Data Isomax Size 2



Operating pressure.	
5/2 Spring return	2,5 - 10 bar
5/2 Differential	2,0 - 10 bar
5/2 Double solenoid	1,0 - 10 bar
5/3 Double solenoid	3,0 - 10 bar
Pneumatic version	
12 bar	
Working temperature.	
-10°C to + 60°C	
Flow (acc. to ISO 6358)	
c = 8,2 NI/s x bar	
b = 0,35	
Qn = 38,3 l/s	
Qmax = 58,7 l/s	

Technical Data Isomax Size 3



Operating pressure.	
5/2 Spring return	2,5 - 10 bar
5/2 Differential	2,0 - 10 bar
5/2 Double solenoid	1,0 - 10 bar
5/3 Double solenoid	3,0 - 10 bar
Pneumatic version	
12 bar	
Working temperature.	
-10°C to + 60°C	
Flow (acc. to ISO 6358)	
c = 14,5 NI/s x bar	
b = 0,35	
Qn = 64,0 l/s	
Qmax = 101,0 l/s	





Isomax Material Specification and Characteristics

15407

Valve member - seat :	Self lubricating acetal - ceramic
Body :	Polyamide reinforced fibreglass
Casing - End plates :	Anodised aluminium - Painted zinc plated steel
Valve plate :	Zamak
Seals :	Nitrile
Springs :	Stainless steel
Screws :	Zinc plated steel
Function selector :	
Top cover - Seal :	Polyamide reinforced fiberglass - Polyester

Characteristics

Fluid:	Air or inert gas filtered 40u class 5 according to ISO 8573-1 dry class 4 according to ISO 8573-1 non-lubricated, or lubricated
Storage temperature	-20° to + 70°
Vibration	according to IEC 68-2-6 2G 2 to 150Hz
Shock	according to IEC 68-2-7 15G 11ms
Manual override	Non-locking, other type on request

Solenoid : please see page xx

Certification

EMC / CE mark.	According to EN 61 000-6-2
Dust & water protection	IP65 according to EN 60529

5599

Valve member - seat :	Self lubricating acetal - ceramic
Body :	Polyamide reinforced fibreglass
Casing - End plates :	Anodised aluminium - Painted zinc plated steel
Valve plate :	Zamak
Seals :	Nitrile
Springs :	Stainless steel
Screws :	Zinc plated steel
Function selector :	
Top cover - Seal :	Polyamide reinforced fiberglass - Polyester

Characteristics

Fluid:	Air or inert gas filtered 40u class 5 according to ISO 8573-1 dry class 4 according to ISO 8573-1 non-lubricated, or lubricated
Storage temperature	-20° to + 70°
Vibration	according to IEC 68-2-6 2G 2 to 150Hz
Shock	according to IEC 68-2-7 15G 11ms
Manual override	Non-locking, other type on request

Solenoid : please see page xx

Certification

EMC / CE mark.	According to EN 61 000-6-2
Dust & water protection	IP65 according to EN 60529

Isomax - ISO 15407 - 15mm Solenoid

Order chart

DX **01 - 6** **21 - 95** **1** **M** **S**

Size	
02	18 mm (ISO 15407)
01	26 mm (ISO 15407)

Voltage	
B	12 V AC
C	24 V AC
D	48 V AC
J	110 V AC
A	230 V AC
L	12 V DC
M	24 V DC
N	48 V DC

Pilot	
4	Pneumatic
6	Electro-Pneumatic

Valve type function		
Internal pilot supply / Capture exhaust 12		
06		5/2 double solenoid
56		5/2 double solenoid, 14 prioritised
21		5/2 single solenoid, spring return
51		5/2 single solenoid, differential return
11		5/3 double solenoid vented centre
16		5/3 double solenoid closed centre
13		5/3 double solenoid pressurised center
External pilot 14 supply / Capture exhaust 12		
05		5/2 double solenoid
59		5/2 double solenoid, 14 prioritised
23		5/2 single solenoid, spring return
54		5/2 single solenoid, differential return
09		5/3 double solenoid vented centre
19		5/3 double solenoid closed centre
14		5/3 double solenoid pressurised center

Manual override	
0	Without any
1	Flush non locking
3	Flush locking
2	Flush non locking (extended 15 mm)
5	Flush locking (extended 15 mm)

Electrical operator	
60	Without any *
95	15 mm solenoid 1,2 W DIN 43650 form C †

* Standard for Pneumatic version
 † Standard for electro-pneumatic version


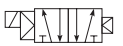
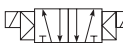
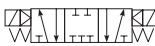
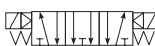
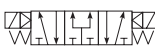
Connector	
	Without any
C	Standard connector
S	Connector with LED and protection
S3	Connector with LED and protection - 3 m cable
S5	Connector with LED and protection - 5 m cable

Shaded part numbers are standard





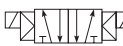
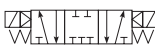

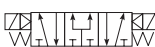
Solenoid operated ISO valve fitted with 15 mm solenoid 24 VDC

Solenoid plug/connector to be ordered separately. See page 58




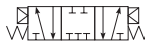
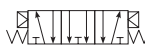
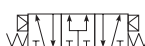
Symbol	Size	Actuation	Return	Signal pressure min. (bar) at 6 bar actua./return	Changeover time (ms) at 6 bar actua./return	Weight Kg	Order code
5/2 Valves							
	02 - 18mm	Electrical signal	Spring	4,0/2,0	15/25	0.13	DX02-621-951M
	01 - 26mm	Electrical signal	Spring	4,3/2,3	25/35	0.17	DX01-621-951M
	02 - 18mm	Electrical signal	Differential	3,9/1,6	15/30	0.13	DX02-651-951M
	01 - 26mm	Electrical signal	Differential	3,8/1,7	20/40	0.17	DX01-651-951M
	02 - 18mm	Electrical signal	Electrical signal	1,3/1,3	12/12	0.17	DX02-606-951M
	01 - 26mm	Electrical signal	Electrical signal	1,0/1,0	15/15	0.21	DX01-606-951M
5/3 Valves							
	02 - 18mm	Electrical signal	Electrical signal	3,3	20/60	0.17	DX02-616-951M
	01 - 26mm	Closed center	Self centering	2,9	20/60	0.21	DX01-616-951M
	02 - 18mm	Electrical signal	Electrical signal	3,3	20/60	0.17	DX02-611-951M
	01 - 26mm	Vented center	Self centering	3	20/60	0.21	DX01-611-951M
	02 - 18mm	Electrical signal	Electrical signal	3,3	20/60	0.17	DX02-613-951M
	01 - 26mm	Press. center	Self centering	3	20/60	0.21	DX01-613-951M

Solenoid operated ISO valve fitted with adaptor to accept 15 mm solenoid

Solenoid plug/connector to be ordered separately. See pages 54 & 58

Symbol	Size	Actuation	Return	Signal pressure min. (bar) at 6 bar actua./return	Changeover time (ms) at 6 bar actua./return	Weight Kg	Order code
5/2 Valves							
	02 - 18mm	Electrical signal	Spring	4,0/2,0	15/25	0.9	DX02-621-60
	01 - 26mm	Electrical signal	Spring	4,3/2,3	25/35	0.13	DX01-621-60
	02 - 18mm	Electrical signal	Differential	3,9/1,6	15/30	0.9	DX02-651-60
	01 - 26mm	Electrical signal	Differential	3,8/1,7	20/40	0.13	DX01-651-60
	02 - 18mm	Electrical signal	Electrical signal	1,3/1,3	12/12	0.9	DX02-606-60
	01 - 26mm	Electrical signal	Electrical signal	1,0/1,0	15/15	0.13	DX01-606-60
5/3 Valves							
	02 - 18mm	Electrical signal	Electrical signal	3,3	20/60	0.9	DX02-616-60
	01 - 26mm	Closed center	Self centering	2,9	20/60	0.13	DX01-616-60
	02 - 18mm	Electrical signal	Electrical signal	3,3	20/60	0.9	DX02-611-60
	01 - 26mm	Vented center	Self centering	3	20/60	0.13	DX01-611-60
	02 - 18mm	Electrical signal	Electrical signal	3,3	20/60	0.9	DX02-613-60
	01 - 26mm	Press. center	Self centering	3	20/60	0.13	DX01-613-60

Pneumatic operated ISO valve

Symbol	Size	Actuation	Return	Signal pressure min. (bar) at 6 bar actua./return	Changeover time (ms) at 6 bar actua./return	Weight Kg	Order code
5/2 Valves							
	02 - 18mm 01 - 26mm	Air signal Air signal	Spring Spring	4,0/2,0 4,3/2,3	15/25 25/35	0.9 0.13	DX02-421-60 DX01-421-60
	02 - 18mm 01 - 26mm	Air signal Air signal	Differential Differential	3,9/1,6 3,8/1,7	15/30 20/40	0.9 0.13	DX02-451-60 DX01-451-60
	02 - 18mm 01 - 26mm	Air signal Air signal	Air signal Air signal	1,3/1,3 1,0/1,0	12/12 14/14	0.9 0.13	DX02-406-60 DX01-406-60
5/3 Valves							
	02 - 18mm 01 - 26mm	Air signal Closed center	Air signal Self centering	3,3 2,9	20/50 20/50	0.9 0.13	DX02-416-60 DX01-416-60
	02 - 18mm 01 - 26mm	Air signal Vented center	Air signal Self centering	3,3 3	20/50 20/50	0.9 0.13	DX02-411-60 DX01-411-60
	02 - 18mm 01 - 26mm	Air signal Press. center	Air signal Self centering	3,3 3	20/50 20/50	0.9 0.13	DX02-413-60 DX01-413-60















Isomax - ISO 5599 - Size 1 / 2 / 3 - CNOMO

Order chart

DX	1	-	6	51	-	B	L	49
-----------	----------	----------	----------	-----------	----------	----------	----------	-----------

Size	
1	Size 1 (ISO 5599)
2	Size 2 (ISO 5599)
3	Size 3 (ISO 5599)

Pilot	
4	Pneumatic
6	Electro-Pneumatic

Valve type function		
Internal pilot supply		
06		5/2 double solenoid
56		5/2 double solenoid, 14 prioritised
21		5/2 single solenoid, spring return
51		5/2 single solenoid, differential return
11		5/3 double solenoid vented centre
16		5/3 double solenoid closed centre
13		5/3 double solenoid pressurised center
External pilot 14 supply		
05		5/2 double solenoid
59		5/2 double solenoid, 14 prioritised
23		5/2 single solenoid, spring return
54		5/2 single solenoid, differential return
09		5/3 double solenoid vented centre
19		5/3 double solenoid closed centre
14		5/3 double solenoid pressurised center

Voltage		
	DC	AC
45	12	
49	24	
40		12
42		24
53		110
57		230
Blank	Valve less coil	


Solenoid enclosure	
2*	Central M12 connection
6*	M12 on each coil
L	3 pin 30mm DIN 43650A
P	3 pin Industrial form B
N	Valve less coil

*19 for M12 coil

Overrides	
60	Remote pilot / without solenoid
70	Remote pilot / without solenoid *
A	No override
B	Non-locking (single sol.) Flush - Metal
C	Locking (double sol.) Flush - Plastic




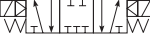

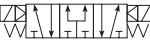
* Fitted with direct spool override.

Shaded part numbers are standard






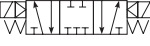
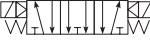
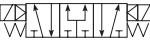
Solenoid operated ISO valve fitted with CNOMO solenoid(s) 24 VDC

Solenoid plug/connector to be ordered separately. See page 58




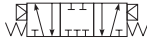
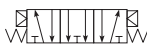
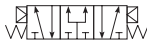
Symbol	Size	Actuation	Return	Signal pressure min. (bar) at 6 bar actua./return	Changeover time (ms) at 6 bar actua./return	Weight Kg	Order code
5/2 Valves							
	1 - 43mm	Electrical signal	Spring	3,9/2,5	40/55	0.5	DX1-621-BL49
	2 - 56mm	Electrical signal	Spring	3,6/2,4	60/105	0.75	DX2-621-BL49
	3 - 71mm	Electrical signal	Spring	3,6/2,3	85/160	1.25	DX3-621-BL49
	1 - 43mm	Electrical signal	Differential	3,3/1,9	30/70	0.5	DX1-651-BL49
	2 - 56mm	Electrical signal	Differential	3,3/2,0	55/110	0.75	DX2-651-BL49
	3 - 71mm	Electrical signal	Differential	3,3/1,9	80/180	1.25	DX3-651-BL49
	1 - 43mm	Electrical signal	Electrical signal	1,0/1,0	25/25	0.65	DX1-606-BL49
	2 - 56mm	Electrical signal	Electrical signal	1,0/1,0	30/30	0.9	DX2-606-BL49
	3 - 71mm	Electrical signal	Electrical signal	1,0/1,0	40/40	1.4	DX3-606-BL49
5/3 Valves							
	1 - 43mm	Electrical signal	Electrical signal	2,6	30/95	0.65	DX1-616-BL49
	2 - 56mm	Closed center	Self centering	2,1	40/190	0.9	DX2-616-BL49
	3 - 71mm			2,1	55/330	1.4	DX3-616-BL49
	1 - 43mm	Electrical signal	Electrical signal	2,8	25/70	0.65	DX1-611-BL49
	2 - 56mm	Vented center	Self centering	2,2	40/140	0.9	DX2-611-BL49
	3 - 71mm			2,1	60/270	1.4	DX3-611-BL49
	1 - 43mm	Electrical signal	Electrical signal	2,4	25/65	0.65	DX1-613-BL49
	2 - 56mm	Press. center	Self centering	2,1	40/150	0.9	DX2-613-BL49

Solenoid operated ISO valve fitted with CNOMO operator without coil

Solenoid plug/connector to be ordered separately. See page 57







Symbol	Size	Actuation	Return	Signal pressure min. (bar) at 6 bar actua./return	Changeover time (ms) at 6 bar actua./return	Weight Kg	Order code
5/2 Valves							
	1 - 43mm	Electrical signal	Spring	3,9/2,5	40/55	0.4	DX1-621-BN
	2 - 56mm	Electrical signal	Spring	3,6/2,4	60/105	0.65	DX2-621-BN
	3 - 71mm	Electrical signal	Spring	3,6/2,3	85/160	1.15	DX3-621-BN
	1 - 43mm	Electrical signal	Differential	3,3/1,9	30/70	0.4	DX1-651-BN
	2 - 56mm	Electrical signal	Differential	3,3/2,0	55/110	0.65	DX2-651-BN
	3 - 71mm	Electrical signal	Differential	3,3/1,9	80/180	1.15	DX3-651-BN
	1 - 43mm	Electrical signal	Electrical signal	1,0/1,0	25/25	0.55	DX1-606-BN
	2 - 56mm	Electrical signal	Electrical signal	1,0/1,0	30/30	0.8	DX2-606-BN
	3 - 71mm	Electrical signal	Electrical signal	1,0/1,0	40/40	1.3	DX3-606-BN
5/3 Valves							
	1 - 43mm	Electrical signal	Electrical signal	2,6	30/95	0.55	DX1-616-BN
	2 - 56mm	Closed center	Self centering	2,1	40/190	0.8	DX2-616-BN
	3 - 71mm			2,1	55/330	1.3	DX3-616-BN
	1 - 43mm	Electrical signal	Electrical signal	2,8	25/70	0.55	DX1-611-BN
	2 - 56mm	Vented center	Self centering	2,2	40/140	0.8	DX2-611-BN
	3 - 71mm			2,1	60/270	1.3	DX3-611-BN
	1 - 43mm	Electrical signal	Electrical signal	2,4	25/65	0.55	DX1-613-BN
	2 - 56mm	Press. center	Self centering	2,1	40/150	0.8	DX2-613-BN

Pneumatic operated ISO valve without valve spool override

Symbol	Size	Actuation	Return	Signal pressure min. (bar) at 6 bar actua./return	Changeover time (ms) at 6 bar actua./return	Weight Kg	Order code
5/2 Valves							
	1 - 43mm	Air signal	Spring	3,9/2,5	30/45	0.35	DX1-421-60
	2 - 56mm	Air signal	Spring	3,6/2,4	50/95	0.6	DX2-421-60
	3 - 71mm	Air signal	Spring	3,6/2,3	80/160	1.1	DX3-421-60
	1 - 43mm	Air signal	Differential	3,3/1,9	25/60	0.35	DX1-451-60
	2 - 56mm	Air signal	Differential	3,3/2,0	45/100	0.6	DX2-451-60
	3 - 71mm	Air signal	Differential	3,3/1,9	70/170	1.1	DX3-451-60
	1 - 43mm	Air signal	Air signal	1,0/1,0	20/20	0.35	DX1-406-60
	2 - 56mm	Air signal	Air signal	1,0/1,0	25/25	0.6	DX2-406-60
	3 - 71mm	Air signal	Air signal	1,0/1,0	35/35	1.1	DX3-406-60
5/3 Valves							
	1 - 43mm	Air signal	Air signal	2,6	20/80	0.35	DX1-416-60
	2 - 56mm	Closed center	Self centering	2,1	30/170	0.6	DX2-416-60
	3 - 71mm			2,1	45/330	1.1	DX3-416-60
	1 - 43mm	Air signal	Air signal	2,8	20/65	0.35	DX1-411-60
	2 - 56mm	Vented center	Self centering	2,2	30/140	0.6	DX2-411-60
	3 - 71mm			2,1	50/270	1.1	DX3-411-60
	1 - 43mm	Air signal	Air signal	2,4	20/60	0.35	DX1-413-60
	2 - 56mm	Press. center	Self centering	2,1	25/140	0.6	DX2-413-60




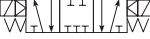
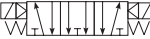
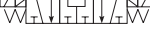
Solenoid operated ISO valve, CNOMO, 24 VDC with M12 coil

M12 connection is integrated on the coil, Led & surge suppressor

Symbol	Size	Actuation	Return	Signal pressure min. (bar) at 6 bar actua./return	Changeover time (ms) at 6 bar actua./return	Weight Kg	Order code
5/2 Valves							
	1 - 43mm	Electrical signal	Spring	3,9/2,5	40/55	0.5	DX1-621-B619
	2 - 56mm	Electrical signal	Spring	3,6/2,4	60/105	0.75	DX2-621-B619
	3 - 71mm	Electrical signal	Spring	3,6/2,3	85/160	1.25	DX3-621-B619
	1 - 43mm	Electrical signal	Differential	3,3/1,9	30/70	0.5	DX1-651-B619
	2 - 56mm	Electrical signal	Differential	3,3/2,0	55/110	0.75	DX2-651-B619
	3 - 71mm	Electrical signal	Differential	3,3/1,9	80/180	1.25	DX3-651-B619
	1 - 43mm	Electrical signal	Electrical signal	1,0/1,0	25/25	0.65	DX1-606-B619
	2 - 56mm	Electrical signal	Electrical signal	1,0/1,0	30/30	0.9	DX2-606-B619
	3 - 71mm	Electrical signal	Electrical signal	1,0/1,0	40/40	1.4	DX3-606-B619
5/3 Valves							
	1 - 43mm	Electrical signal	Electrical signal	2,6	30/95	0.65	DX1-616-B619
	2 - 56mm	Closed center	Self centering	2,1	40/190	0.9	DX2-616-B619
	3 - 71mm			2,1	55/330	1.4	DX3-616-B619
	1 - 43mm	Electrical signal	Electrical signal	2,8	25/70	0.65	DX1-611-B619
	2 - 56mm	Vented center	Self centering	2,2	40/140	0.9	DX2-611-B619
	3 - 71mm			2,1	60/270	1.4	DX3-611-B619
	1 - 43mm	Electrical signal	Electrical signal	2,4	25/65	0.65	DX1-613-B619
	2 - 56mm	Press. center	Self centering	2,1	40/150	0.9	DX2-613-B619

Solenoid operated ISO valve, CNOMO, 24 VDC with Din A coil and M12 connector

M12 connection is made with an adaptor between coils, Led & surge suppressor

Symbol	Size	Actuation	Return	Signal pressure min. (bar) at 6 bar actua./return	Changeover time (ms) at 6 bar actua./return	Weight Kg	Order code
5/2 Valves							
	1 - 43mm	Electrical signal	Spring	3,9/2,5	40/55	0.65	DX1-621-B219
	2 - 56mm	Electrical signal	Spring	3,6/2,4	60/105	0.9	DX2-621-B219
	3 - 71mm	Electrical signal	Spring	3,6/2,3	85/160	1.4	DX3-621-B219
	1 - 43mm	Electrical signal	Differential	3,3/1,9	30/70	0.65	DX1-651-B219
	2 - 56mm	Electrical signal	Differential	3,3/2,0	55/110	0.9	DX2-651-B219
	3 - 71mm	Electrical signal	Differential	3,3/1,9	80/180	1.4	DX3-651-B219
	1 - 43mm	Electrical signal	Electrical signal	1,0/1,0	25/25	0.8	DX1-606-B219
	2 - 56mm	Electrical signal	Electrical signal	1,0/1,0	30/30	1.05	DX2-606-B219
	3 - 71mm	Electrical signal	Electrical signal	1,0/1,0	40/40	1.55	DX3-606-B219
5/3 Valves							
	1 - 43mm	Electrical signal	Electrical signal	2,6	30/95	0.8	DX1-616-B219
	2 - 56mm	Closed center	Self centering	2,1	40/190	1.05	DX2-616-B219
	3 - 71mm			2,1	55/330	1.55	DX3-616-B219
	1 - 43mm	Electrical signal	Electrical signal	2,8	25/70	0.8	DX1-611-B219
	2 - 56mm	Vented center	Self centering	2,2	40/140	1.05	DX2-611-B219
	3 - 71mm			2,1	60/270	1.55	DX3-611-B219
	1 - 43mm	Electrical signal	Electrical signal	2,4	25/65	0.8	DX1-613-B219
	2 - 56mm	Press. center	Self centering	2,1	40/150	1.05	DX2-613-B219