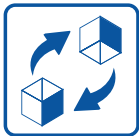


Floor Ceiling Convertible Premium Inverter



Features



Smart Convertible

Indoor unit can be installed on floor or ceiling with a dual drain pan.



4-Speed Drive

4-Speed Drive provides extra cooling during the hotter days.



Rapid Cooling

Achieve faster cooling with our true speed fan design.



Super Slim

(Applicable to 11,200~24,000 Btu/hr)
Super slim design that fits narrow ceiling spaces.



Easy Maintenance

Air filter is easily dismantled and cleaned, which allow a healthy indoor environment.



Other Features



Comfortable Sleep



Auto Mode



24 Hour Timer




High Performance Compressor



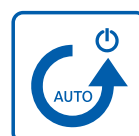
Auto Swing



Exquisite Filter



3 Minutes Protection



Auto Restart



Self-Diagnosis