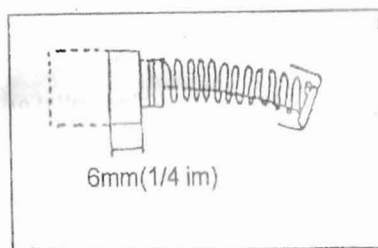


## MAINTENANCE

Before maintenance must disconnect the unit from power source.

Check the carbon brushes at regular intervals. It must be replaced with new brushes when it is shorter than 6mm. Remove brush covers and brushes by screwdriver, then insert new brushes and turn brush covers to tighten.

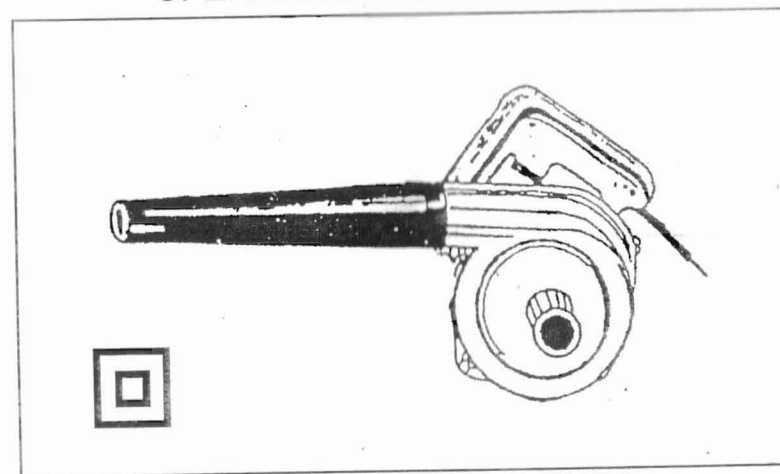


# Sun eye

## PORTABLE BLOWER

(For blowing and sucking)

### OPERATING INSTRUCTIONS

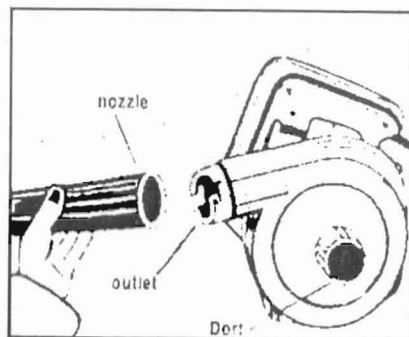


Before operating this product please read this instructions

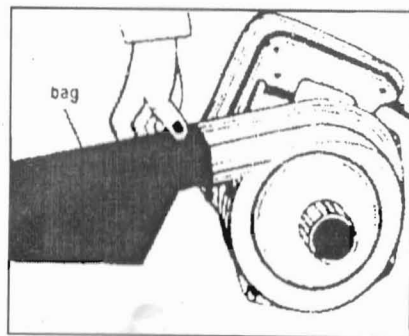
The unit is used for cleaning or coldshouldering machines and instruments of various industries.

#### HOW TO USE

When use for blowing with nozzle attached to outlet of wind by c.w. turn the nozzle.

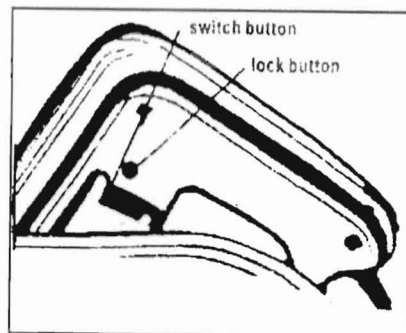


When use for suction, with nozzle attached to suction port and dust bag attached to outlet of wind.



When dust bag is full, remove the bag and open outlet of bag then clean the dust to a dust bin.

Pressing the switch button, the unit is started. Loosing the switch button, the unit is stopped. When lock button is pressed after unit is started, the unit can continually work and the unit can be stopped if press the switch button again.



#### FOR SAFE OPERATION

When the unit is not to be used, place it in room. Never expose it to rain.

As the unit is operated the operator must wear a providing can.e eglass and cover of mouth.

Before connecting the unit to a wall outlet, check that the marked voltage name plate of the unit is same with local power source. If ot the unit may be damaged.

Do not use the unit in the places where there is any intflammable liquid o gas.

DO not suck up burned tobacco end and just cutted shred of metal.

Do not direct the nozzle to nearby anybody.

To prevent the fan is damaged due to inor eased speed of the motor, do not obstruct the suction port and outlet of wind.

Do not pull on the power cord to disconnect the unit from the mains outlet or to move it.

keep the power cord away from high temperature substance, such as shred of metal and grease.

#### FEATURES

No operator fatigue from long use because it's small in size and light in weight.

Powerful motor produces great wind pressure and volume to double work efficiency.

Double insulated for added safety and convenience.