

Differential Pressure Sensor Air

Differential pressure transmitter with 8 selectable ranges and outputs 0...5 V, 0...10 V or 4...20 mA. For monitoring the differential pressure of air and other non-flammable and non-aggressive gases. Typical application in HVAC systems for monitoring air filters, fans V-belts or fire and smoke control dampers. Options available with LCD display, auto-zero feature. IP65 / NEMA 4X rated enclosure.



Type Overview

Type	Measuring range pressure [Pa]	Output signal active pressure	Burst pressure	Display type	Additional features
22ADP-184	0...2500	0...5 V, 0...10 V, 4...20 mA	40 kPa	-	-
22ADP-184A	0...2500	0...5 V, 0...10 V, 4...20 mA	40 kPa	-	Auto-Zero
22ADP-184B	0...2500	0...5 V, 0...10 V, 4...20 mA	40 kPa	LCD	Auto-Zero
22ADP-184L	0...2500	0...5 V, 0...10 V, 4...20 mA	40 kPa	LCD	-

Technical Data

Electrical data	Nominal voltage	AC/DC 24 V			
	Nominal voltage range	AC 19...29 V / DC 15...35 V			
	Power consumption AC	1.7 VA			
	Power consumption DC	1.1 W			
	Electrical connection	Removable spring loaded terminal block max. 2.5 mm ²			
	Cable entry	Cable gland with strain relief Ø6...8 mm			
Functional data	Sensor Technology	Piezo measuring element			
	Multirange	8 measuring ranges selectable			
	Output signal active note	Output 0...5/10 V selectable with switch Voltage output: min. 10 kΩ load Current output: max. 500 Ω load			
	Display	LCD, 29x35 mm with backlight Measured values: Pa, inchWC (configurable)			
	Application	Air			
Response time	Adjustable 0.8 s or 4.0 s				
Measuring data	Measuring values	Differential pressure			
	Measuring fluid	Air and non-aggressive gases			
	Measuring range settings pressure	Setting	range [Pa]	range [inch WC]	Factory setting
		S0	0...2500	0...10	✓
		S1	0...2000	0...8	
		S2	0...1500	0...6	
		S3	0...1000	0...4	
		S4	0...500	0...2	
S5		0...250	0...1		
S6	0...100	0...0.4			
S7	-100...100	-0.4...0.4			

	Accuracy pressure	deviation compared to the reference device measuring range ≤500 Pa: ±5 Pa measuring range >500 Pa: ±10 Pa
	Long-term stability	±2.5% FSO (Full Scale Output) / 4 yr.
Materials	Cable gland	PA6, black
	Housing	Cover: Lexan, orange Bottom: Lexan, orange Seal: 0467 NBR70, black UV resistant
Safety data	Ambient humidity	Max. 95% r.H., non-condensing
	Ambient temperature	-10...50°C [15...120°F]
	Fluid temperature	-10...50°C [15...120°F]
	Protection class IEC/EN	III Safety Extra-Low Voltage (SELV)
	Protection class UL	UL Class 2 Supply
	EU Conformity	CE Marking
	Certification IEC/EN	IEC/EN 60730-1 and IEC/EN 60730-2-6
	Certification UL	cULus acc. to UL60730-1A/-2-6, CAN/CSA E60730-1:02
	Degree of protection IEC/EN	IP65
	Degree of protection NEMA/UL	NEMA 4X
	Quality Standard	ISO 9001

Safety notes


This device has been designed for use in stationary heating, ventilation and air-conditioning systems and must not be used outside the specified field of application. Unauthorised modifications are prohibited. The product must not be used in relation with any equipment that in case of a failure may threaten humans, animals or assets.

Ensure all power is disconnected before installing. Do not connect to live/operating equipment.

Only authorised specialists may carry out installation. All applicable legal or institutional installation regulations must be complied during installation.

The device contains electrical and electronic components and must not be disposed of as household refuse. All locally valid regulations and requirements must be observed.

Remarks
Automated Zero-Point calibration (Auto Zero)

Transmitters equipped with the auto-zero calibration are maintenance-free.

The auto-zero calibration electronically adjusts the transmitter zero every 10 minutes. The function eliminates all output signal drift due to thermal, electronic or mechanical effects. The auto-zero adjustment takes approx. 4 seconds after which the device returns to its normal measuring mode. During the 4 second adjustment period, the output and display values will freeze to the latest measured value.

Manual Zero-Point calibration

In normal operation zero-point calibration should be executed every 12 months.

Attention! For executing zero-point calibration the power supply must be connected one hour before.

- Release both connection tubes from the pressure terminals + and -
- Press the button until the LED lights permanently
- Wait until the LED flashes again and reinstall the connection tubes to the pressure ports (note + and -)

Scope of delivery

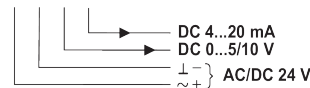
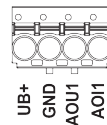
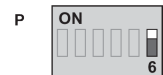
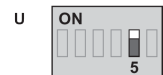
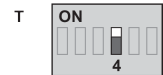
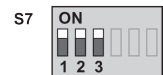
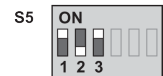
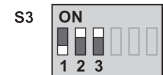
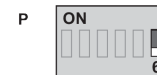
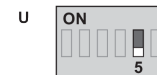
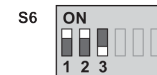
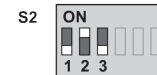
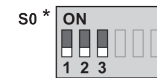
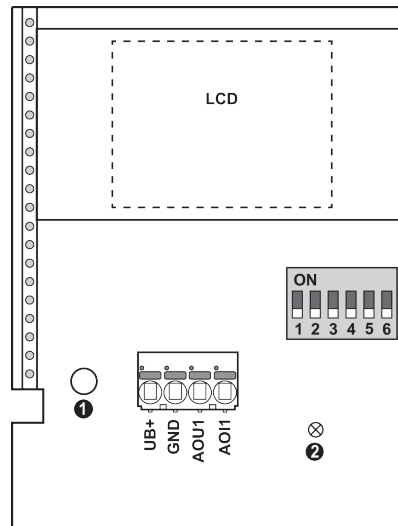
Scope of delivery	Description	Type
	Duct connector kit, PVC tube 2 m, 2 connection elements (Plastic) for 22ADP-..	A-22AP-A08
	Mounting plate L housing	A-22D-A10
	Dowel	
	Screws	

Accessories

Optional accessories	Description	Type
	Duct connector, Metal, L 40 mm, Tube connection 5 mm	A-22AP-A02
	Duct connector, Metal, L 100 mm, Tube connection 5 mm	A-22AP-A04
	Connection adapter, M20x1.5, for cable 1x6 mm, Multipack 10 pcs.	A-22G-A01.1

Wiring diagram

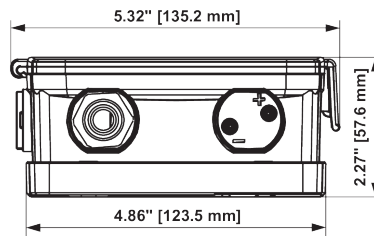
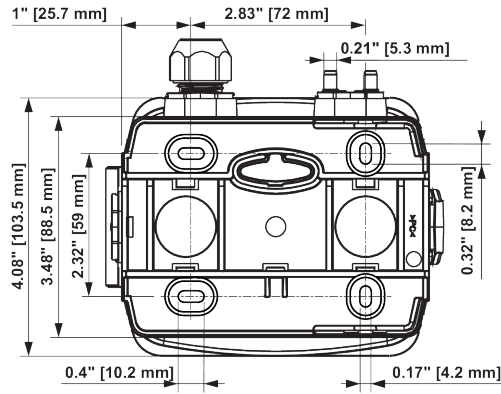
Notes Function of output AOI1 (DC 4...20 mA) can only be used if the sensor is supplied with DC 24 V.



- ① Button
- ② Status LED
- * Factory setting
- P Pressure unit
- T Response time
- U Output signal

Setting	range [Pa]	range [inch WC]	Factory setting
S0	0...2500	0...10	✓
S1	0...2000	0...8	
S2	0...1500	0...6	
S3	0...1000	0...4	
S4	0...500	0...2	
S5	0...250	0...1	
S6	0...100	0...0.4	
S7	-100...100	-0.4...0.4	

Dimensions



Type	Weight
22ADP-184	0.29 kg
22ADP-184A	0.29 kg
22ADP-184B	0.29 kg
22ADP-184L	0.30 kg