



## 5. OPERATING MANUAL

### 5.1 FUNCTION SET


There are three weight units: Kg(kilogram), oz(ounce), Lb(pound). Pressing "Function" key to scroll among kg, oz and lb. The scale will set weight units as kg (kilogram) automatically.



Press "Function" key, switch to oz .



Press "Function" key again, switch to Lb.



### 5.2 B/L SET

According to different needs, press "B/L" key the scale can turn B/L (backlight) on or off. The color of the B/L is blue. The scale will not set backlight as automatically. It will turns B/L off automatically after 30s without pressing any buttons.

### 5.3 SCALE MODE

The first weight will be more than 1Kg(include 1Kg), and after that the weight will display accurately as the resolution in the technical parameter form.

### 5.4 CLEAR SET

1. Press "CLEAR" key to cancel all function and back to SCALE MODE;
2. Press "ENTER" key to exit CLEAR MODE and display actual weight.

### 5.5 CHARGE MODE

This function allows the user to quickly and conveniently charge a system in a minimal amount of time. Simply turns on the CHARGE MODE and enter the weight (minimum 50g) to be charged.

1. Make sure all connections are correct and tight (refer to following illustration):

