

# Tee-Extractors

1

## Tee-Extractor

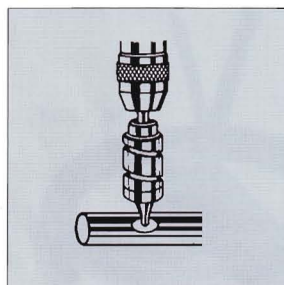
For producing branches or tees on tubes made of soft, semi-hard and hard copper, aluminium and precision steel  
dia. 10 - 54 mm, 3/8 - 2.1/8"  
max. wall thickness 2.5 mm

## Key features

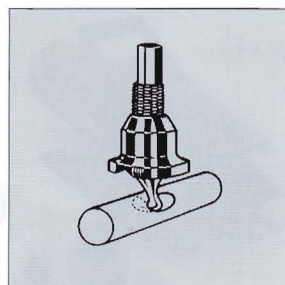
- Extractions even on installed tubes possible:  
**Saves time and facilitates installation**
- Producing branches on tubes:  
**Saves the use of T-pieces**
- Compact design:  
**Suitable for making branches even in tight spaces**



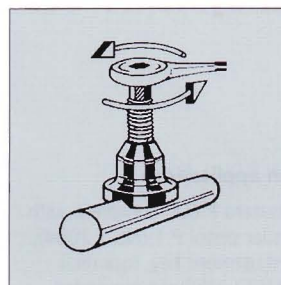
Precise drilling without the need for a centre punch - Drill stop prevents oversizing or damage to tube wall



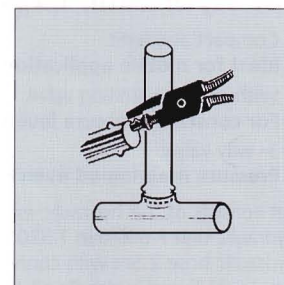
Insert the extractor hook into the drilled hole and screw the bell firmly to the tube wall



Turn the extractor with the ratchet to the left, at the same time make sure it's firmly in place



After extraction, set the correct insert depth for the tube dia. with the cam pincer



## Tee-Extractor Set

Set consists of: Tee-extractor, special ratchet (No. 2.2081), cam pincer (No. 2.2080) and special drill UNIDRILL Automatik 42 (No. 2.1575), in steel carrying case (No. 2.2121).

Nominal diameter	g	No.
10 - 12 - 14 - 16 - 18 - 22 mm	3,780	<b>2.2111</b>
12 - 14 - 16 - 18 - 22 mm	3,650	<b>2.2109</b>
12 - 15 - 18 - 22 mm	3,430	<b>2.2100</b>
12 - 15 - 18 - 22 - 28 mm	3,900	<b>2.2103</b>
12 - 15 - 22 - 28 mm	3,680	<b>2.2101</b>
1/2 - 5/8 - 3/4 - 7/8"	3,480	<b>2.2121</b>
1/2 - 5/8 - 7/8 - 1.1/8"	3,740	<b>2.2124</b>
1/2 - 3/4 - 1"	3,340	<b>2.2135</b>

Simply calibrate the tee dia. on the UNIDRILL Automatic and the drilled hole dia will automatically correspond to the extractor hook required

## Parts / Accessories

Parts / Accessories	g	No.
Steel carrying case, empty	1,130	<b>2.4022</b>
Plastic inlay	60	<b>2.2006</b>