

Daikin Gas Tight Joint

Non-brazed connection for refrigerant piping



TIGHTFIT & Header Pack

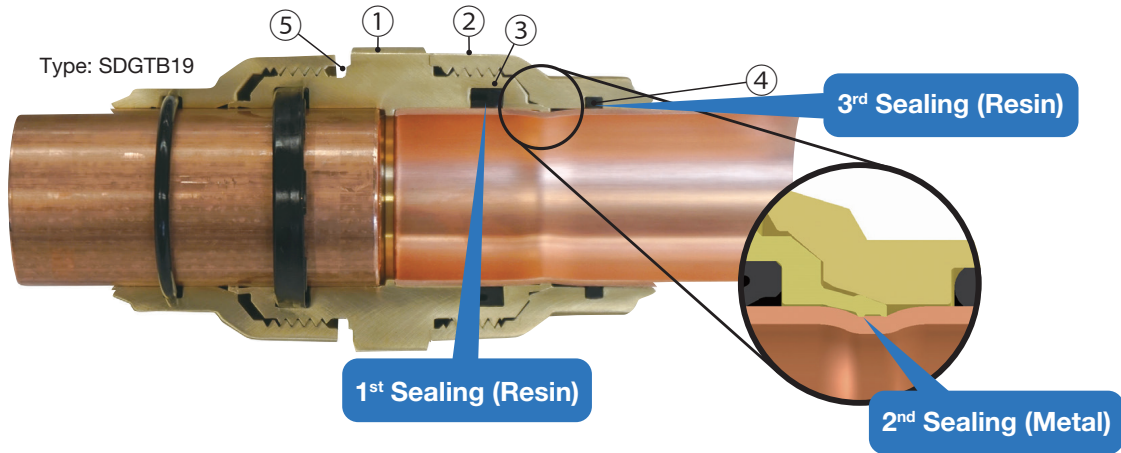
Easy to Fit Tight Connection
Designed For All HVAC Equipment
Compatible With Most Air-conditioning Installation

Features

Tightfit

Daikin Tightfit is a non-brazed connection suitable for piping. Pipes can be joined easily and quickly without brazing or using any special tools. It meets stringent safety requirements and provides leak-free tightness among various substantial benefits.

- Double edged claw catches the pipe to form tight mechanical sealing
- 3 types of connectors suitable for most pipe sizes and applications
- Unique mechanical and resin sealings prevent gas leak completely. It is durable up to 4 times (17.2MPa) of max. operating pressure.



Legend

Name	Material	Remark
① Main body	C3771	Forged and Machined Brass
② Nut	C3771	Forged and Machined Brass
③ Gasket	IIR	Main sealing
④ O-ring	EPDM	Secondary sealing & moisture stopper
⑤ Indicator	Luminous marker	Green color

Technical Specifications

Applications	Refrigeration / Air-conditioning / Heat Pump (Refrigeration side) / VRV
Applicable fluid	
Refrigerant	R410A, R32
Refrigeration oil	Ether oil / Ester oil / Polyalkylene glycol oil
Max. pressure [^]	4.3 MPa
Min. pressure [^]	-0.101MPa (-755 mmHg)
Max. Temp.*	130°C
Min.Temp.*	-45°C
Pressure Resistance	17.2MPa x 2min.
Applicable copper pipe JIS H3300-2012	
Size	φ6.4 - φ41.8
Thickness	0.8mm - 2.0mm
Type	O(∼φ15.9) & H(φ19.1∼)
Form	Coiled tube & Straight pipe
Electrical Continuity	Maintains earth continuity without the need for additional earth continuity straps Approved Connection: Copper to Copper

[^] Operating Pressure: -0.101MPa(-755mmHg) - 4.3MPa
^{*} Operating Temperature: - 45°C - 130°C

Quality & Safety Standards

According to ISO14903	
Type of Joints	Hermetically sealed joints * Under size 28 Permanent joints * Above size 34
Tightness test	ISO14903 - 17,7.4 (Level A1) * Above size 28
Pressure-temperature vibration tests (PVT)	ISO14903 - 17,7.6
Operation simulation	ISO14903 - 17,7.7
Freezing test	ISO14903 - 17,7.8
Additional pressure test for hermetically sealed joints	ISO14903 - 17,7.9
Vacuum test	ISO14903 - 17,7.10
Compatibility screening test	ISO14903 - 17,7.11
Fatigue test for hermetically sealed joints	ISO14903 - 17,7.12
Additional tightness test	
Bending test ①	Pressurized by 0.5MPa air with 15° bending angle
Bending test ②	Pressurized by 3.3MPa N ² and ±10mm displacement on 1m span
Torsion test	90° torsion angle
Maximum squeeze torque	14~49Nm or less * Under size 28 (according to the size)
Expected life	
The expected life of the O-ring, if used within the product specifications for temperature and pressure, is at least 30 years.	

Why Tightfit?

Tightfit is a registered trademark of Daikin in Asia and numerous countries worldwide, and is a product of superior performance and quality.

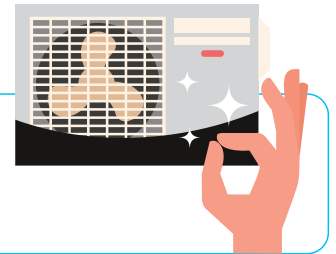
Quality Assurance

- Guaranteed to be tight and leak-free
- Reliable and secure with no brazing required
- Conforms to ISO14903
- Tightness test: P=4.3MPa;
Test medium: 100% Helium, T=22°C
- Max leakage: 7.5×10^{-7} Pa·m³/s or less.
- Vacuum test: 6.5kPa in absolute



System Reliability

- No risk of copper oxide or soot in pipes due to no brazing
- Prevents early compressor failure and prolongs the lifespan of air-conditioners



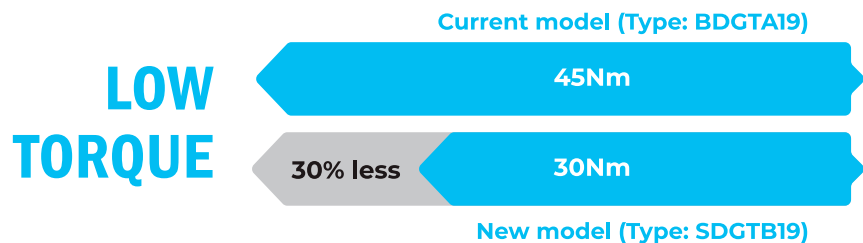
Safety First

- As no brazing is required, fire hazards are completely eliminated during installation on site
- No risk of handling high pressure and flammable gas



Easy Installation

- No need to prepare heavy and expensive brazing tools or hire specialized technicians
- Easy for anyone to install by using a simple torque tightening method, now made easier with lower torque



Time & Costs Savings

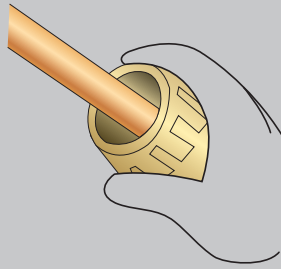
- No need to apply for hot work permit or station fire safety watchers onsite, thus saving time and cost with less administrative work
- Simple installation process also reduces installation time



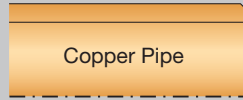
Simple 4-Step Action

PREPARATION

Chamfering of the pipe outside and inside



Half of pipe thickness chamfering is recommended

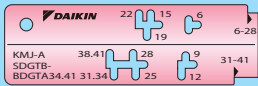


STEP 1 Marking The Insertion Standard Line

1

Marking method : using marking gauge

Mark the insertion "T" or "L" standard line with the marking gauge and marker pen at proper position of each pipe size.

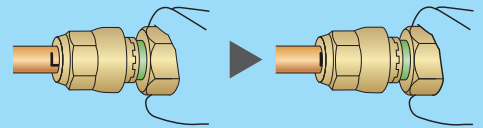


STEP 2 Pipe Insertion

2

- 1) Insert firmly by hand until the pipe stops.
- 2) Make sure that the insertion standard line is no longer visible.

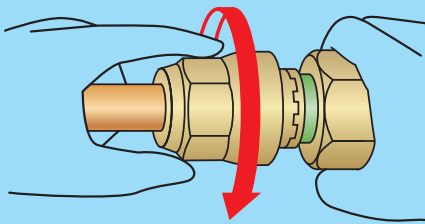
- Do not tighten the nut before pipe insertion.
- When inserting the pipe, do not apply excessive force. The O-ring will be damaged.



STEP 3 Manual Tightening Of Nut

3

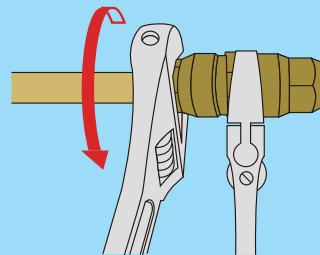
Hold the main body and tighten the nut in the direction of the arrow by hand until it will not turn anymore.



STEP 4 Tightening Of Nut

4

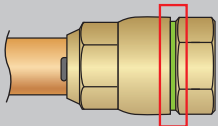
Hold the main body and tighten the nut with a monkey wrench to the direction of arrow until the green indicator disappears and the nut comes into contact with the flat face of the body.



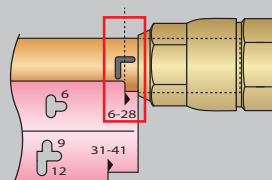
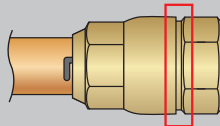
CHECK

1. Green indicator should be hidden.
2. Place the marking gauge on the end face of the nut and make sure that the "T" or "L" shaped mark falls completely within the notch in the marking gauge.

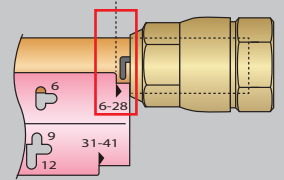
The marking gauge contains one notch for measuring the insertion of pipe of $\Phi 28$ or less, and another notch for measuring the insertion of pipe of $\Phi 31$ or more. Be sure you are using the correct notch when measuring.



Green indicator is hidden.







"L" shaped mark falls within the notch



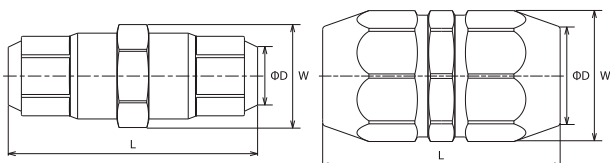
If the "T" or "L" shaped mark falls outside the notch in the marking gauge, cut off the joint, replace it with a new joint, and carry out construction again.

Full line-up

Standard Joint		Asymmetry Joint		NEW 90° Bend Joint		NEW Test Plug	
							
Size	Model Name	Size	Model Name	Size	Model Name	Size	Model Name
Φ 6.35	SDGTB06	-	-	-	-	Φ 6.35	SDGTKB06
Φ 9.52	SDGTB09	Φ 9.52-6.35	SDGTB0906	-	-	Φ 9.52	SDGTKB09
Φ 12.70	SDGTB12	Φ 12.70-9.52	SDGTB1209	-	-	Φ 12.70	SDGTKB12
Φ 15.88	SDGTB15	Φ 15.88-12.70	SDGTB1512	-	-	Φ 15.88	SDGTKB15
Φ 19.05	SDGTB19	Φ 19.05-15.88	SDGTB1915	-	-	Φ 19.05	SDGTKB19
Φ 22.22	SDGTB22	Φ 22.22-19.05	SDGTB2219	Φ 22.22	SDGTLB22	Φ 22.22	SDGTKB22
Φ 25.40	KMJ25A	Φ 25.40-22.22	SDGTB2522	Φ 25.40	KMJE25A	-	-
Φ 28.58	SDGTB28	Φ 28.58-25.40	SDGTB2825	Φ 28.58	SDGTLB28	Φ 28.58	SDGTKB28
Φ 31.75	KMJ31A	Φ 31.75-28.58	KMJR3128A	-	-	-	-
Φ 34.92	BDGTA34	Φ 34.92-28.58	SDGTB3428	-	-	-	-
Φ 38.10	KMJ38A	-	-	-	-	-	-
Φ 41.28	BDGTA41	-	-	-	-	-	-

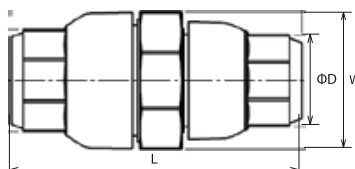
* KMJ series product come in one set with tightfit insulation, other tightfit series products have to purchase insulation separately.

Dimension & Weight



Standard Joint

Size	L (mm)	Weight (g)
Φ 6.35	50.40	44.00
Φ 9.52	55.00	80.00
Φ 12.70	59.00	120.00
Φ 15.88	74.00	207.00
Φ 19.05	76.80	273.00
Φ 22.22	83.40	391.00
Φ 25.40	85.40	453.70
Φ 28.58	88.00	515.00
Φ 31.75	98.40	650.00
Φ 34.92	101.50	686.00
Φ 38.10	102.40	788.00
Φ 41.28	103.50	881.00

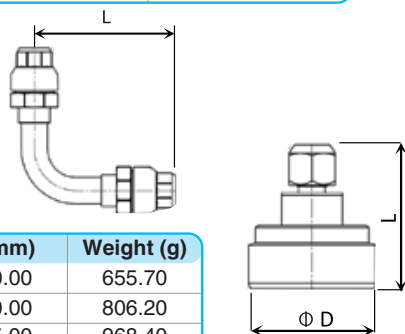


Asymmetry Joint

Size	L (mm)	W(mm)	Weight (g)
Φ 9.52 - Φ 6.35	52.70	19.90	67.00
Φ 12.70 - Φ 9.52	57.50	23.50	101.00
Φ 15.88 - Φ 12.70	65.00	30.00	164.00
Φ 19.05 - Φ 15.88	76.80	34.60	244.00
Φ 22.22 - Φ 19.05	81.50	40.20	358.00
Φ 25.40 - Φ 22.22	85.80	43.50	444.00
Φ 28.58 - Φ 25.40	88.10	46.70	505.00
Φ 31.75 - Φ 28.58	93.50	48.40	585.50
Φ 34.92 - Φ 28.58	101.50	51.10	645.00

NEW 90° Bend Joint

Size	L (mm)	Weight (g)
Φ 22.22	120.00	655.70
Φ 25.40	140.00	806.20
Φ 28.58	145.00	968.40



NEW Test Plug

Size	L (mm)	W(mm)	Weight (g)
Φ 6.35	43.00	15.00	53.00
Φ 9.52	44.00	20.00	67.60
Φ 12.70	46.00	23.00	73.40
Φ 15.88	50.00	30.00	96.60
Φ 19.05	52.00	34.00	111.70
Φ 22.22	54.00	40.00	135.60
Φ 28.58	54.00	46.00	146.00

Tightfit insulation

Benefits



Specially moulded to the shape of Tightfit, this insulation product can minimize any potential condensation problems due to expansion and contraction of Tightfit.


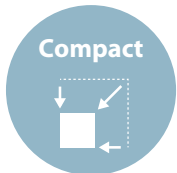
Insulating property is also enhanced by having 20mm thickness of PE material.

Part Number	L (length)	R (Radius)	Tightfit Size Range
ROHOZ06	121.2 mm	32.7 mm	6 - 9
ROHOZ12	141.0 mm	37.4 mm	12 - 15
ROHOZ19	150.8 mm	43.1 mm	19 - 22
ROHOZ25	155.4 mm	46.7 mm	25 - 28

Daikin Header Pack

Benefits

- Connectable up to 6 indoor units
- Quick flare nut connection
- Installation time savings (1/3 of conventional)
- Safety (No fire hazard in the building)
- Space savings (Attic height reduction by 300mm)



Header Pack Specification and Lineup

HP (VRV System)	HEADER PACK Model	Outdoor Unit Side Liquid / Gas (mm)	Indoor Unit Side (Flare)		Indoor Unit Total Capacity Index	Dimension (mm)			
			Port	Liquid / Gas (mm)		H	D	W	
6	BHF6RHP6Z	9.5 / 15.9 (Flare)	4	Large x 1	Φ9.5 / Φ15.9	< 150	135	143	559
				Small x 3	Φ6.4 / Φ12.7				
6	BHF6ARHP6Z	9.5 / 15.9 (Flare)	6	Large x 2	Φ9.5 / Φ15.9	< 150	135	143	559
				Small x 4	Φ6.4 / Φ12.7				
6 ~ 8	BHF8RHP6Z	9.5 / 19.1 (DGT)	6	Large x 3	Φ9.5 / Φ15.9	< 200	135	143	559
				Small x 3	Φ6.4 / Φ12.7				
10	BHF10RHP6Z	9.5 / 22.2 (DGT)	6	Large x 3	Φ9.5 / Φ15.9	< 290	135	143	559
				Small x 3	Φ6.4 / Φ12.7				
12 ~ 16	BHF16RHP6Z	12.7 / 28.6 (DGT)	6	Large x 3	Φ9.5 / Φ15.9	< 420	135	143	559
				Small x 3	Φ6.4 / Φ12.7				

Note: Due to our policy of innovation, all product specifications are subjected to change without prior notice.

DAIKIN MALAYSIA SALES & SERVICE SDN. BHD.

Call Centre: 1300-88-DAIKIN(324546)

198301014326 (109719-M)

Email: sales_enquiry@daikin.com.my, customer_service@daikin.com.my

Branches:

• Kedah	Tel: 04-730 5670	• Johor	Tel: 07-557 7788
• Penang	Tel: 04-331 1670	• Pahang	Tel: 09-567 6778
• Perak	Tel: 05-548 2307	• Kelantan	Tel: 09-747 4578
• Negeri Sembilan	Tel: 06-768 8969	• Sabah	Tel: 088-722 194
• Melaka	Tel: 06-288 1133	• Sarawak	Tel: 082-333 299

Website: www.daikin.com.my

Authorized dealer: