


# CULMI AIR-COND & REFRIGERATION PARTS SUPPLY SDN BHD


## Refco 4-Way Manifold Set (BM4-8-DS-R22/134a/404A) Application




TPI605  
Vacuum Gauge




Refco 4-Way Manifold



Condensing Unit



Telstar Vacuum Pump



JH 22

### Vacuumping and Charging WITHOUT Inter-Changing the Vacuum Pump & Gas Tank And with Digital Vacuum Gauge Attach

#### Procedures:

##### **A) Evacuation**

- Switch on Vacuum Pump. Open all valves (1, 2, 3 & 4).
- Check Vacuum shown on Vacuum Gauge connected.
- Close all valves (1, 2, 3 & 4) when the Vacuum is reached.

##### **B) Filling of a System with Refrigerant**

- Remove the Yellow Hose from the Vacuum Pump and Manifold (5).
- Open Black Valve (4).
- Open the Valve on Refrigerant Cylinder or Can.
- Open Blue Valve (1).
- Fill the needed quantity of the refrigerant from Cylinder into system.
- After the filling process close the Black Valve (4) immediately.
- Close the valve of Refrigerant Cylinder too.