

Master Tool 4-Way Manifold Set (R134a/22/404A/410A) Application





Master Tool RW-360-
RYB 5ft Charging
Hose (3pcs/Set)
1/4"x1/4" (Standard)

1/4"x3/8"
Internal
Flare
Reducer
(Optional)



Master Tool 4-Way Manifold Set



Condensing Unit

Vacuumping and Charging WITHOUT Inter-Changing the Vacuum Pump & Gas Tank


Procedures:

A) Evacuation

- Switch on Vacuum Pump. Open all valves (1, 2, 3 & 4).
- Make sure Refrigerant Cylinder Knob is closed.
- Close all Valves (1,2,3 & 4) when the Vacuum is reached.

B) Filling of a System with Refrigerant 22

- Remove the Yellow Hose from the Vacuum Pump and Manifold (5).
- Open Yellow Valve (REF) (4).
- Open the Knob on Refrigerant Cylinder or Can.
- Open Blue Valve (1).
- Fill the needed quantity of the Refrigerant from Cylinder into system.
- After the filling process, close the Yellow Valve (4) immediately.
- Close the Knob of Refrigerant Cylinder too.



Rothenberger Vacuum Pump



Forane 22