

The smart way to clean air conditioners
省时又省力地清洗冷气机



K 2.420 AirCon – pressure washer.

K 2.420 AirCon – 高压冷气清洗机

When it comes to high pressure cleaning, the excellent cleaning efficiency convinces. Compared to a garden hose with approx. 4 bar, the high pressure cleaner can be operated from 20 –100 bar according to the cleaning requirements, without fear of damaging sensitive fins or material. The water emerges from a high pressure nozzle as concentrated stream that cleans highly effectively.

In addition, the innovative short trigger gun and vario power jet short 360° overcomes the barrier of cleaning in narrow working spaces without the need to dismount the unit. It includes useful important features to simplify the process of air conditioner cleaning.

高压清洗机具有出色的清洗效率。花园水管的水压大约为4 bar，相比之下，高压清洗机可以按清洗要求以 20-100 bar 操作，而且不必担心损坏脆弱的鳍片或材料。水从高压喷头喷出，水柱可以非常有效地清洗冷气机。此外，创新的短喷枪和360度旋转喷射头，适合在狭窄的空间操作。无需拆卸部件。它最重要的特点是能简化清洗冷气装置的过程。



Short trigger gun • 短喷枪

Ideal for cleaning tasks in narrow areas (up to 38% smaller compared to standard trigger gun).

非常适合在狭窄的空间操作（比标准喷枪小38%）。



Vario power jet short 360° 360度旋转喷射头

360° swivelling around axis of nozzle. Adjust nozzle in any direction. Pressure adjustment at the nozzle head.

在喷头轴旋转360度。喷头可调节方向。可在喷嘴头调节水压。



Extension lance 0.45m 0.45米延长枪杆

Ideal for applications out of reach and usage of other special accessories.

适用于够不着的地方及使用其他特殊配件。





The ideal cleaning steps for cleaning air conditioners: 理想的冷气机清洗步骤:

- Disconnect the air conditioner from the electric system. 关闭冷气机的电源。
- Ensure a safe working position. Avoid cleaning on an unstable ladder.
安全第一。避免站在不平稳的梯子上清洗。

Working step 1: Dunk the detergent suction hose into the detergent bottle and apply the detergent in the "mix" position onto the air conditioner.

工作步骤1: 将清洗剂吸管放入清洗剂瓶，并使清洗剂从“混合”装置进入冷气机。

Working step 2: Let the detergent react 2 – 5 min (do not let it dry in the sun!).

工作步骤2: 让清洗剂起反应2至5分钟（不要让它阳光下晒干！）。

Working step 3: Pre-clean the sensitive fins of the air conditioner with the vario power jet. Adjust the extension lance if required.

工作步骤3: 用旋转喷射头预先清洁冷气机的鳍片。如果需要，可调整延长枪杆。

Working step 4: Pre-clean the whole unit with high pressure.

工作步骤4: 用高压预先清洗整个装置。

Working step 5: Dry the air conditioner or rub down if necessary with a cloth.

工作步骤5: 让冷气机风干，或在必要时用布擦干。



How do I avoid the risk of damaging sensitive fins? 如何避免损坏脆弱的鳍片？

Expert Tip 1: Condition of the application.

专家提示1: 应用的条件。

The following settings are recommended.

建议采用以下设置。

- Min – low pressure (20 bar) – small air conditioner units with sensitive fins and light soiling.
最小至低压（20 bar）- 小型冷气机机组，具有脆弱的鳍片，少量的污渍。
- Medium pressure (approx. 50 bar) – small-medium air conditioner units with more robust fins.
中压（大约50 bar）- 中小型冷气机机组，具有较强大的鳍片。
- Medium – high pressure (100 bar) – surfaces with heavy soiling, large air conditioners (still for home use) with robust fins.
中压至高压（100 bar）- 大型冷气机（仍供家庭使用）具有强大的鳍片，大量的污渍。

Expert Tip 2: Cleaning direction of the high pressure jet.

专家提示2: 高压喷射的清洗方向。建议采用以下设置。

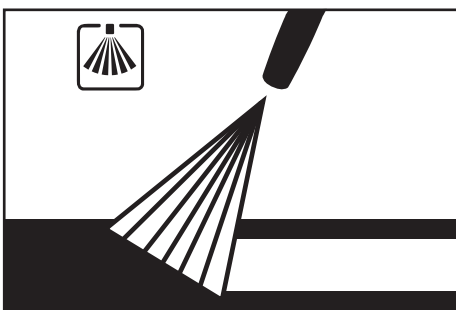
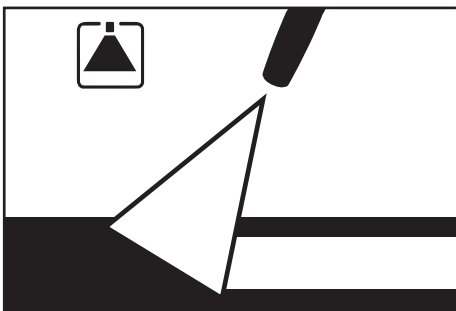
The following settings are recommended.

建议采用以下设置。

- 2 Min – medium pressure (20 – approx. 50 bar): Cleaning against the directions of the fins.
最小 - 中压（20 至大约50 bar）: 从正面清洗鳍片。
- 3 Min – high pressure (20 – 100 bar): Cleaning with the direction of the fins.
最小 - 中压（20 - 100 bar）: 从侧面清洗鳍片。

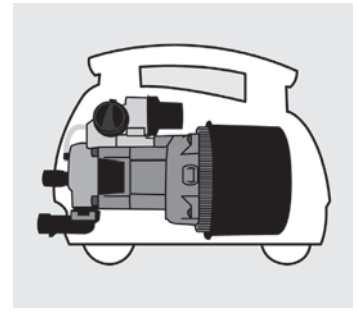
Of course, the adjustment of the pressure depends also on personal estimation.

当然，也可根据个人的需要来调整压力。



K 2.420 AirCon – pressure washer for home & car cleaning

K 2.420 AirCon – 高压冷气清洗机，也可清洗庭院和汽车



Dirt Blaster Nozzle 强力旋转喷头

Ideal for moss-covered or weathered surfaces.

非常适于清洁苔藓覆盖或风化的表面。

Fan Jet Nozzle with the Vario Power Jet Short 360°

360度旋转、短小、可调节角度的扇型喷嘴

Ideal for cleaning large and difficult-to-reach areas

适合大面积和角度狭窄之清洗

Induction Motor 感应电动机

More powerful and has longer operational life.

功能更强大，具有更长的使用寿命。



Specifications 产品规格

Pressure 水压	bar	20 –100 max.
Water flow rate 水流量	l/h	360 max.
Weight without accessories 重量(不含附件)	kg	7.8
Dimensions (L x W x H) 外形尺寸(长x宽x高)	mm	374x201x296

Features 产品特点

Vario power jet short 360° • 360度旋转喷射头	■
Short trigger gun • 短喷枪	■
Turbo dirtblaster nozzle • 强力涡轮旋转喷头	■
Induction motor • 感应电动机	■
7.5 m high pressure hose • 7.5米高压软管	■
Extension lance 0.45m • 0.45米延长枪杆	■

Please contact us for more information:
欲获取更多信息，请联系我们：



makes a difference

Head Office Germany

Alfred Kärcher GmbH & Co. KG
Alfred Kärcher-Str. 28-40
71364 Winnenden, Germany

www.karcher.com

E-mail: karcher.my@karcher-asia.com