

The STAS is a replaceable core filter drier for CFC, HCFC, and HFC refrigerants for use in large commercial air conditioning and refrigeration systems.

Features

- Slotted cover/unique internal hardware for hassle-free installation
- Full flow fittings for low pressure drop
- Corrosion resistant epoxy powder paint finish
- Sturdy steel shells for long life
- Solid copper connections
- 100 mesh outlet screen



Nomenclature example: STAS 489T

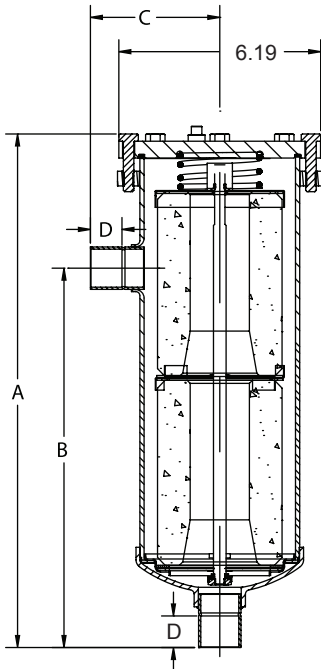
STAS	48	9	T
Steel Take-Apart Series	Unit Size (in cu. in.)	Connection Size (in 1/8")	System Service T = Liquid Line Service SV = Suction Line Service

Specifications

- Filtration (with core): 40 microns
- Maximum working pressure: SV version = 500 psig
T version = 680 psig
- UL/CUL file number: SA7175

STAS Models are shipped without filter or filter drier cores. See filter or filter drier cores for availability. Uses 48 cubic inch cores.

Dimensional Data



Ordering Information

PCN	Description	Connection Size	Number Of 48 in ³ Cores	Desiccant Volume (Cu. In.)	Dimensions (in)					
					A	B	C	D		
053001	STAS-485T	5/8 ODF	1	48	9.94	6.00	3.78	0.63		
053003	STAS-487T	7/8 ODF			9.69	6.25	3.75	0.78		
053005	STAS-489T	1 1/8 ODF			9.75	6.31	3.84	0.94		
053007	STAS-4811T	1 3/8 ODF			9.84	6.44	3.97	0.94		
053043	STAS-4813S-V ¹	1 5/8 ODF			9.88	6.02	4.03	1.13		
053044	STAS-4817S-V ¹	2 1/8 ODF			10.06	6.56	4.56	1.34		
053045	STAS-4821S-V ¹	2 5/8 ODF			10.44	7.03	4.75	1.04		
053375	STAS-4813T	1 5/8 ODF			9.88	6.50	4.03	1.13		
053938	STAS-4811SV	1 3/8 ODF			9.84	6.44	3.97	0.94		
053010	STAS-967T	7/8 ODF			2	96	15.19	11.72	3.75	0.78
053012	STAS-969T	1 1/8 ODF	15.22	11.78			3.84	0.94		
053014	STAS-9611T	1 3/8 ODF	15.31	11.91			3.97	1.03		
053017	STAS-9613T	1 5/8 ODF	15.38	11.97			4.03	1.13		
053018	STAS-9617T	2 1/8 ODF	15.56	12.03			4.56	1.34		
053047	STAS-9617S-V ¹	2 1/8 ODF	15.56	12.03			4.56	1.34		
053048	STAS-9621S-V ¹	2 5/8 ODF	15.94	12.50			4.75	1.50		
059739	STAS-9625 SV ¹	3 1/8 ODF	16.54	12.63			5.44	1.66		
053020	STAS-1449T	1 1/8 ODF	3	144			21.25	17.38	3.84	0.94
053022	STAS-14411T	1 3/8 ODF					21.34	17.53	3.97	1.03
053024	STAS-14413T	1 5/8 ODF			21.38	17.59	4.03	1.13		
053025	STAS-14417T	2 1/8 ODF			21.56	17.63	4.56	1.34		
053028	STAS-19211T	1 3/8 ODF	4	192	26.91	23.00	3.97	1.03		
053030	STAS-19213T	1 5/8 ODF			26.94	23.17	4.03	1.13		
053031	STAS-19217T	2 1/8 ODF			27.13	23.13	4.56	1.34		
056213	STAS-19275T	7/8 X 5/8			26.50	6.00	3.69	0.78/0.63		

¹"SV" style include stainless steel bolts and access valve.

NOTE: "T" style can be used for suction by removing pipe plug and installing X-11562-2.

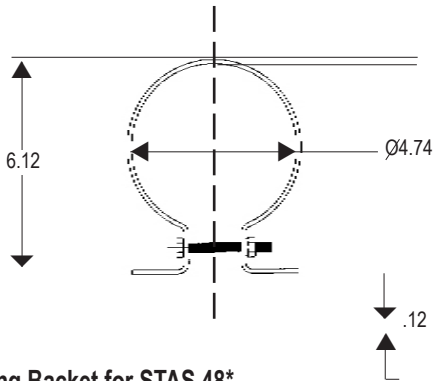
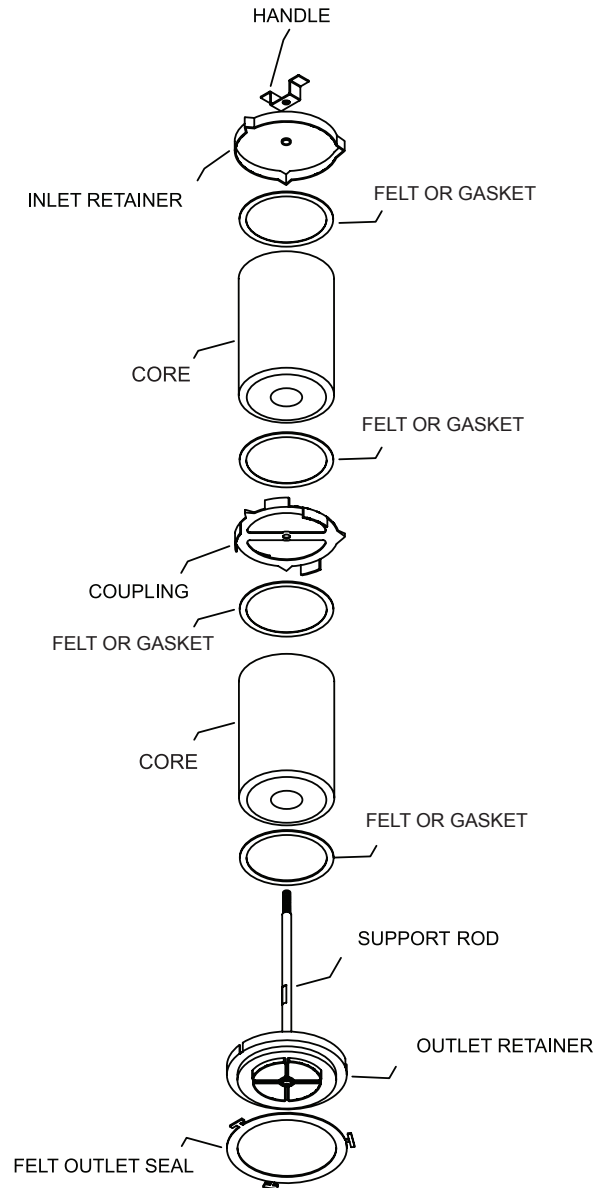
Description	Connections	Liquid Flow Capacity Tons @ 1 psi ΔP ^{1,2,3}						
		R-12	R-134a	R-22	R-407C	R-404A/507	R-502	R-410A
STAS-485T	5/8 ODF	16	21	22	21	15	14	22
STAS-487T	7/8 ODF	29	38	41	39	27	25	41
STAS-489T	1 1/8 ODF	42	53	58	56	38	36	58
STAS-4811T	1 3/8 ODF	48	75	81	78	53	41	81
STAS-4813T	1 5/8 ODF	67	81	89	85	58	58	89
STAS-967T	7/8 ODF	33	42	45	43	30	27	45
STAS-969T	1 1/8 ODF	49	65	71	68	47	42	71
STAS-9611T	1 3/8 ODF	62	80	87	83	57	54	87
STAS-9613T	1 5/8 ODF	67	92	100	95	65	58	100
STAS-1449T	1 1/8 ODF	48	66	72	69	47	41	72
STAS-14411T	1 3/8 ODF	69	92	100	96	65	60	100
STAS-14413T	1 5/8 ODF	77	93	101	97	66	66	101
STAS-14417T	2 1/8 ODF	88	110	120	115	78	76	120
STAS-19211T	1 3/8 ODF	75	94	102	98	67	64	102
STAS-19213T	1 5/8 ODF	81	103	113	108	74	69	113
STAS-19217T	2 1/8 ODF	91	113	123	117	80	78	123

- ¹ All ratings in accordance with ARI Standard 710-04. 86°F liquid refrigerant temperature
 • 5°F saturated vapor temperature
 • 3.1 lbs./min./ton for R-134a
 • 2.9 lbs./min./ton for R-22 and R-407C
 • 4.0 lbs./min./ton for R-404A/507 and R-12
- ² For 2 PSI ΔP, Multiply values by 1.4
- ³ For kW, multiply by 3.5

Replacement Parts For STAS

Flange Cover Assembly	Description	PCN
All STAS Driers - Include Flange Cover, Compression Spring, Pipe Plug, and Grade 5 Bolts	X12176-3	054046
Shell Strainer Assembly		
STAS-48	X27458-1	060274
STAS-96	X27458-2	060275
STAS-144	X27458-3	060276
STAS-192	X27458-4	060277
Miscellaneous Parts		
Cover Bolts (Stainless Steel - suction line service)	X25787-7	053121
Access Valve (V Option)	X11562-2	037409
Gasket Set (Includes cover gasket)	X11983-1	027453
Handle	26446-1	053812
Inlet Retainer	26477-1	053813
Spring	26439-1	060258
Mounting Bracket	X28747-1	061715

Exploded View



Mounting Bracket for STAS 48*

*More than one mounting bracket may be required for shell sizes 96 and above.