















Inverter Wall Mounted Series **R410A**



FTK-T Series
FTK-Q Series
FTKS-J Series



Inverter Wall Mounted Product Line Up

		Indoor Model	Outdoor Model	Capacity Range
TYPE OF REFRIGERANT	R410A	<p>Premium Series</p>    <p>FTK10/15/20/25TV1W</p> <p>Standard Series</p>   <p>FTK10/15/20/25QV1L FTK10/15/20/25QV1M</p>	 <p>RK10/15 FV1</p>  <p>RK20CV1</p>  <p>RK25CV1</p>	1.0-2.5hp
		<p>Standard Series</p>   <p>FTKS71/85JVMG9</p>	 <p>RKS71JVMG</p>  <p>RKS85JVMG</p>	3.0-3.5hp

Less Energy, More Comfort

If you think you have to choose between energy savings and personal comfort, just try DC Inverter. Thanks to their variable operating capacities, these units raise control levels and, at the same time, increase energy savings. Enjoy more comfort with less energy!



Inverter Technology

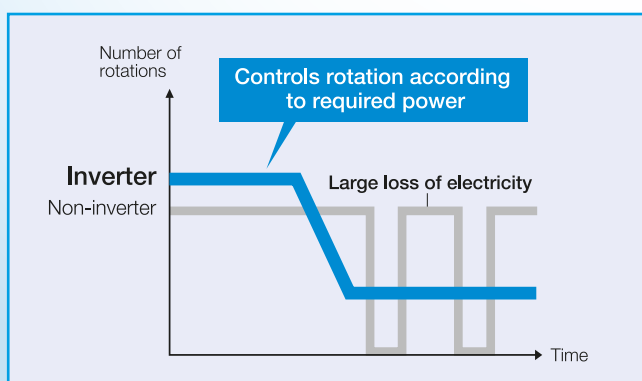


Inverter system ensures faster cooling with significant energy saving [compared to Non-Inverter system]. Moreover, it helps to maintain consistent temperature in the room, makes you feel comfortable all the time especially while you are sleeping.



More Energy-Saving than Non-Inverter

Inverter air conditioners are devices which are able to vary their capacity by adjusting operating frequency of their compressors. In contrast, non-inverter air conditioners have fixed capacity and can only control the indoor temperature by starting or stopping their compressors.



Inverter systems can cut energy consumption compared to non-inverter models.

Powerful

Inverter air conditioners operate at maximum capacity as soon as they start up. This burst of increased power allows them to reach the set temperature more quickly.

Comfortable

Inverter systems finely adjust their capacity according to the air conditioning load, minimising the difference between the set temperature and room temperature. This ensures higher comfort levels than with non-inverter systems.

Energy-Saving


Upon achieving set temperature, inverter operation will adjust to low capacity to maintain the room temperature. This precise control makes inverter models more energy-efficient than non-inverters, which must repeatedly start or stop their compressors.

Energy-Saving Technological Features

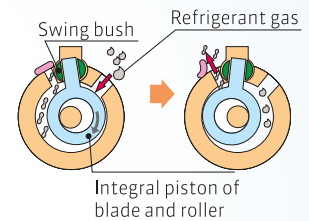
What Is DC Inverter?

Daikin calls an inverter model that is equipped with a DC motor DC Inverter. A DC motor offers higher efficiency than an AC motor. A DC motor uses the power of magnets to attract and repel to generate rotation. A DC motor that is equipped with high-power neodymium magnets, which enable even greater efficiency, is called a Reluctance DC motor.

Swing Compressor



Thanks to its smooth rotation, the swing compressor decreases friction and vibration. It also prevents the leakage of refrigerant gas during compression. These advantages provide quiet and efficient operation.



The swing compressor can reduce operational vibration and sound because its piston moves smoothly inside the compressor.

Reluctance DC Motor for Compressors



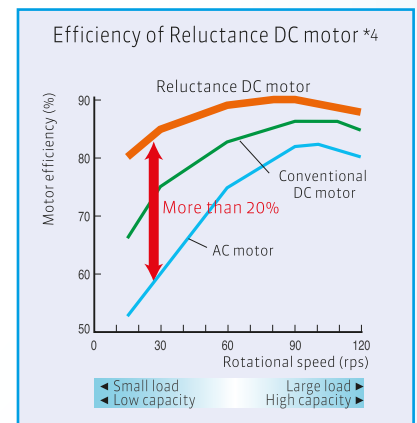
Neodymium magnets are used in the pink-coloured area.

Daikin DC Inverter models are equipped with the Reluctance DC motor for compressors. The Reluctance DC motor uses 2 different types of torque, neodymium magnet*1 and reluctance torque*2. This motor saves energy by generating more power with a smaller electric current than AC or conventional DC motors. It is more efficient at the low frequencies most commonly used by air conditioners,*3 improving efficiency by approximately 20%.

*1. A neodymium magnet is approximately 10 times stronger than a standard ferrite magnet.

*2. The torque created by the change in power between the iron and magnet parts.

*3. The frequency range used by air conditioners during periods of stable operation. This is the range in which air conditioners operate for the longest periods.



*4. Data are based on studies conducted under controlled conditions at a Daikin laboratory using Daikin products.

Smarter Way To Save Energy



POWERFUL

Maximum cooling power for rapid cooling of the room within the shortest period of time.



+ ECO+

An intelligent feature that ensures optimum energy consumption while fulfilling basic human comfort needs. Once activated, set temperature will be adjusted automatically to an eco-friendly level.

*Only for FTK-T Series

Cool mode	
User set temperature < 24°C	Unit runs at 24°C
User set temperature > 24°C	Unit runs at (user set temperature + 1°C)



Energy Saving

By using intelligent controls, compressor running speed is matched with air-conditioning load. This achieves significant savings in energy consumption.

- * Comparison between 1.5HP inverter and non-inverter when operating 8 hours per day.
 - * Subject to individual operating condition.
 - * Tested on 16.5m² room size, 25 degC set temperature, and high fan speed at outdoor temperature 33 degC DB.



Yearly Saving On Bill

Daily air conditioner usage	Hours	8 Hours	
Cummulative Power Consumption (Daily)	kWh	9.51kWh	4.83kWh
Total Power Consumption (Yearly)		9.51kWh x 365 days = 3471.15kWh	4.83kWh x 365 days = 1762.95kWh
Electricity Bill Rate	RM per kWh	RM0.334	
Yearly Bill	RM	3471.15kWh x RM0.334 = RM1159.3	1762.95kWh x RM0.334 = RM588.83
Yearly Savings On Bill	RM %	RM1159.36 - RM588.83 = RM570.53	

Comforting Silence

- Low sound levels at 21dBA to make sure you have peaceful, undisturbed quality sleep.
- Sleep Mode ensures a comfortable environment for a restful sleep. Set temperature is increased gradually from set temperature to achieve the cozy atmosphere.





INFINITY Premium Series

New Inverter Wall Mounted

A blend of style and functionality

A captivating beauty that blends effortlessly with any interior decor and lifestyle.

- Glossy finishing in pearl white.
- Curved contour profile to match any interior or decor.
- Contemporary luminescent light as night light.

(Option to turn on/off the light: Continuously press the 'LED' button for 5 seconds on the remote controller.)

Seamless Elegance



Indoor Unit On/Off Switch

The unit can be conveniently started manually in the event the wireless remote controller is misplaced or the wireless remote controller batteries are not charged.



**GOOD DESIGN
AWARD 2015**

Malaysia



**Good
design**



**Won Good Design
Award 2015**

* Daikin Infinity™ Series has won the Japan and Malaysia Good Design Award 2015 in recognition of product design excellence, innovation and creativity.



BRC52B65

New Wireless Controller



**Elegant, Stylish,
Ergonomic...**

- Large LCD screen with back-light.
- Dedicated buttons for powerful and eco settings.
- LED button for de-activation of the air conditioner light for a good night's sleep.
- Glow-in-the-dark on/off button.



INFINITY Series

Highly Intelligent System with innovative features



Intelligent Sense

Daikin Infinity™ is equipped with a passive infrared sensor (PIR). PIR combines with the highly sophisticated algorithm control, Infinity's Intelligent Sense™ further extends its offer on both comfort and energy saving benefits.

Intelligent Sense™ with its infrared sensor able to make auto-adjustments on temperature, fan speed and air flow direction according to human activity level in a room. As a result, optimum comfort, spot cooling and energy wastage reduction can be achieved without the need to manually control the settings.



Intelligent Sense™ Angle & Distance

7 Meters

Better Indoor Air Quality,

INFINITY with **I-Guard**

Clean air

A sophisticated titanium apatite photo-catalytic air purification filter traps even microscopic airborne dust particles, absorbs organic contaminants such as bacteria and viruses and even breaks down odours.

Titanium Apatite Photocatalytic Air-Purifying Filter

Photocatalytic air purifying is a deodorising and antibacterial technology. Daikin was the first to apply this advance to the air-purifying filters used in air conditioners. Daikin's success has led manufacturers in various industries to adopt the technology for antibacterial products.

Titanium apatite is an advanced photocatalytic material with great adsorption power. While a filter's



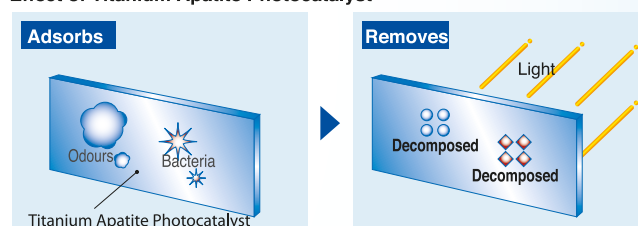
Titanium Apatite Photocatalytic Air-Purifying Filter

This filter is not a medical device. Benefits such as the adsorption and decomposition of bacteria are only effective for substances which are directly attached to the Titanium Apatite Photocatalytic Air-Purifying Filter.

micron-level fibres trap dust, titanium apatite effectively adsorbs and decomposes bacteria.

The photocatalyst is activated simply by exposure to light. This filter delivers consistent performance for approximately three years if it is washed with water once every six months.

Effect of Titanium Apatite Photocatalyst



Technology


High effectively to deactivate bacteria by damaging those microbial DNA and their surface structures by this advanced plasma technology

It emits massive positive and negative ions, and sterilize surrounding air with more effectively.

Infinity emits 100 times more ions than ionizer technology in the current market by using our advance i-plasma technology. Daikin Infinity ensures a clean and healthy environment lifestyle for you and your family.

Emit 100x more ions*
than Ionizer technology.

*positive + negative ions



I-Guard

1st Stage

Dust Collector

- Micron-level fiber

2nd Stage

Deodorizer

- Titanium Apatite
Photocatalytic
Air-Purifying Filter

3rd Stage

Air Sanitizer

- Advanced i-Plasma
Technology



Standard Series FTK-Q Series



Turbo Mode

This function is available in COOL and DRY modes. Upon activation, the unit will run to full power with the indoor fan running at high speed for 20 minutes. This will provide fast cooling during operation.

Self-Diagnosis System

The advanced Daikin Inverter System is an intelligent unit equipped with a self-diagnosis system that can detect and indicate malfunctions with LED lights blinking.

High Efficiency Hydrophilic Fin

The hydrophilic coated fin ensures the condensate water moves easily to the drain pan thus enhancing the cleanliness and lifespan of the cooling coil.

Smooth Air Distribution & Quiet Operation



- SCR motor (Silicon-Control Rectifier), voltage controlled speed provides better and smooth air flow swing.
- High efficiency X-FLOW fan provides smooth air flow and quiet operation.



Compact and Easy-To-Use Controller

- Prominent temperature display.
- Real-time clock display.
- Easily accessible buttons.



DGS01 Wireless Controller

Slim Wired Controller (Optional)

The unit also offers an optional wired controller upon your special requirement.

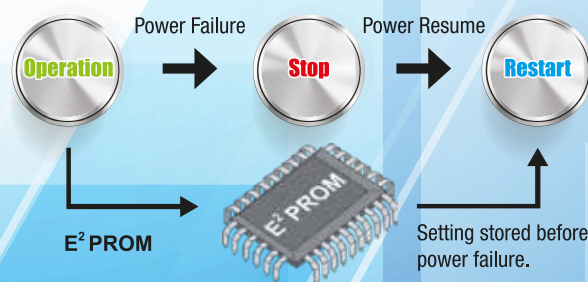
- Dedicated buttons for Quiet and Turbo functions.
- Key lock function.
- Real-time timer (7 days option, 2 events daily)



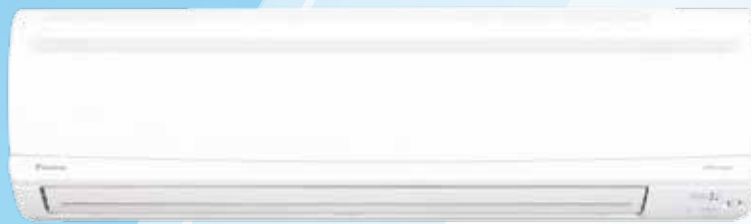
DSL8 Wired Controller

Auto Random Restart

In the event of a sudden power failure during operation, unit can be automatically restarted (subject to certain protection conditions) from last setting condition. This eliminates the need to restart manually after each power failure.

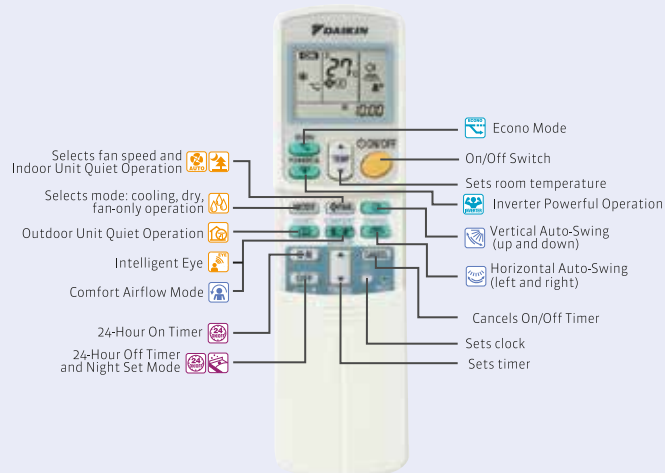


Standard Series FTKS-J Series



FTKS71/85JVMG9

Wireless Remote Controller
for FTKS71/85J



Intelligent Eye

Intelligent Eye prevents energy wastage by using its infrared sensor to detect human movement in a room. When there is no movement, Intelligent Eye increases the temperature by 2°C to give energy savings. This reduces energy wastage if, for example, you forget to turn off the air conditioner. This function can be conveniently activated from the remote controller.

Once Intelligent Eye is set, it continues to work to save energy. You do not need to push the SENSOR button each time you wish to use this function.



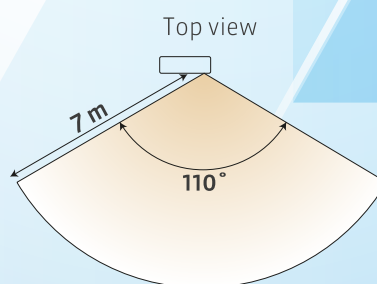
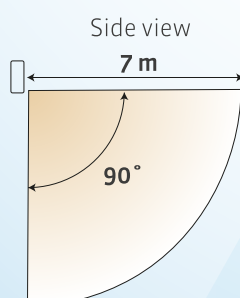
When you are in the room, the air conditioner maintains the set temperature.



If Intelligent Eye detects no human movement for 20 minutes, it automatically adjusts the set temperature by 2 C.



When you enter the room, Intelligent Eye automatically returns the temperature to the set level.



The Intelligent Eye indicator lights when movement is detected.

Intelligent Eye sensor

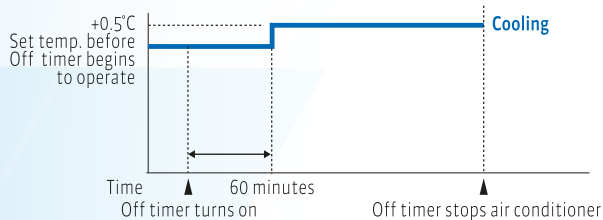
Inverter Powerful Operation

Inverter Powerful Operation boosts cooling performance for a 20-minute period. This is convenient both when you first turn on your air conditioner and when you want to quickly change the temperature during operation.



Night Set Mode

Pressing the Off timer button automatically selects Night Set Mode. This function prevents excessive cooling for a pleasant sleep. Room temperature is raised by 0.5°C after 60 minutes.

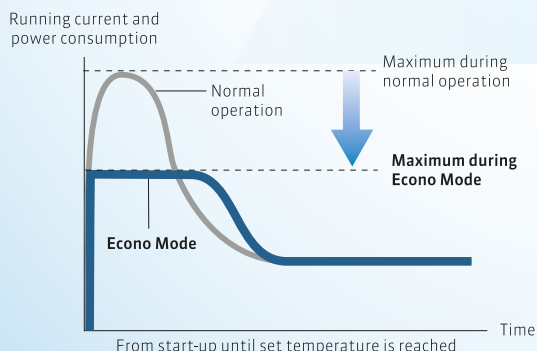


Cooling operation: Room temperature is raised by 0.5°C after 60 minutes.

Econo Mode

This function limits both the maximum running current and maximum power consumption. It is particularly effective if the cooling load is high, for example, at start-up or during large gatherings and periods of direct sunshine.

Econo Mode is also useful for preventing circuit breakers from being overloaded during temporary peaks in the running current. The function is easily activated from the remote controller by pushing the ECONO button.



- This diagram is a representation for illustrative purposes only.
- Maximum capacity decreases during Econo Mode, requiring more time to reach the set temperature.

Indoor Unit On/Off Switch

The unit can be conveniently started manually in the event the wireless remote controller is misplaced or the wireless remote controller batteries are not charged.



Indoor Unit On/Off Switch

Easy to Coordinate

Daikin has always focused on creating sleek, modern air conditioners that coordinate smoothly with any type of interior decor. This concept has taken a major step forward with the versatile grilleless flat panel design.



Wipe-Clean Flat Panel

Flat panel models can be cleaned instantly with a single wipe of a cloth across their smooth surface. If more thorough cleaning is required, the panel can also be easily removed from the unit.



Conventional Front Grille Design

Dust

1. Difficult to remove dust on the grille through wiping alone.
2. Reduced capacity due to increased suction resistance.
3. High sound pressure levels due to increased suction resistance.

Front grille design units collect dust on their air inlet grilles unless these grilles are cleaned regularly.

Specifications



■FTK-T & FTK-Q Series



MODEL		INDOOR	Wireless	FTK10TV1W	FTK15TV1W	FTK20TV1W	FTK25TV1W
			Wired	FTK10QV1L	FTK15QV1L	FTK20QV1L	FTK25QV1L
		OUTDOOR	FTK10QV1M	FTK15QV1M	FTK20QV1M	FTK25QV1M	
			RK10FV1	RK15FV1	RK20CV1	RK25CV1	
Rated Cooling Capacity (Min-Max)			Btu/hr	9,500 (4,400-10,200)	12,100 (4,400-13,000)	18,500 (4,700-21,200)	22,000 (5,800-23,000)
			kW	2.78 (1.29-2.99)	3.55 (1.29-3.81)	5.42 (1.40-6.21)	6.45 (1.70-6.74)
Total Power (Min-Max)			W	780 (280-990)	1,075 (290-1,390)	1,500 (295-2,050)	1,860 (300-2,000)
Total Current (Min-Max)			A	3.50 (1.61-5.38)	4.82 (1.67-6.51)	6.65 (1.52-9.02)	8.25 (1.56-8.83)
CSPF			Wh/Wh	4.74	4.81	4.94	5.43
Refrigerant Type and Control			R410A / Outdoor EXV				
Air Flow Rate			CFM	345	358	529	654
Power Source	Indoor		V/Ph/Hz	220-240 / 1/50			
Sound Pressure Level	Indoor (H/L/SL)		dBA	40 / 29 / 21	41 / 30 / 22	40/35/32	43/37/33
	Outdoor (H/Q)		dBA	45 / 41	46 / 41	51 / 44	51 / 44
Dimension (HxWxD)	Indoor	T Series	mm	297 X 890 X 210	297 X 890 X 210	320 X 1,172 X 242	320 X 1,172 X 242
		Q Series		288 X 859 X 209	288 X 859 X 209	310 X 1,124 X 237	310 X 1,124 X 237
	Outdoor			550 x 658 x 273	550 x 658 x 273	654 x 855 x 328	756 x 855 x 328
Unit Weight	Indoor		kg	9		14	
	Outdoor			24	26	37	44
Copper Pipe Size	Liquid		mm/in	6.35 / 1/4			
	Gas		mm/in	9.52 / 3/8	12.7 / 1/2	15.88 / 5/8	
Max. Piping Length			m	20	30		
Max. Height Difference				10			
Heat Insulation			Both Liquid and Gas Piping				
Energy Rating			4 Star				5 Star

1. DUE TO PRODUCT INNOVATION, ALL SPECIFICATION ARE SUBJECTED TO CHANGE BY THE MANUFACTURER WITHOUT PRIOR NOTICE.


2. ALL UNITS ARE BEING TESTED AND COMPLY TO ISO 5151.

3. NOMINAL COOLING CAPACITY ARE BASED ON THE CONDITIONS BELOW:

COOLING -27°C DB / 19°C WB INDOOR AND 35°C DB / 24°C WB OUTDOOR.

4. SOUND PRESSURE LEVELS ARE MEASURED IN ANECHOIC CHAMBER. DURING ACTUAL OPERATION, SOUND PRESSURE LEVEL WILL HIGHER AS A RESULT OF ROOM SPECIFICATION CONDITION.

■FTKS-J Series



Capacity	hp ⁵		3.0	3.5
	kW ⁵		71	85
Model	Indoor		FTKS71JVMG9	FTKS85JVMG9
	Outdoor		RKS71JVMG	RKS85JVMG
Rated Cooling Capacity (Min-Max)		Btu/hr	24,200 (9,200-29,700)	29,000 (10,200-33,100)
		kW	7.1 (2.7-8.7)	8.5 (3.0-9.7)
Rated Power Consumption		W	2,060	2,540
Rated Running Current		A	9.6-9.2-8.8	11.6-11.1-10.6
CSPF		Wh/Wh	5.64	-
Refrigerant Type and Control		Type	R410A/Outdoor EXV	
Air Flow Rate		CFM	766	812
Power Source		V/Ph/Hz	220-240/1/50	
Sound Pressure Level	Indoor (H/L/SL)	dBA	46/37/34	49/40/37
	Outdoor (H/SL)	dBA	52/49	55/52
Dimension (H X W X D)	Indoor	mm	340x1,200x240	
	Outdoor	mm	770x900x320	990x940x320
Unit Weight	Indoor	kg	17	
	Outdoor	kg	60	73
Copper Pipe Size	Liquid	mm/in	9.52 / 3/8	
	Gas	mm/in	15.88 / 5/8	
Max. Piping Length		m	30	
Max. Height Difference			15	20
Heat Insulation			Both Liquid and Gas Piping	
Energy Rating			5 Star	

1. DUE TO PRODUCT INNOVATION, ALL SPECIFICATION ARE SUBJECTED TO CHANGE BY THE MANUFACTURER WITHOUT PRIOR NOTICE.

2. ALL UNITS ARE BEING TESTED AND COMPLY TO INTERNATIONAL STANDARD ISO9001.

3. NOMINAL COOLING CAPACITY ARE BASED ON THE CONDITIONS BELOW:

COOLING -27°C DB / 19°C WB INDOOR AND 35°C DB / 24°C WB OUTDOOR.

4. SOUND PRESSURE LEVELS ARE MEASURED IN ANECHOIC CHAMBER. DURING ACTUAL OPERATION, SOUND PRESSURE LEVEL WILL HIGHER AS A RESULT OF ROOM SPECIFICATION CONDITION.

5. CAPACITY (hp) AND (kW) ARE FOR EASE OF REFERENCE ONLY.



Warning



- Ask a qualified installer or contractor to install this product. Do not try to install the product yourself. Improper installation can result in water or refrigerant leakage, electrical shock, fire or explosion.
- Use only those parts and accessories supplied or specified by Daikin. Ask a qualified installer or contractor to install those parts and accessories. Use of unauthorized parts and accessories or improper installation of parts and accessories can result in water or refrigerant leakage, electrical shock, fire or explosion.
- Read the user's manual carefully before using this product. The user's manual provides important safety instructions and warnings. Be sure to follow these instructions and warnings.

If you have any enquiries, please contact your local importer, distributor and/or retailer.

Cautions on product corrosion

1. Air conditioners should not be installed in areas where corrosive gases, such as acid gas or alkaline gas, are produced.
2. If the outdoor unit is to be installed close to the seashore, direct exposure to the sea breeze should be avoided. If you need to install the outdoor unit close to the seashore, contact your local distributor.

www.daikin.com.my

DAIKIN MALAYSIA SALES & SERVICE SDN. BHD.

(109719-M)

Call Centre: 1300-88-DAIKIN(324546)

Email: sales_enquiry@daikin.com.my, customer_service@daikin.com.my

Branches:	• Kedah	Tel: 04-730 5670	• Johor	Tel: 07-557 7788
	• Penang	Tel: 04-331 1670	• Pahang	Tel: 09-567 6778
	• Perak	Tel: 05-548 2307	• Kelantan	Tel: 09-747 4578
	• Negeri Sembilan	Tel: 06-768 8969	• Sabah	Tel: 088-722 194
	• Melaka	Tel: 06-288 1133	• Sarawak	Tel: 082-333 299

Authorized dealer: