


Modular Terminal Block

KTB2, KTB3 Series



Part Number Description

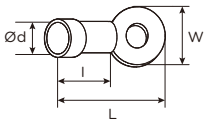
KTB ① - ②

① Description	2 : Modular Terminal Block & Accessory		3 : Two Level Modular terminal block (15A only)		
② Rated Current	010 : 10A	015 : 15A	025 : 25A	035 : 35A	
	060 : 60A	100 : 100A	200 : 200A	300 : 300A	
Separator	A10 : 10A	A15 : 15A	A25 : 25A	A35 : 35A	
	A60 : 60A	A100 : 100A	A200 : 200A	A300 : 300A	
Accessory	Cover	CVA : 10A	CVB : 15 ~ 35A	CVC : 60 ~ 100A	CVD : 200A CVE:300A
	Name Plate	PA : 10A	PB : 15A		
	Stopper	STA : 15mm	STB : 35mm	STC : 35mm (Plastic)	
	Channel	CHA : 10A 15mm 1m CHB : 15A Minimum Ø 35mm 1m		CHA-2M : 10A 15mm 2m CHB-2M : 15A Minimum Ø 35mm 2m	

General Specification

Description	KTB2-010	KTB2-015	KTB2-025	KTB2-035	KTB2-060	KTB2-100	KTB2-200	KTB2-300	KTB3-015
Rated Current	10A	15A	25A	35A	60A	100A	200A	300A	15A
Rated Voltage	Max. 600VAC								
Insulation Resistance	Min. 100MΩ								
Dielectric Strength	2,500VAC per 1 minute.								

Terminal












Description	KTB2-010	KTB2-015	KTB2-025	KTB2-035	KTB2-060	KTB2-100	KTB2-200	KTB2-300	KTB3-015
Terminal Bolt	M3.0	M3.5	M4.0		M6.0	M6.0	M10.0	M12.0	M3.5
W(mm)	6.6	6.8	8.7	9.6	12.4	16.5	24.5	29.0	6.8
L(mm)	20.0	20.0	27.0	27.0	30.0	45.5		55.5	20.0
l (mm)	8.0	8.0	14.0		14.5	20.5	20.5	25.5	8.0
d	Ø3.1	Ø3.6	Ø4.1		Ø6.1	Ø6.1	Ø10.1	Ø12.1	Ø3.6












Modular Terminal Block

KTB2, KTB3 Series

Product Selection

	Rated Current	Terminal Bolt	Part Number		Rated Current	Terminal Bolt	Part Number
	10A	M3.0	KTB2-010		60A	M6.0	KTB2-060
	15A	M3.5	KTB2-015		100A	M6.0	KTB2-100
	25A	M4.0	KTB2-025		200A	M10.0	KTB2-200
	35A	M4.0	KTB2-035		300A	M12.0	KTB2-300
					15A	M3.5	KTB3-015

Accessory

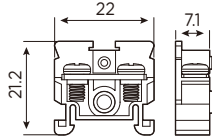
Channel		Separator	
KTB2-CHA (MAX. 10A) KTB2-CHA-2m	KTB2-CHB (Min. 15A) KTB2-CHB-2m	KTB2-A10 - A300	KTB3-A15
 15 mm	 35mm		
Stopper			
KTB2-STA (15mm)	KTB2-STB (35mm)	KTB2-STC (35mm-Plastic)	
			
Cover		Name Plate	Short Bar
KTB2-CVA (Max. 10A)	KTB2-CVB (15 - 35A) KTB2-CVC (60 - 100A) KTB2-CVD (200A) KTB2-CVE (300A)	KTB2-PA (10A) KTB2-PB (Min. 15A)	KTB2 - S1512 □ KTB2 - S2506 □ KTB2 - S3508 □
			
☐ Color : R(red), Y(yellow), K(black), B(blue)			

Dimension

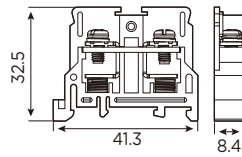
(mm)

KTB2 Series

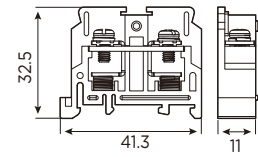
KTB2-010



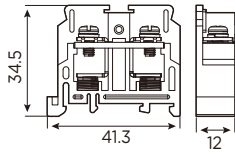
KTB2-015



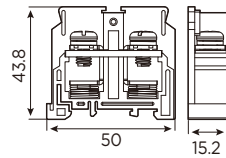
KTB2-025



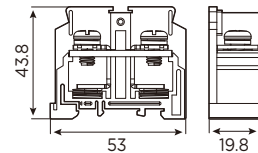
KTB2-035



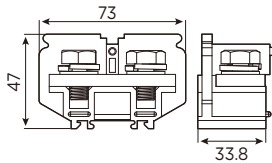
KTB2-060



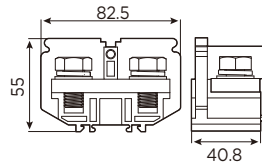
KTB2-100



KTB2-200

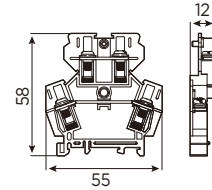


KTB2-300



KTB3 Series

KTB3-015(Two Level)




Option application notification

	KTB2-010	KTB2-015	KTB2-025	KTB2-035	KTB2-060	KTB2-100	KTB2-200	KTB2-300	KTB3-015
Channel	KTB2-CHA	KTB2-CHB							KTB2-CHB
Separator	KTB2-A10	KTB2-A15, A25	KTB2-A35	KTB2-A60	KTB2-A100	KTB2-A200	KTB2-A300	KTB3-A15	
Stopper	KTB2-STA	KTB2-STB, KTB2-STC					KTB2-STB	KTB2-STB	
Cover	KTB2-CVA	KTB2-CVB			KTB2-CVC		KTB2-CVD (Optional)	KTB2-CVE (Optional)	KTB2-CVB
Name Plate	KTB2-PA	KTB2-PB							KTB2-PB
Short Bar	KTB2-S1512 KTB2-S2506 KTB2-S3508								

Modular Terminal Block

KCT Series



Part Number Description

KCT - 1 2

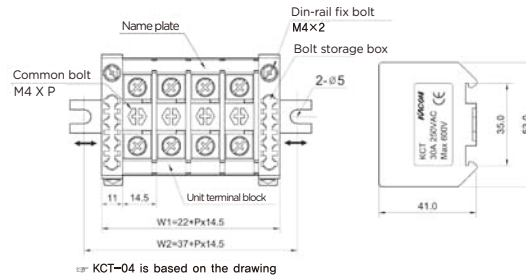
① Number of Poles	02 : 2pole	03 : 3pole	04 : 4pole	05 : 5pole	06 : 6pole	08 : 8pole
	10 : 10pole	12 : 12pole				
② Bolt Constitution	No mark : Standard		S : SUS Bolt			

General Specification

Rated Voltage	Max. 600V
Rated Current	30A 250VAC
Insulation Resistance	100MΩ 500VDC
Dielectric Strength	2500VAC per 1 minute.
Ambient Temperature	-20°C ~ +70°C (with no icing)

Dimension

(mm)



Number of Poles	2P	3P	4P	5P	6P	7P	8P	9P	10P	...
W1	51	65.5	80	94.5	109	123.5	138	152.5	167	...
W2	66	80.5	95	109.5	124	138.5	153	167.5	182	...