



Prestige

Ceiling Exposed Series










R22

FLH-1114-A

Ceiling Exposed Product Line Up

Product Line Up

TYPE OF REFRIGERANT R22	Indoor Model	Outdoor Model	Capacity Range
	<ul style="list-style-type: none"> • FL15/20/25EV1L 	 <p>R15CV1</p>  <p>R18/20CV1</p>	<p>1.5 - 2.5 hp</p>
	<ul style="list-style-type: none"> • FH15/20/25CBV1L • FH15/20/25CBV1M  <ul style="list-style-type: none"> • FH30CBV1L • FH30CBV1M  <ul style="list-style-type: none"> • FH40/50/61CBV1L • FH40/50/61CBV1M 	 <p>R25-30CV1</p>  <p>R35DV1 R40-61DY1</p>	<p>1.5 - 6.0 hp</p>



The intelligent creation with technology enhancement to save hassles after blackout. The smart choice for pleasure or business.

● Quiet Operation

Indoor noise level is kept at minimal by high efficient indoor fan.

● Excellent Air Distribution

The front louvers can be adjusted in four different directions giving you the control over the unit's air to suit your preferences.

● Last Memory

The unit restarts with the last restored setting when powers resumes.


● Auto Random Restart

It enables the unit to restart automatically at different intervals when power resumes after blackout.

● Built-In Starter

Protect air conditioner from overcurrent condition due to malfunctioning of internal parts. This will prolong the unit's lifespan as the unit will be protected from overcurrent.

** Applicable for models up to 2.5hp*



Superbly Quiet amazingly high Cooling Performer



FH-CB Series

Compact And Easy To Use Controller

- > Prominent temperature display.
- > Real time clock display.
- > Easily accessible buttons.
- > Come with wireless or wired controller.
- > Key lock function (DSL8 only)
- > Real-time timer (For DSL8 : 7 days option, 2 events daily)



DGS01
Wireless Controller



DSL8
Wired Controller

Strong and Robust

The unit is built of rust resistant material and robust part to ensure long lasting reliable service.

Automatic Up and Down Air Swing

The motorized louver enables the air flow to be evenly distributed. At the same time, negative ion can be released throughout the entire room, providing quality air.

** Applicable for FL-E Series only.*





FL-E Series

● Ceiling and Wall Installation Option

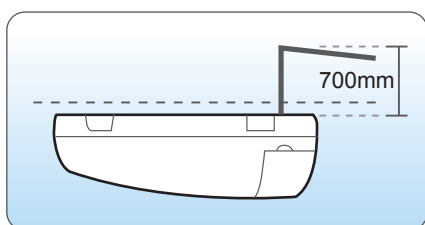
The Prestige III is uniquely designed with the option to install either below the ceiling or mounted at low wall position to suit any interior design requirement. * FL 15/20/25E only



* Wall bracket is supplied as optional item

● Drainage Solution (Optional for Ceiling Installation Only)

By installing the optional drain pump inside the unit, user does not need to worry of exposure of the drain pipe, which creates an unpleasant view. The drain pump comes with a high pump head and is incorporated with a float switch. * FL 15/20/25E only



● Negative Ion Generator (Optional)

The Negative Ion Generator increases the number of negative ions in the air-conditioning area, creating a refreshing environment resembling the nature itself.

* FL 15/20/25E only

Specifications - Prestige III

MODEL	INDOOR		FL15EV1L	FL20EV1L		FL25EV1L	
	OUTDOOR		R15CV1	R18CV1	R20CV1	R20CV1	R25CV1
TOTAL COOLING CAPACITY	Btu/hr		12,000	18,000	20,000	22,000	25,000
	kW		3.5	5.3	5.9	6.4	7.3
TOTAL POWER	W		1,288	1,830	2,066	2,065	2,484
TOTAL RUNNING CURRENT, 1Ø [3Ø]	A		5.8	8.1	9.1	9.1	13.2
EER	Btu/hr/W		9.32	9.84	9.73	10.65	10.06
POWER SOURCE	V/Ph/Hz		220 - 240 / 1 / 50				
REFRIGERANT TYPE/CONTROL			R22 / OUTDOOR CAP TUBE				
INDOOR AIR FLOW	CFM		508	520		580	
SOUND PRESSURE LEVEL	HIGH	dBA	48	48		50	
	LOW		41	43		46	
DIMENSION	INDOOR	(HXWXD) mm	218 x 1,080 x 630				
	OUTDOOR	(HXWXD) mm	543 x 700 x 250	654 x 855 x 328		756 x 855 x 328	
NET WEIGHT	INDOOR	kg	24				
	OUTDOOR	kg	28	43		50	
COPPER PIPE SIZE	Liquid (mm/inch)		6.35 / 1/4				
	Gas (mm/inch)		12.7 / 1/2				15.88 / 5/8

1) ALL SPECIFICATIONS ARE SUBJECT TO CHANGE BY THE MANUFACTURER WITHOUT PRIOR NOTICE.

2) ALL UNITS ARE BEING TESTED AND COMPLY TO ARI 210/240.

3) NOMINAL COOLING CAPACITY ARE BASED ON THE CONDITIONS BELOW:

COOLING - 27°C DB/19°C WB INDOOR AND 35°C DB/24°C WB OUTDOOR.

4) SOUND PRESSURE LEVELS ARE MEASURED IN SOUND ROOM.

Specifications - Prestige II

CEILING EXPOSED SERIES			WITH BUILT-IN STARTER					
MODEL	INDOOR	WIRELESS	FH15CBV1L	FH20CBV1L		FH25CBV1L		
		WIRED	FH15CBV1M	R15CV1	R20CV1	R20CV1	R25CV1	
TOTAL COOLING CAPACITY	Btu/hr		13,000	18,000	20,000	21,000	25,000	
	kW		3.8	5.3	5.9	6.2	7.3	
TOTAL POWER	W		1,201	1,818	2,044	2,064	2,774	
TOTAL RUNNING CURRENT, 1Ø [3Ø]	A		5.3	8.1	9.1	9.1	13.4	
EER	Btu/hr/W		10.82	9.9	9.78	10.17	9.01	
POWER SOURCE	V/Ph/Hz		220 - 240 / 1 / 50					
REFRIGERANT TYPE/CONTROL			R22 / OUTDOOR CAP TUBE					
INDOOR AIR FLOW	CFM		431	680		730		
SOUND PRESSURE LEVEL	HIGH	dBA	47	49		51		
	LOW		38	41		40		
DIMENSION	INDOOR	(HXWXD) mm	235 x 1,203 x 680					
	OUTDOOR	(HXWXD) mm	543 x 700 x 250	654 x 855 x 328		756 x 855 x 328		
NET WEIGHT	INDOOR	kg	32	39		41		
	OUTDOOR	kg	28	43		50		
COPPER PIPE SIZE	Liquid (mm/inch)		6.35 / 1/4					
	Gas (mm/inch)		12.7 / 1/2				15.88 / 5/8	

CEILING EXPOSED SERIES			WITHOUT BUILT-IN STARTER					
MODEL	INDOOR	WIRELESS	FH30CBV1L		FH40CBV1L		FH50CBV1L	FH61CBV1L
		WIRED	FH30CBV1M		FH40CBV1M		FH50CBV1M	FH61CBV1M
TOTAL COOLING CAPACITY	Btu/hr		28,000	30,000	35,000	40,000	50,000	61,000
	kW		8.2	8.8	10.3	11.7	14.7	17.9
TOTAL POWER	W		2,840	3,238	3,193	4,171	4,743	6,938
TOTAL RUNNING CURRENT, 1Ø [3Ø]	A		14.6	13.6	15.5	[6.3]	[8.3]	[10.8]
EER	Btu/hr/W		9.86	9.26	10.96	9.59	10.54	8.79
POWER SOURCE	V/Ph/Hz		220 - 240 / 1 / 50			380-415 / 3 / 50		
REFRIGERANT TYPE/CONTROL			R22 / INDOOR CAP TUBE					
INDOOR AIR FLOW	CFM		872		1,050		1,290	1,550
SOUND PRESSURE LEVEL	HIGH	dBA	49		49		54	56
	LOW		44		37		51	49
DIMENSION	INDOOR	(HXWXD) mm	235 x 1,553 x 680		235 x 1,903 x 680		285 x 1,903 x 680	
	OUTDOOR	(HXWXD) mm	756 x 855 x 328		852 x 1,030 x 400			
NET WEIGHT	INDOOR	kg	56		65		68	70
	OUTDOOR	kg	57		78	85	88	105
COPPER PIPE SIZE	Liquid (mm/inch)		9.52 / 3/8					
	Gas (mm/inch)		15.88 / 5/8		19.05 / 3/4			

1) ALL SPECIFICATIONS ARE SUBJECT TO CHANGE BY THE MANUFACTURER WITHOUT PRIOR NOTICE.

2) ALL UNITS ARE BEING TESTED AND COMPLY TO ARI 210/240.

3) NOMINAL COOLING CAPACITY ARE BASED ON THE CONDITIONS BELOW:

COOLING - 27°C DB/19°C WB INDOOR AND 35°C DB/24°C WB OUTDOOR.

4) SOUND PRESSURE LEVELS ARE MEASURED IN SOUND ROOM.

GA GROUP ASSOCIATED (C&L) SDN BHD (109719-M)

Branches:

- Penang Tel: 04-331 1670
- Pahang Tel: 09-567 6778
- Melaka Tel: 06-288 1133
- Sarawak Tel: 082-333 299
- Kedah Tel: 04-733 0235
- Johor Tel: 07-557 7788
- Perak Tel: 05-548 2307
- Sabah Tel: 088-722 194
- Negeri Sembilan Tel: 06-768 8969
- Kelantan Tel: 09-747 4678

Authorized dealer: