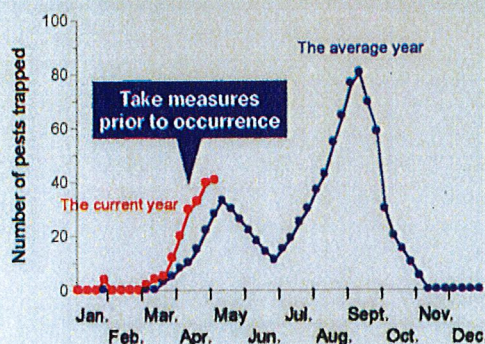


# Advantages of monitoring

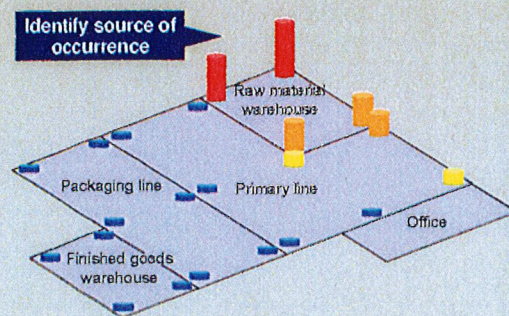
## 01. Forecasting timing of occurrences & Discovering early outbreaks



Prevalence of tobacco beetles in food processing plant after installation of NEW SERRICO® traps.

Enable to detect outbreaks and take measures prior to expansion of damage.

## 02. Understanding distribution of target pests



Distribution of tobacco beetle trapped with NEW SERRICO® in food processing plant. Each column indicates the number of insects trapped per trap.

Enable to identify source of occurrence.

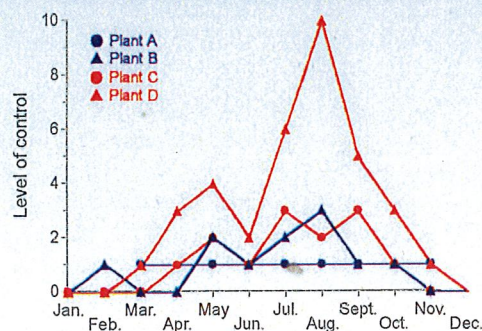
## 03. Comparing data before and after control

Location	Catches per trap		Effectiveness
	Before control	After control	
No. 1	19	0	100.0
No. 2	30	1	96.7
No. 3	77	3	96.1
No. 4	13	0	100.0
No. 5	20	10	50
All	141	14	88.6

Comparison data before and after control. The higher the effectiveness, the better the control.

Enable to assess effectiveness of pest control.

## 04. Comparing data between plants



Comparison data of control level of tobacco beetle between plants of a major manufacturer. The larger the control level value, the worse the control.

Enable to measure level of control.

\*All charts are created with data simulated under occurrences of cigarette beetles at food factories.