

RAN-GER®

AUTOMATION

SWING ARM

Quality

Reliability

Safety

Security



Control Panel



Backup Battery



Remote Control



Stopper & Bracket



Release Key

Always prefer a low voltage DC motor rather than a motor powered by 230 volts main supplied to avoid electric shock hazard. In case of power failure, uninterrupted service can only be possible by using 12 volts DC motor operated by Backup Battery.

RGA-222


TECHNICAL SPECIFICATIONS



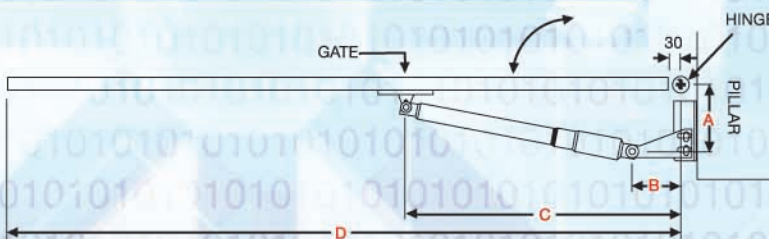
Folding Type



Swing Type

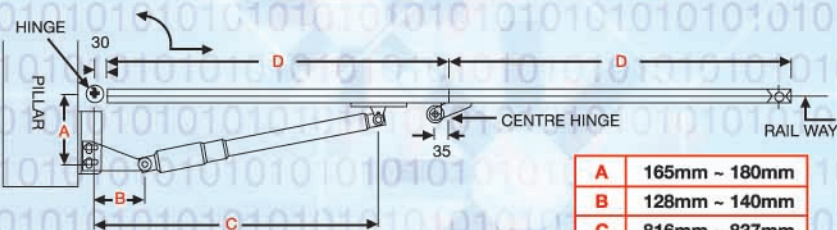


DIMENSION GUIDE TO CONSTRUCT A SWING GATE



A	165mm ~ 180mm
B	128mm ~ 140mm
C	816mm ~ 837mm
D	min 1000mm

DIMENSION GUIDE TO CONSTRUCT A FOLDING GATE



A	165mm ~ 180mm
B	128mm ~ 140mm
C	816mm ~ 837mm
D	min 1000mm

SWING TYPE AUTO-GATE

Model	: RGA-222
Driving Method	: Electro-mechanical screw driver piston type
Operating Voltage	: DC18V for normal speed DC12V for ending speed
Motor Output	: 15 watt per arm
Motor Amp.	: 2.1
Piston displace	: 32cm
Piston Speed	: 2.9cm / sec
Opening Speed	: 90° (10-12 sec.)
Back-up Battery	: 12 volt. 7AH Rechargeable
Safety Clutch	: Electric current sensing using Hi-Amp Auto-Reverse
Safety Barrier	: Infrared beam sensor (optional)
Electric Controller	: Micro-processor based
Temperature	: 0 to 80°C
Gear Box	: Three stages planetary reducer
Manual Operation	: Special released Key during power failure
Max. wrt of gate	: 400kg per wing with force adjustable
Max.length of gate	: 5 meter per wing

Authorized Distributor