



4G+ Cat6 AC1200 Wireless Dual Band Gigabit Router

Enjoy 4G+ Speed
Sharing Everywhere



Archer MR500



AC1200 Dual
Band Wi-Fi†



Full Gigabit
Ethernet Ports



MU-MIMO
Technology‡

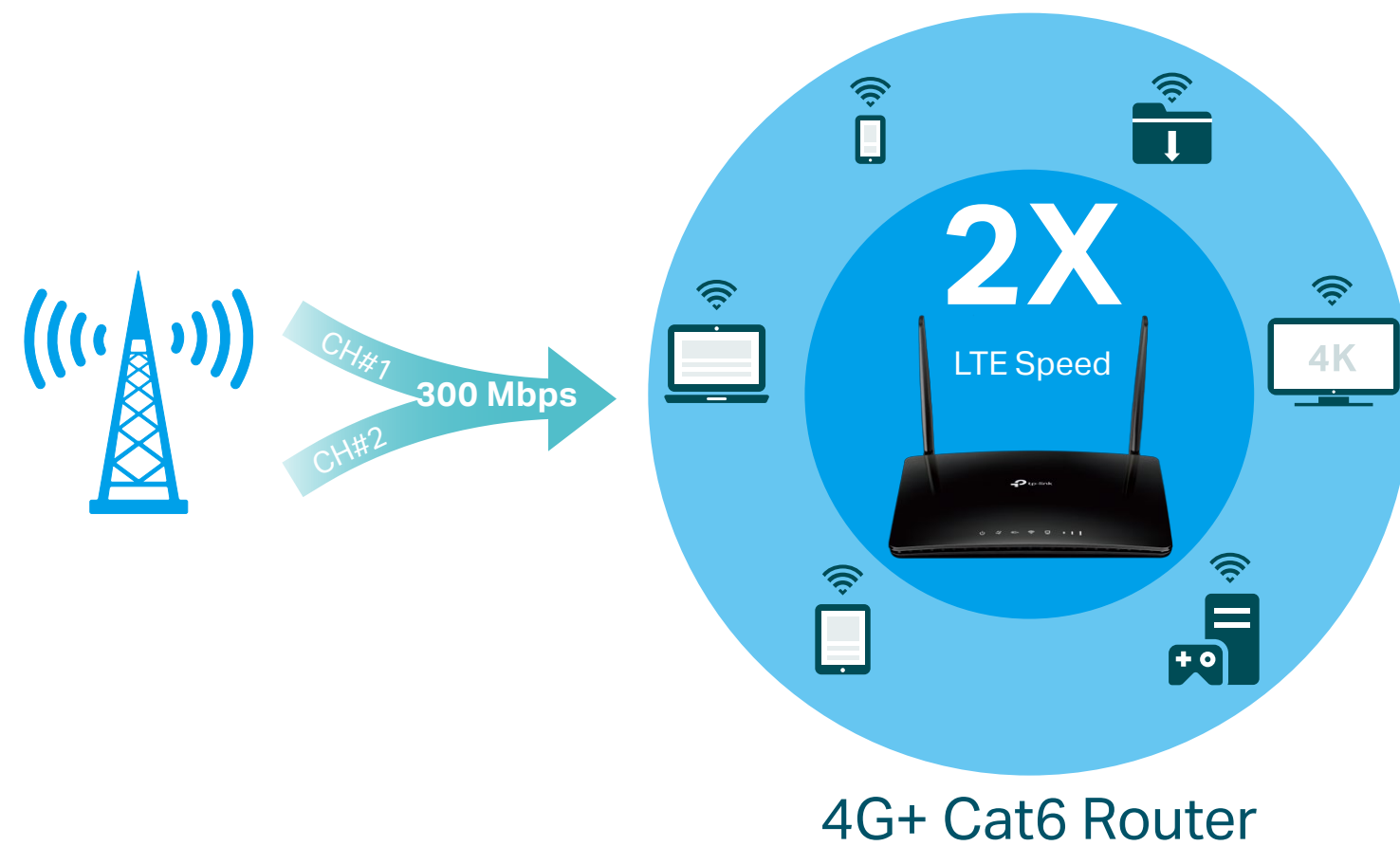


OneMesh™
Seamless Roaming§

Highlights

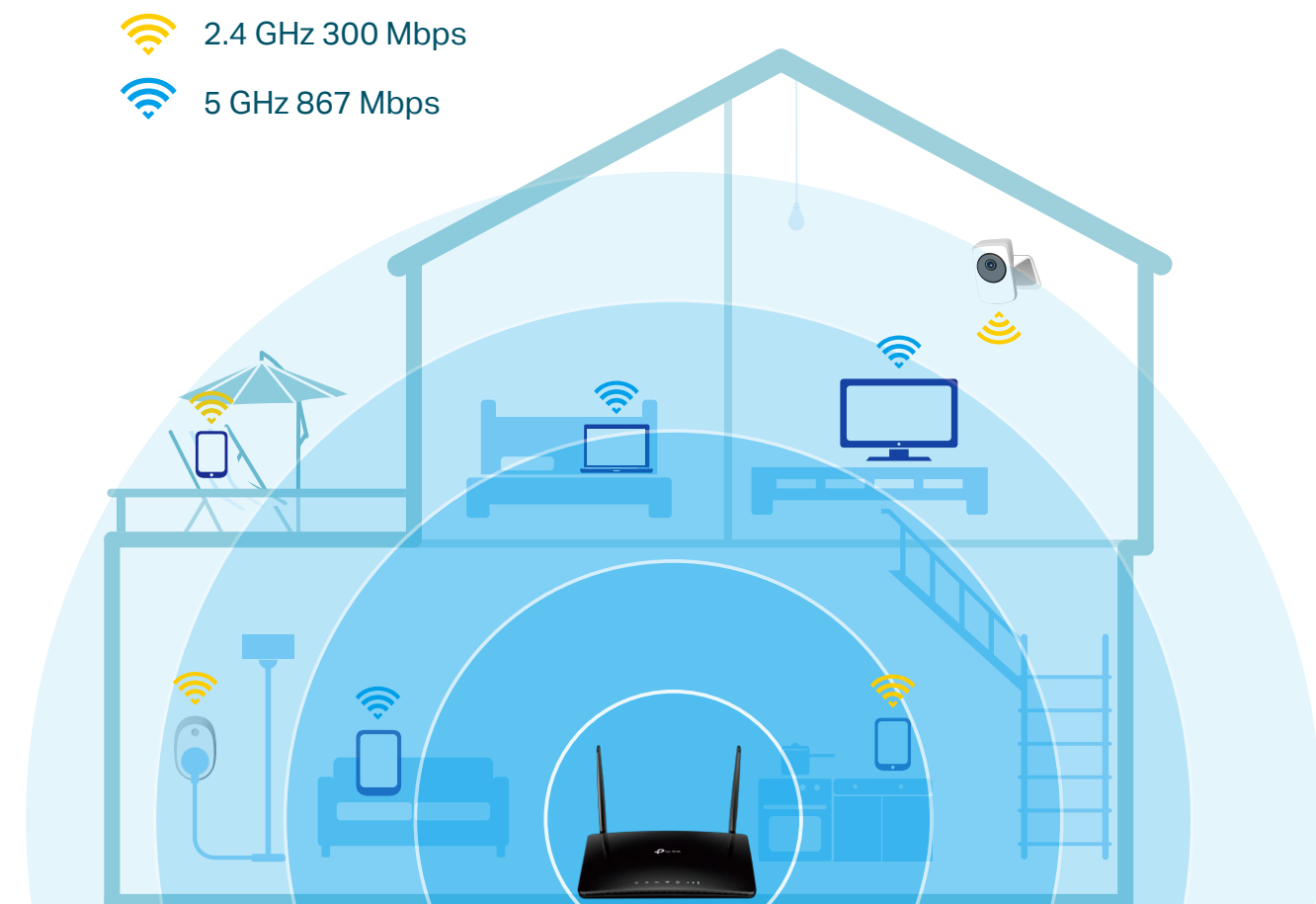
Fast 4G+ Mobile Broadband Speed

Supports the 4G+ Cat6, which uses Carrier Aggregation technology to boost LTE speeds, MR500 provides fast broadband speeds up to 300 Mbps as your reliable internet access. Plug your SIM card and enjoy HD movies without interruption, downloading files in seconds, and smooth online gaming.



Vast Wi-Fi Coverage Throughout Your Home

Beamforming concentrates signal towards your connected devices, Power Amplifier and Low Noise Amplifier boost sending and receiving capabilities, both of which boost the signal coverage. Hence MR500 creates a wide and strong AC1200 dual band Wi-Fi network throughout your home.



Highlights

MU-MIMO for Higher Efficiency


MU-MIMO technology serves multiple devices at once, reducing wait time, increasing Wi-Fi throughput for every device, and making each stream more efficient.†



More Devices, More Stability

Connect up to 64 wireless devices with ease, thanks to a powerful processor that boosts data transfer speeds while ensuring dependable network stability.†

**Up to
64
devices**




Powerful CPU

Highlights

Available WAN Connection

The gigabit WAN/LAN port enables MR500 to work as a traditional wireless router which is compatible with cable, fiber, and DSL modems. And when it's set as a wireless router, its 3G/4G connection works as a backup to provide a sustained and reliable internet connection for you.




Support TP-Link OneMesh™

Co-work with TP-Link OneMesh products, to provide a more flexible and cost-effective Mesh network with a single Wi-Fi name for seamless whole-home coverage.

*OneMesh Range Extender or Powerline Adapter sold separately.



Features




4G+ LTE

- 4G+ LTE – Ideal for cutting-edge 4G LTE Advanced network
- Backward Compatible – Compatible with 3G/4G network



Wi-Fi Speed

- Superior Wireless Speed – Combined wireless speeds up to 867 Mbps over 5 GHz, and 300 Mbps over 2.4 GHz
- 802.11 ac Standard– Provides a data transfer rate 3 times faster than 802.11n for each stream



Wi-Fi Range


- Great Coverage – Better coverage with integrated Wi-Fi omnidirectional antennas

Features



Reliability

- **Simultaneous Dual Band** – Separate Wi-Fi bands enable more devices to connect to your network without a drop in performance
- **Easy Bandwidth Management** – Advanced QoS makes it easier for you to manage the bandwidth of connected devices
- **Superior Stability** – Powerful processor enables you to connect up to 64 wireless devices with ease



Ease of Use

- **Intuitive Web UI** – Ensures quick and simple installation without hassle
- **Fast Encryption** – One-touch WPA wireless security encryption with the WPS button
- **Wi-Fi On/Off** – Conveniently turn on or off wireless radios as required
- **Hassle-free Management with Tether App** – Network management is made easy with the TP-Link Tether App, available on any Android and iOS device
- **Online Upgrade** – Keeps you informed of the latest firmware and allows online upgrade on the web UI



Security

- **Guest Network** – Keeps your main network secure by creating a separate network for friends and visitors
- **Access Control** – Establishes a whitelist or blacklist to allow or restrict certain devices to access the internet
- **Parental Controls** – Restrict internet access time and contents for children devices
- **Encryptions for Secure Network** – WPA-PSK and WPA2-PSK encryptions provide active protection against security threats


Specifications

Wireless

- Network Type
Compatible with majority of mobile operators and supports 4G/3G:
FDD-LTE: B1/B3/B5/B7/B8/B20/B28
(2100/1800/850/2600/900/800/700 MHz)
TDD-LTE: B38/B40/B41
(2600/2300/2500 MHz)
DC-HSPA+/HSPA/UMTS: B1/B3/B5/B8
(2100/850/900 MHz)
- Wireless Standards: IEEE 802.11a/n/ac 5 GHz, IEEE 802.11b/g/n 2.4 GHz
- Frequency: 2.4 GHz and 5 GHz
- Signal Rate: 300 Mbps at 2.4 GHz, 867 Mbps at 5 GHz
- EIRP (CE): < 20 dBm (2.4 GHz), < 23 dBm (5 GHz)
- Reception Sensitivity:
5 GHz: 11a 54M: -77 dBm
11ac HT20: -73 dBm
11ac HT40: -68 dBm
11ac HT80: -64 dBm
11n HT20: -77 dBm
11n HT40: -73 dBm
2.4 GHz: 11g 54M: -74 dBm
11n HT20: -72 dBm
11n HT40: -69 dBm
- Wireless Function: Enable/Disable Wireless Radio, Wireless Schedule, WMM, Wireless Statistics
- Wireless Security: 64/128-bit WEP, WPA/WPA2 Personal, WPA/WPA2 Enterprise

Hardware

- 4G+ Cat6: Download Speed 300 Mbps + Upload Speed 50 Mbps
- Wireless: 300 Mbps on 2.4 GHz + 867 Mbps on 5 GHz
- Antennas: 2 Detachable External LTE Antennas
- Ports: 1× Gigabit LAN/WAN Port + 3× Gigabit LAN Port
- Dimensions: 202 × 141 × 33.6 mm (7.95 × 5.55 × 1.32 in)



Specifications

Software

- Operating Modes: 3G/4G Router, Wireless Router
- WAN Type: Dynamic IP/Static IP/PPPoE/PPTP(Dual Access)/L2TP(Dual Access)
- DHCP: Server, DHCP Client List, Address Reservation
- Quality of Service: Bandwidth Control
- Port Forwarding: ALG, Virtual Server, Port Triggering, UPnP, DMZ
- Dynamic DNS: TP-Link, DynDns, NO-IP
- VPN Server: PPTP VPN, OpenVPN
- Security: DoS, IPv4 SPI Firewall, IPv6 Firewall, IP and MAC Address Binding, Access Control, Service Filtering
- Protocols: IPv4, IPv6
- Management: TP-Link Cloud, Local Management, Remote Management
- Administration: Upgrade Firmware, Factory Default, System Log, Diagnostic Tools
- Guest Network: 2.4 GHz Guest Network x 1, 5 GHz Guest Network x 1

Others

- Certification:
CE, RoHS
- Requirements:
Microsoft Windows 98SE/NT/2000/XP/Vista™/7/8/8.1/10, MAC OS, NetWare, UNIX or Linux
Internet Explorer 11, Firefox 12.0, Chrome 20.0, Safari 4.0, or other Java-enabled browser
Nano SIM Card
- Environment:
Operating Temperature: 0°C~40°C (32°F ~104°F)
Operating Humidity: 10%~90% non-condensing
Storage Humidity: 5%~90% non-condensing
- Package Contents
4G+ Cat6 300 Mbps LTE AC1200 Wireless Dual Band Gigabit Router Archer MR500
Power Adapter
RJ45 Ethernet Cable
Quick Installation Guide



For more information, please visit

https://www.tp-link.com/products/details/?model=Archer+MR500_V1

or scan the QR code left

Attention: This device may only be used indoors in all EU member states, EFTA countries and Northern Ireland.

Attention: This device may only be used indoors in Great Britain.

Specifications are subject to change without notice. TP-Link is a registered trademark of TP-Link Corporation Limited. Other brands and product names are trademarks or registered trademarks of their respective holders. Copyright ©2021 TP-Link Corporation Limited. All rights reserved.

*Maximum wireless signal rates are the physical rates derived from IEEE Standard 802.11 specifications. Actual wireless data throughput and wireless coverage, and number of connected devices are not guaranteed and will vary as a result of network conditions, client limitations, and environmental factors, including building materials, obstacles, volume and density of traffic, and client location.

†Use of MU-MIMO requires clients to also support MU-MIMO.

‡Seamless roaming is designed for devices that support the 802.11k/v standard.

©2021 TP-Link

www.tp-link.com