

Omada

Business Cloud SDN Solution

Omada EAP - Business Wi-Fi Series



Omada SDN Controller



EAP690E HD
EAP670
EAP660 HD

EAP653 / EAP650
EAP620 HD
EAP613 / EAP610



EAP655-Wall



EAP615-Wall
EAP235-Wall
EAP225-Wall



EAP650-Outdoor
EAP610-Outdoor



EAP265 HD
EAP245

EAP225 / EAP223
EAP115 / EAP110



EAP650-Wall




EAP230-Wall
EAP115-Wall










EAP225-Outdoor
EAP113-Outdoor
EAP110-Outdoor

EAP Product List

Ceiling Mount 802.11ax Wi-Fi 6E AP

Picture	
Model	EAP690E HD
Product	AXE11000 Ceiling Mount Quad-Band Wi-Fi 6E Access Point
Speed	2.4 GHz: 1148 Mbps, 5 GHz-1: 2402 Mbps, 5 GHz-2: 2402 Mbps, 6 GHz: 4804 Mbps
Ethernet Port	1x 10Gbps Ethernet Port
Power Supply	802.3bt PoE or 12V/4.5A DC
Internal Antennas	2.4 GHz: 4 × 4.0 dBi, 5 GHz-1: 4 × 5.0 dBi (Smart Antennas), 5 GHz-2: 4 × 5.5 dBi (Smart Antennas), 6 GHz: 4 × 5.0 dBi

Ceiling Mount 802.11ax Wi-Fi 6 AP

Picture							
Model	EAP670	EAP660 HD	EAP653	EAP650	EAP620 HD	EAP613	EAP610
Product	AX5400 Ceiling Mount Dual-Band Wi-Fi 6 Access Point	AX3600 Ceiling Mount Dual-Band Wi-Fi 6 Access Point	AX3000 Ceiling Mount Dual-Band Wi-Fi 6 Access Point	AX3000 Ceiling Mount Dual-Band Wi-Fi 6 Access Point	AX1800 Ceiling Mount Dual-Band Wi-Fi 6 Access Point	AX1800 Ceiling Mount Dual-Band Wi-Fi 6 Access Point	AX1800 Ceiling Mount Dual-Band Wi-Fi 6 Access Point
Speed	2.4 GHz: 574 Mbps 5 GHz: 4804 Mbps	2.4 GHz: 1148 Mbps 5 GHz: 2402 Mbps	2.4 GHz: 574 Mbps 5 GHz: 2402 Mbps	2.4 GHz: 574 Mbps 5 GHz: 2402 Mbps	2.4 GHz: 574 Mbps 5 GHz: 1201 Mbps	2.4 GHz: 574 Mbps 5 GHz: 1201 Mbps	2.4 GHz: 574 Mbps 5 GHz: 1201 Mbps
Ethernet Port	1x 2.5Gbps Ethernet Port	1x 2.5Gbps Ethernet Port	1x Gigabit Ethernet Port	1x Gigabit Ethernet Port	1x Gigabit Ethernet Port	1x Gigabit Ethernet Port	1x Gigabit Ethernet Port
Power Supply	802.3at PoE or 12V/1.5A DC	802.3at PoE or 12V/2A DC	V2: 48V Passive PoE or 802.3at PoE or 12V/1.2A DC PoE Adapter Is Not Included V1: EU: 48V Passive PoE or 802.3at PoE or 12V/1A DC US: 48V Passive PoE or 802.3at PoE or 12V/1.5A DC PoE Adapter Is Not Included	V2: 48V Passive PoE or 802.3at PoE or 12V/1.2A DC V1: EU: 48V Passive PoE or 802.3at PoE or 12V/1A DC US: 48V Passive PoE or 802.3at PoE or 12V/1.5A DC	V3: 48V Passive PoE or 802.3at PoE or 12V/1.5A DC V2: 48V Passive PoE or 802.3at PoE or 12V/1A DC	48V Passive PoE or 802.3at PoE or 12V/1A DC PoE Adapter Is Not Included	V3 & V1: 48V Passive PoE or 802.3at PoE or 12V/1A DC V2: 48V Passive PoE or 802.3at PoE or 12V/1.5A DC
Internal Antennas	2.4 GHz: 2x 4 dBi 5 GHz: 4x 5 dBi	2.4 GHz: 4x 4 dBi 5 GHz: 4x 5 dBi	V2: 2.4 GHz: 2x 3 dBi 5 GHz: 2x 5 dBi V1: 2.4 GHz: 2x 4 dBi 5 GHz: 2x 5 dBi	V2: 2.4 GHz: 2x 3 dBi 5 GHz: 2x 5 dBi V1: 2.4 GHz: 2x 4 dBi 5 GHz: 2x 5 dBi	2.4 GHz: 2x 4 dBi 5 GHz: 2x 5 dBi	2.4 GHz: 2x 4 dBi 5 GHz: 2x 5 dBi	2.4 GHz: 2x 4 dBi 5 GHz: 2x 5 dBi

Ceiling Mount 802.11ax Wi-Fi 6 AP

Model		EAP670	EAP660 HD	EAP653	EAP650	EAP620 HD	EAP613	EAP610
Name		AX5400 Ceiling Mount Dual-Band Wi-Fi 6 Access Point	AX3600 Ceiling Mount Dual-Band Wi-Fi 6 Access Point	AX3000 Ceiling Mount Dual-Band Wi-Fi 6 Access Point	AX3000 Ceiling Mount Dual-Band Wi-Fi 6 Access Point	AX1800 Ceiling Mount Dual-Band Wi-Fi 6 Access Point	AX1800 Ceiling Mount Dual-Band Wi-Fi 6 Access Point	AX1800 Ceiling Mount Dual-Band Wi-Fi 6 Access Point
Main Design	LAN Interfaces	1x 2.5Gbps Ethernet Port	1x 2.5Gbps Ethernet Port	1x Gigabit Ethernet Port	1x Gigabit Ethernet Port	1x Gigabit Ethernet Port	1x Gigabit Ethernet Port	1x Gigabit Ethernet Port
	Wi-Fi Standards	IEEE 802.11 a/b/g/n/ac/ax						
	Maximum Data Rate	574 Mbps (2.4 GHz) +4804 Mbps (5 GHz)	1148 Mbps (2.4 GHz) +2402 Mbps (5 GHz)	574 Mbps (2.4 GHz) +2402 Mbps (5 GHz)	574 Mbps (2.4 GHz) +2402 Mbps (5 GHz)	574 Mbps (2.4 GHz) +1201 Mbps (5 GHz)	574 Mbps (2.4 GHz) +1201 Mbps (5 GHz)	574 Mbps (2.4 GHz) +1201 Mbps (5 GHz)
	Wireless Client Capacity	250+	1000+	250+	250+	1000+	250+	250+
	Antennas	2.4 GHz: 2x 4 dBi 5 GHz: 4x 5 dBi	2.4 GHz: 4x 4 dBi 5 GHz: 4x 5 dBi	V2: 2.4 GHz: 2x 3 dBi 5 GHz: 2x 5 dBi V1: 2.4 GHz: 2x 4 dBi 5 GHz: 2x 5 dBi	V2: 2.4 GHz: 2x 3 dBi 5 GHz: 2x 5 dBi V1: 2.4 GHz: 2x 4 dBi 5 GHz: 2x 5 dBi	2.4 GHz: 2x 4 dBi 5 GHz: 2x 5 dBi	2.4 GHz: 2x 4 dBi 5 GHz: 2x 5 dBi	2.4 GHz: 2x 4 dBi 5 GHz: 2x 5 dBi
	Transmit Power	CE: < 20 dBm (2.4 GHz, EIRP); < 23 dBm (5 GHz, band 1&band 2, EIRP); < 30 dBm (5 GHz, band 3, EIRP); FCC: < 25 dBm (2.4 GHz); < 28 dBm (5 GHz)	CE: < 20 dBm (2.4GHz, EIRP); < 23dBm (5 GHz, band1&band 2, EIRP);< 30 dBm (5 GHz,band 3, EIRP); FCC: < 26 dBm (2.4 GHz); < 26 dBm (5 GHz)	V2: CE: < 20 dBm(2.4 GHz, EIRP); <23 dBm (5 GHz,band 1&band 2,EIRP); < 27 dBm(5 GHz, band 3,EIRP); FCC: < 24 dBm(2.4 GHz); < 25dBm (5 GHz) V1: CE: < 20 dBm (2.4 GHz, EIRP); < 23 dBm (5 GHz, band1&band 2, EIRP); < 27 dBm (5 GHz, band 3, EIRP); FCC: < 22 dBm (2.4 GHz); < 22 dBm (5 GHz)	V2: CE: < 20 dBm(2.4 GHz, EIRP); <23 dBm (5 GHz,band 1&band 2,EIRP); < 27 dBm(5 GHz, band 3,EIRP); FCC: < 24 dBm(2.4 GHz); < 25dBm (5 GHz) V1: CE: < 20 dBm (2.4 GHz, EIRP); < 23 dBm (5 GHz, band 1&band 2, EIRP); < 30 dBm (5 GHz, band 3, EIRP); FCC: < 25 dBm (2.4 GHz); < 25 dBm (5 GHz)	CE: < 20 dBm (2.4GHz, EIRP); < 23dBm (5 GHz, band1&band 2, EIRP);< 30 dBm (5 GHz,band 3, EIRP); FCC: < 25 dBm (2.4 GHz); < 25 dBm (5 GHz)	CE: < 20 dBm (2.4 GHz, EIRP); < 23 dBm (5 GHz, band 1&band 2, EIRP); < 30 dBm (5 GHz, band 3, EIRP); FCC: < 25 dBm (2.4 GHz); < 25 dBm (5 GHz)	CE: < 20 dBm (2.4 GHz, EIRP); < 23 dBm (5 GHz, band 1&band 2, EIRP); < 30 dBm (5 GHz, band 3, EIRP); FCC: < 25 dBm (2.4 GHz); < 25 dBm (5 GHz)
Centralized Management	Omada Software Controller	•						
	Omada Hardware Controller	•						
	Omada APP	•						
Security	Captive Portal Authentication	•						
	Access Control	•						
	Maximum number of MAC Filter	4000						
	Wireless Isolation between Clients	•						
	VLAN	•						
	Rogue AP Detection	•						
	Wireless Encryption	WPA-Personal/Enterprise, WPA2-Personal/Enterprise, WPA3-Personal/Enterprise						
802.1X Support	•							

Ceiling Mount 802.11ax Wi-Fi 6 AP

Model		EAP670	EAP660 HD	EAP653	EAP650	EAP620 HD	EAP613	EAP610
Wireless Function	Multiple SSIDs	16 (8 on each band)						
	Enable/Disable Wireless Radio	•						
	Enable/Disable SSID Broadcast	•						
	Guest Network	•						
	Automatic Channel Assignment	•						
	Transmit Power Control	Adjust transmit Power on dBm						
	QoS (WMM)	•						
	Seamless Roaming	•						
	Mesh	•						
	Beamforming	•						
	MU-MIMO	•						
	Rate Limit	Based on SSID/Client						
	Load Balance	•						
	Airtime Fairness	•						
	Band Steering	•						
	RADIUS Accounting	•						
	MAC Authentication	•						
	Reboot Schedule	•						
	Wireless Schedule	•						
	Wireless Statistics	•						
Static IP/Dynamic IP	•							
Support Data Rates	802.11ax	8 Mbps to 4804 Mbps (MCS0-MCS11, NSS = 1 to 4 HE20/40/80/160)	8 Mbps to 2402 Mbps (MCS0-MCS11, NSS = 1 to 4 HE20/40/80)	8 Mbps to 2402 Mbps (MCS0-MCS11, NSS = 1 to 2 HE20/40/80/160)	8 Mbps to 2402 Mbps (MCS0-MCS11, NSS = 1 to 2 HE20/40/80/160)	8 Mbps to 1201 Mbps (MCS0-MCS11, NSS = 1 to 2 HE20/40/80)	8 Mbps to 1201 Mbps (MCS0-MCS11, NSS = 1 to 2 HE20/40/80)	8 Mbps to 1201 Mbps (MCS0-MCS11, NSS = 1 to 2 HE20/40/80)
	802.11ac	6.5 Mbps to 4333.3 Mbps (MCS0-MCS11, NSS = 1 to 4 VHT20/40/80/160)	6.5 Mbps to 2166.7 Mbps (MCS0-MCS11, NSS = 1 to 4 VHT20/40/80)	6.5 Mbps to 2166.7 Mbps (MCS0-MCS11, NSS = 1 to 2 VHT20/40/80/160)	6.5 Mbps to 2166.7 Mbps (MCS0-MCS11, NSS = 1 to 2 VHT20/40/80/160)	6.5 Mbps to 1083.3 Mbps (MCS0-MCS11, NSS = 1 to 2 VHT20/40/80)	6.5 Mbps to 1083.3 Mbps (MCS0-MCS11, NSS = 1 to 2 VHT20/40/80)	6.5 Mbps to 1083.3 Mbps (MCS0-MCS11, NSS = 1 to 2 VHT20/40/80)
	802.11n	6.5 Mbps to 600 Mbps (MCS0-MCS31, HT20/40)	6.5 Mbps to 600 Mbps (MCS0-MCS31, HT20/40)	6.5 Mbps to 300 Mbps (MCS0-MCS15, HT20/40)	6.5 Mbps to 300 Mbps (MCS0-MCS15, HT20/40)	6.5 Mbps to 300 Mbps (MCS0-MCS15, HT20/40)	6.5 Mbps to 300 Mbps (MCS0-MCS15, HT20/40)	6.5 Mbps to 300 Mbps (MCS0-MCS15, HT20/40)
	802.11g	6, 9, 12, 18, 24, 36, 48, 54 Mbps						
	802.11b	1, 2, 5.5, 11 Mbps						
	802.11a	6, 9, 12, 18, 24, 36, 48, 54 Mbps						
Management	LED ON/OFF Control	•						
	Management MAC Access Control	•						
	Web-based Management	•						
	SNMP	v1, v2c, v3						
	SSH	•						
	Restore & Backup	•						
	Firmware update via Web	•						
	NTP	•						
	System Log	•						
Email Alerts	•							

Ceiling Mount 802.11ax Wi-Fi 6 AP

Model	EAP670	EAP660 HD	EAP653	EAP650	EAP620 HD	EAP613	EAP610		
Physical & Environment	Power Supply	802.3at PoE or 12V/1.5A DC	802.3at PoE or 12V/2A DC	V2: 48V Passive PoE or 802.3at PoE or 12V/1.2A DC PoE Adapter Is Not Included V1: EU: 48V Passive PoE or 802.3at PoE or 12V/1A DC US: 48V Passive PoE or 802.3at PoE or 12V/1.5A DC PoE Adapter Is Not Included	V2: 48V Passive PoE or 802.3at PoE or 12V/1.2A DC V1: EU: 48V Passive PoE or 802.3at PoE or 12V/1A DC US: 48V Passive PoE or 802.3at PoE or 12V/1.5A DC	V2: 48V Passive PoE or 802.3at PoE or 12V/1A DC V3: 48V Passive PoE or 802.3at PoE or 12V/1.5A DC	48V Passive PoE or 802.3at PoE or 12V/1A DC PoE Adapter Is Not Included	V1 & V3: 48V Passive PoE or 802.3at PoE or 12V/1A DC V2: 48V Passive PoE or 802.3at PoE or 12V/1.5A DC	
	Maximum Power Consumption	EU: 18.5 W (For PoE); 15 W (for DC) US: 19.8 W (For PoE); 17.8 W (for DC)	EU: 18.5 W (For PoE); 15 W (for DC) US: 22.5 W (For PoE); 18 W (for DC)	V2: EU: 13.3 W (For PoE); 11.8 W (for DC) US: 14.7 W (For PoE); 12.6 W (for DC) V1: EU: 13.07 W (For PoE); 11.76 W (for DC) US: 13.98 W (For PoE); 12.58 W (for DC)	V2: EU: 13.3 W (For PoE); 11.8 W (for DC) US: 14.7 W (For PoE); 12.6 W (for DC) V1: EU: 13.5 W (For PoE); 12.0 W (for DC) US: 14.7 W (For PoE); 13.25 W (for DC)	V2: EU: 12.8 W (For PoE); 10.8 W (for DC) US: 13.9 W (For PoE); 11.8 W (for DC) V3: EU: 14.4 W (For PoE); 13.1 W (for DC) US: 14.9 W (For PoE); 13.4 W (for DC)	EU: 10.6W (For PoE); 9.6W (for DC) US: 10.9W (For PoE); 9.8W (for DC)	V1: EU: 12.8 W (For PoE); 10.8 W (for DC) US: 13.9 W (For PoE); 11.8 W (for DC) V2: EU: 13.7 W (For PoE); 12.3 W (for DC) US: 14.2 W (For PoE); 12.8 W (for DC) V3: EU: 10.6W (For PoE); 9.6W (for DC) US: 10.9W (For PoE); 9.8W (for DC)	
	Reset	•							
	Mounting	Ceiling / Wall mouting (Kits included)		Ceiling / Wall mouting (Kits included) / Junction Box mouting					
Others	Certifications	CE, FCC, RoHS, IC							
	Dimensions (W x D x H)	243 x 243 x 64 mm	243 x 243 x 64 mm	160 x 160 x 33.6 mm	160 x 160 x 33.6 mm	160 x 160 x 33.6 mm	160 x 160 x 33.6 mm	160 x 160 x 33.6 mm	
	Environment	Operating Temperature: 0 °C–40 °C (32 °F–104 °F); Storage Temperature: -40 °C–70 °C (-40 °F–158 °F); Operating Humidity: 10%–90% non-condensing; Storage Humidity: 5%–90% non-condensing;							

Antenna Radiation Patterns

Ceiling Mount AP

EAP613 / EAP610

