

**CoolLED**<sup>®</sup>  
www.cooled.my

**lumiHU**  
LED High Bay



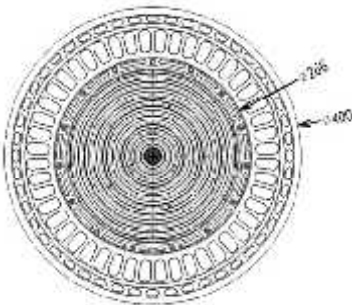
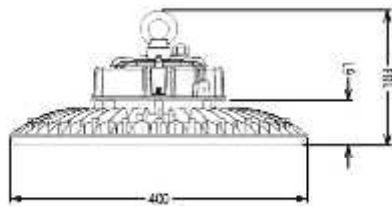
**APPLICATIONS:**

Warehouse, Factory, Shopping Mall, Car Park, Indoor Sports Center...

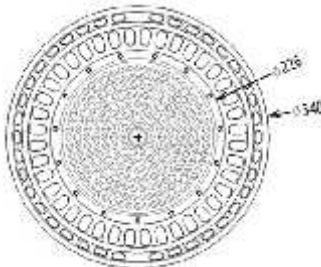
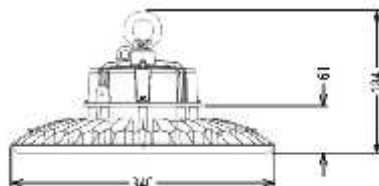
Part No	lumiHU26000C	lumiHU26000W	lumiHU20000C	lumiHU20000W	lumiHU13000C	lumiHU13000W
Correlated Color Temp $\pm$ 5%	Cool White 5700K	Warm White 3000K	Cool White 5700K	Warm White 3000K	Cool White 5700K	Warm White 3000K
CRI	Ra > 80 / R9 > 0					
Luminance $\pm$ 5%	26000 lumens	25000 lumens	20000 lumens	19000 lumens	13000 lumens	12350 lumens
Rated Wattage	215W		165W		105W	
Lumens per Watt	122	116	122	116	123	117
Input Power (AC)	180-277V 50/60Hz (100-277 50/60Hz optional)					
	240V @900mA		240V @690mA		240V @440mA	
Power Factor	> 0.95 @240VAC					
Working Temp	Ambient Temperature Max 50°C					
Projection Angle	60° / 90° / 120°					
Weight $\pm$ 5%	5200g		4200g		3100g	
Warranty	3 Years					
Waterproof Rating	IP65					

## Drawing (Unit: mm)

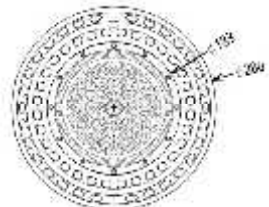
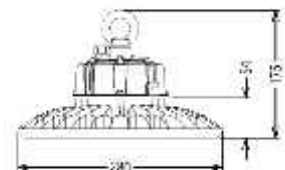
lumiHU26000



lumiHU20000



lumiHU13000



## Luminous Intensity Distribution Diagrams

