

Individual Swivelling Mechanism for greater flexibility and customisation

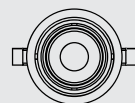


Single Round Unit

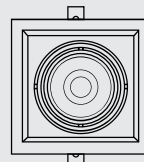
Rectangle Housing

	lumiBA Series Adjustable Downlight
CRI	Ra > 80 / R9 > 0
Input Power (DC)	180-265V 50/60Hz
Power Factor	> 0.9 @240VAC
Working Temp	Ambient Temperature Max 50°C
Projection Angle	38°
Remark	Ask fo TRIAC Dimming & Zigbee Wireless Dimming option

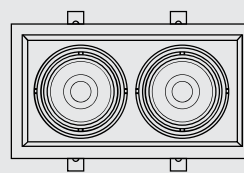
Adjustable Fitting Configuration



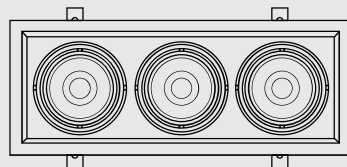
Single Round Fitting
Part No: HAR111S
Size: 170mm (Ø)
Opening: 155mm (Ø)
Weight: 500g



Single Square Fitting
Part No: HAR111SQ
Size: 175mm x 175mm
Opening: 155mm x 155mm
Weight: 500g



Double Fitting
Part No: HAR111D
Size: 325mm x 175mm
Opening: 305mm x 155mm
Weight: 1000g



Triple Fitting
Part No: HAR111T
Size: 475mm x 175mm
Opening: 455mm x 155mm
Weight: 1500g

Part No	Wattage	Colour Temp	Lumens	Lumens Per Watt	Input Power (AC)	Warranty
BA1500C	12	5700K	1500	125	240V @ 50mA	2 Years
BA1500N	12	4000K	1500	125		
BA1500W	12	3000K	1350	112		
BA3000C	27	5700K	3300	125	240V @ 116mA	
BA3000N	27	4000K	3300	125		
BA3000W	27	3000K	3000	112		

Note: * ± 10% Lux accuracy * Test environment @ 25°C *Specifications subject to change without prior notice.
* Product images are for illustraton purposes only.