

LHS 41: Small but high performance.

The medium size LHS 41 series air heaters cover an extremely wide application range. The small footprint enables easy integration in machines. The heater tube diameter of 50 mm allows passing sufficient air flow, also for high performance applications.

Air heater

LHS 41



Technical data

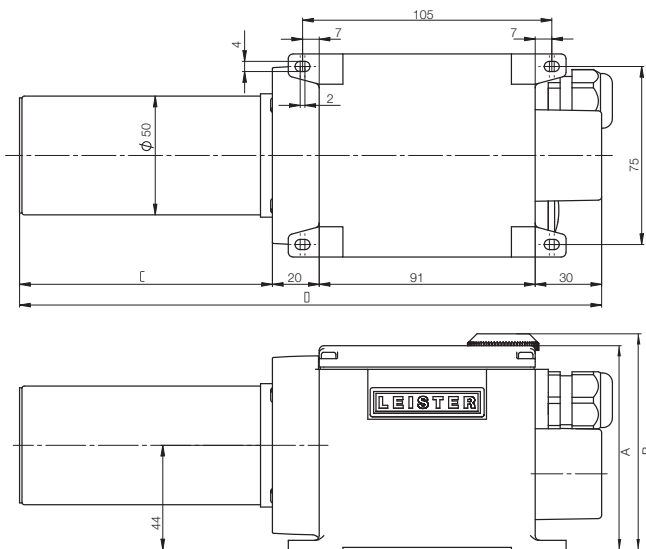
LHS 41S / 41L

		CLASSIC	PREMIUM	SYSTEM
Max. air outlet temperature	°C	600	650	650
Min. air flow acc. to graph page 35				
Max. air inlet temperature	°C	65	65	65
Max. ambient temperature	°C	80	80	80
Weight	kg	41S 0.85	0.85	0.85
		41L 0.95	0.95	0.95
Mark of conformity		CE	CE	CE
Protection classe II		□	□	□

Combination possibilities

- Leister air heater at maximum heat power and without nozzle with Leister blower at 50 Hz, 1.5 m hose length and unimpeded air outflow.
- Hot air temperature 3 mm after air outlet, measured at the hottest point.
- Air flow at 0 °C, 101.3 kPa compliant with DIN 1343.

Installation dimensions in mm



Type	A	B	C	D
LHS 41S CLASSIC	86	86	106	106
LHS 41L CLASSIC	86	86	136	275
LHS 41S PREMIUM	86	90	106	245
LHS 41L PREMIUM	86	90	136	275
LHS 41S SYSTEM	86	90	106	245
LHS 41L SYSTEM	86	90	136	275

Blower Type	Number LHS 41S x Power consumption kW	LHS 41S x Air flow l/min	LHS 41S Temperature °C
ROBUST	2 × 2.0	2 × 480	300
ROBUST	4 × 2.0	4 × 250	450
ROBUST	1 × 3.6	1 × 810	370
ROBUST	2 × 3.6	2 × 470	540
SILENCE	2 × 2.0	2 × 460	290
SILENCE	4 × 2.0	4 × 380	300
SILENCE	1 × 3.6	1 × 440	600
SILENCE	2 × 3.6	2 × 410	600
SILENCE	4 × 3.6	4 × 330	600
ASO	4 × 2.0	4 × 500	230
ASO	4 × 3.6	4 × 480	450
MONO	1 × 2.0	1 × 750	250
MONO	1 × 3.6	1 × 665	468

Blower Type	Number LHS 41L x Power consumption kW	LHS 41L x Air flow l/min	LHS 41L Temperature °C
ROBUST	2 × 2.0	2 × 510	310
ROBUST	4 × 2.0	4 × 270	470
ROBUST	1 × 4.0	1 × 810	390
ROBUST	2 × 4.0	2 × 450	560
SILENCE	2 × 2.0	2 × 453	320
SILENCE	4 × 2.0	4 × 368	330
SILENCE	1 × 4.0	1 × 410	620
SILENCE	2 × 4.0	2 × 400	620
SILENCE	4 × 4.0	4 × 330	630
ASO	4 × 2.0	4 × 500	270

Air flow and temperature values may deviate from those above based on the design of the entire hot air system (including nozzles, air hoses, environmental conditions).

LHS air heaters in a production line for drying insulating material.



Air heater

LHS 41 CLASSIC



Heating power not adjustable

Detection of heating element and device overheating with alarm output

Air heater

LHS 41 PREMIUM



Heating power steplessly adjustable with potentiometer

Protection against heating element and device overheating with alarm output

Air heater

LHS 41 SYSTEM



Heating power or temperature steplessly adjustable with potentiometer or remote control interface

Protection against heating element and device overheating with alarm output

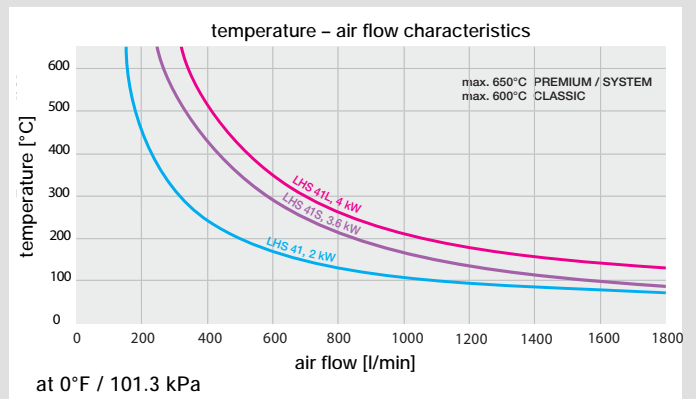
Remote control interface for external temperature controllers (Leister CSS, or PLC's)

Air Heaters

Order no.:

		CLASSIC	PREMIUM	SYSTEM
LHS 41S	2.0 kW / 120V	143.292	143.289	143.279
LHS 41S	2.0 kW / 230V	143.291	143.287	143.278
LHS 41S	3.6 kW / 230V	143.290	143.283	142.489
LHS 41L	2.0 kW / 400V	143.293	143.281	142.492
LHS 41L	4.4 kW / 400V	143.294	143.282	143.280

Contact a Leister sales partner in your region for professional advice and information on our other air heaters and blowers.





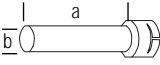

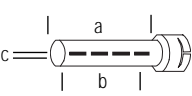
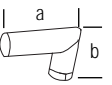

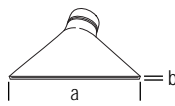

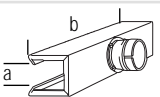
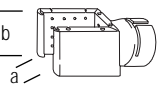
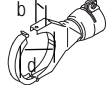
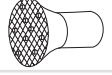




➔ Accessories page 37



Drying pills, mints and sweets and smoothing their coatings.

Accessories LHS Type 41 / LE 3300 (Ø 50 mm)

107.254		Flange connector, push-fit a = 70 mm	143.436		Adapter plates LHS 41 instead LE 3300 > LHS 41
122.332 122.924		Nozzle adapter a Ø 50 mm to b Ø 62 mm a Ø 50 mm to b Ø 37 mm	142.232		Adapter plates LHS 41 instead LHS 40 > LHS 41
107.255		Extension nozzle, push-fit (a x b) 160 x 36.5 mm	144.030 144.028 144.026		System Interface cable 1 m 3 m 5 m one end single wires, one end RJ45
105.950 107.257 105.955 105.952 105.956		Tubular nozzle, push-fit (a x b x c) 460 x 300 x 2 mm 590 x 420 x 1.7 mm 836 x 660 x 1 mm 900 x 800 x 0.9 mm 1000 x 820 x 0.9 mm			
107.256		Angled nozzle, push-fit (a x b) Ø 50 mm shank length 160 x 100 mm			
105.961 107.258		Wide slot nozzle, push-fit (a x b) 45 x 12 mm, length 350 mm 70 x 10 mm			
106.057 106.060 107.270 106.061		Wide slot nozzle, push-fit (a x b) 100 x 4 mm 150 x 6 mm 150 x 12 mm, with sieve insert 300 x 6 mm			
107.331		Hinged reflector, push-fit (d x b) 70 x 70 mm			
107.340		Shell reflector, push-fit (a x b) 45 x 250 mm			
107.327 107.333		Sieve reflector, push-fit (a x b) 85 x 85 mm 130 x 150 mm			
107.330		Hinged reflector, push-fit (d x b) 125 x 22 mm			
106.127		Sieve reflector, push-fit Ø 65 mm			
133.516		Thermo couple holder			
144.038		Compressed air connection			