



# Network Test Solutions



simplicity • visibility • collaboration



simplicity • visibility • collaboration



## Network Challenges

For professionals installing or maintaining today's complex and dynamic wired and wireless networks, knowing is the biggest challenge. Is there connectivity? Can the user or device access key services? Is the network delivering the right power? Is it the device or the network? Is it my fault or someone else's? How can I prove it?

## Our Solution

Built for wired and Wi-Fi networks, Handheld Network Test Solutions from NetAlly make the complex simple. We enable network professionals of varied skill levels to install, validate and troubleshoot access networks and the devices that connect to them.

### Simplicity



REDUCE COMPLEXITY  
ENSURE CONSISTENCY

- Eliminate wasted time with a simple, easy AutoTest, which makes novices more productive and experts more efficient
- Installation validation report provides proof of performance
- Standardized procedures ensure the job is done right, consistently

### Visibility



FOR EFFICIENT  
PROBLEM RESOLUTION

- See issues others cannot
- More people can solve more problems on their own
- Solve problems with fewer tools
- Faster Mean Time to Resolution

### Collaboration



CONNECTING  
FRONTLINE PERSONNEL  
WITH REMOTE EXPERTS

- Facilitating collaboration speeds problem resolution and frees up team resources
- Automated documentation speeds future projects and troubleshooting
- Easy report generation and sharing stops finger-pointing

**More people can solve more problems and get more done - faster - freeing up resources and improving the efficiency of the entire team.**

# Wired Solutions

## LinkSprinter® POCKET NETWORK TESTER

A 10-second, simple network connectivity test on copper Ethernet links;  
Ideal for frontline/helpdesk staff

- Discover nearest switch name and port information via CDP/LLDP/EDP for your managed switches
- Validate Power over Ethernet (PoE) voltage from power sourcing equipment according to 802.3af/at standard
- View detailed test results on your mobile device over LinkSprinter's built-in Wi-Fi hotspot
- Automate reporting and enable collaboration with result upload and management via Link-Live Cloud Service

MODELS: LSPRNTR-300 • LSPRNTR-300-5PK • LSPRNTR-300-10PK



## LinkRunner® AT NETWORK AUTOTESTER

Test and validate copper and fiber Ethernet connectivity in less than 10 seconds

- Discover nearest switch name and port information via CDP/LLDP/EDP for your managed switches
- View TruePower™ loaded PoE test for up to 30W 802.3af/at PSE
- Verify twisted-pair Ethernet cable length and wiremap
- Automate reporting and enable collaboration with result upload and management via Link-Live Cloud Service

MODELS: LRAT-1000 • LRAT-2000 • LRAT-2000-KIT • ACKG2-LRAT2000

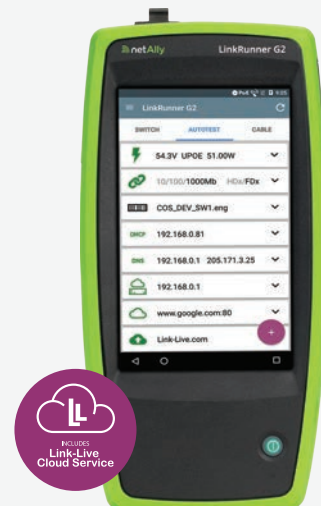


## LinkRunner® G2 SMART NETWORK TESTER

Enhanced AutoTest diagnostics for configuration and validation of copper and fiber Ethernet networks and devices

- Discover VLANs, nearest switch name, and port information via CDP/LLDP/EDP for your managed switches
- View TruePower™ loaded 4-pair PoE test for up to 90W and 802.3bt PSE
- Install and run your favorite Android apps for speed tests, device configuration, and workflow management with Android-based OS with smartphone-like features
- Automate reporting and enable collaboration with result upload and management via Link-Live Cloud Service

MODELS: LR-G2 • LR-G2-KIT • LR-G2-5PK • LR-G2-ACKG2-CBO



# Wired / Wireless Solutions

## OneTouch™ AT G2 & 10G NETWORK ASSISTANT

All-in-one Ethernet and Wi-Fi Network AutoTest that validates network connectivity, plus performance, and finds common problems with the simple push of a button; for senior technicians and engineers

- Configure the modular OneTouch with either a wired/wireless option to 1G on copper/fiber or wired only option to test up to 10G
- Discover networks and network devices, quick rogue hunting and problem isolation
- Control the OneTouch remotely, capture packets, and perform in-line VoIP analysis
- Automate reporting and enable collaboration with result upload and management via Link-Live Cloud Service

MODELS: 1TG2-3000 • 1T10G-1000 • 1TG2-3000-2PAK • 1TG2-1T10G-CBO



## AirCheck™ G2 WI-FI TESTER

One-button AutoTest quickly provides a pass/fail indication of the Wi-Fi environment and identifies common problems

- Test the most common Wi-Fi standards, including 802.11ax, with a rugged, handheld, purpose-built wireless tester
- View test results including network availability, connectivity, utilization, throughput, security settings, rogue hunting, and interference detection
- Troubleshoot quickly with accuracy, thereby reducing the time to resolution
- Automate reporting and enable collaboration with result upload and management via Link-Live Cloud Service

MODELS: AIRCHECK G2 • AIRCHECK-G2-KIT • AIRCHECKG2-TA-KT • LR-G2-ACKG2-CBO



## Link-Live™ COMPLIMENTARY CLOUD SERVICE

Unified results, reporting and data management cloud portal for NetAlly Handheld Network Testers enabling collaboration across your entire team

- Automate and secure results upload plus comment tagging from LinkSprinter, LinkRunner, AirCheck G2, and OneTouch
- Update firmware and manage test result notification
- Download Android applications on the Link-Live app store for Netally Handheld Testers with Android OS
- Manage an unlimited number of testers, results, users, folders, organizations, images, and reports
- An available API to seamlessly retrieve data to corporate system, such as trouble-ticket or network management system.





# Wireless Solutions

## AirMagnet® WiFi Analyzer Pro

Real-time, accurate, independent and reliable analysis of 802.11a/b/g/n/ac wireless networks without missing any traffic

- Obtain details on wireless network connectivity, Wi-Fi signal strength, wireless network performance, roaming, interference and wireless network security issues using the AirWISE® intelligence engine
- Perform testing independent of network infrastructure; no AP downtime
- Provide users with the complete inventory of devices, including APs, clients and smart devices that are operating in the environment
- Focus on top issues that need immediate attention with the easy-to-read dashboard that provides a live snapshot into the overall health of the wireless network

MODELS: AM/A1480 • AM/A1490 • AM/A1481G • AM/A1150G

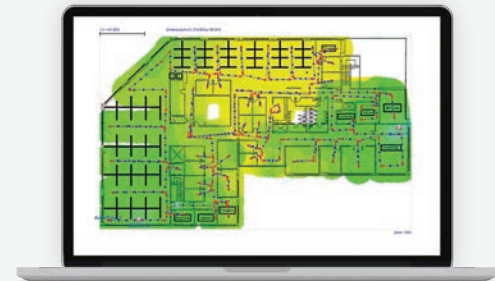


## AirMagnet® Survey Pro

Design and deploy wireless 802.11a/b/g/n/ac LANs for optimal performance, security and compliance with comprehensive wireless site survey software

- Design and deploy indoor and outdoor wireless LANs correctly the first time, preventing costly rework and user complaints
- Collect real-world data by performing true end-user experience (wireless LAN throughput, data rates, retries, losses) measurements
- Perform wireless performance and spectrum analysis surveys in a single walk through
- Verify network readiness for Voice over Wi-Fi and Locations Services

MODELS: AM/A4018G • AM/A1480 • AM/A1490 • AM/A1481G • AM/A1580

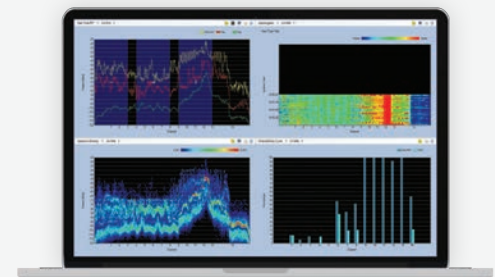


## AirMagnet® Spectrum XT

Proactively identify and locate any radio frequency (RF) interference source impacting Wi-Fi network performance

- Minimize interference troubleshooting by not having to manually match classification patterns
- Locate any Wi-Fi or non-Wi-Fi interference sources operating in the RF environment with built-in “device locator tool”
- Prioritize Wi-Fi interference troubleshooting activities and reduce time to locate and fix wireless network issues
- Secure the Wi-Fi network by verifying “no Wi-Fi zones” and detecting intentional RF interference

MODELS: AM/B4070 • AM/A1480 • AM/A1490 • AM/A1580



# Product Selection Guide

| Wired Solutions          | LinkSprinter | LinkRunner AT | LinkRunner G2    | OneTouch AT G2   | OneTouch AT 10G  |
|--------------------------|--------------|---------------|------------------|------------------|------------------|
| Copper                   | Up to 1 Gbps | Up to 1 Gbps  | Up to 1 Gbps     | Up to 1 Gbps     | Up to 10 Gbps    |
| Fiber                    |              | Up to 1 Gbps  | Up to 1 Gbps     | Up to 1 Gbps     | Up to 10 Gbps    |
| Wi-Fi Test               |              |               |                  | •                |                  |
| PoE Test                 | Voltage only | Up to 30W     | Up to 90W        | Up to 30W        | TruePower™       |
| Default Gateway, DNS, IP | 1 IP Target  | 10 IP Target  | Unlimited Target | Unlimited Target | Unlimited Target |
| Open/Short/Length Cable  | •            | •             | •                | •                | •                |
| Wiremap and Toner        |              | •             | •                | •                |                  |
| Network Path Discovery   |              |               |                  | •                | •                |
| Packet Capture           |              |               | •                | •                | •                |
| Remote View/Control      |              |               | Android Apps     | •                | •                |

| Wireless Solutions            | OneTouch AT G2 | AirCheck G2 | Wi-Fi Analyzer PRO | Survey PRO  | Spectrum XT |
|-------------------------------|----------------|-------------|--------------------|-------------|-------------|
| Ethernet Support              | •              | •           |                    |             |             |
| Wi-Fi 802.11a/b/g/n/ac        | •              | •           | •                  | •           | •           |
| Wi-Fi 802.11ax                |                | •           |                    |             |             |
| Wi-Fi Connection Test         | •              | •           | •                  | •           |             |
| Wi-Fi Roaming Test            | •              | •           | •                  | •           |             |
| Discovery – SSID, AP, Clients | •              | •           | •                  | SSIDs & APs | Optional    |
| Identify Interferers          | •              | •           | Optional           | Optional    | •           |
| Packet Captures               | •              | •           | •                  |             |             |
| Packet Analysis               |                |             | •                  |             |             |
| AP and Client Locate          | •              | •           | •                  | •           | Optional    |
| Non-Wi-Fi Interferer Locate   | •              | •           |                    | Optional    | •           |
| iPerf Performance Test        | •              | •           | •                  | •           |             |
| Voice over Wi-Fi Analysis     | •              |             | •                  | •           |             |
| AirWISE® Intelligence         |                |             | •                  | •           |             |
| Full Wi-Fi Spectrum Analysis  |                |             |                    |             | •           |
| Wi-Fi Heatmaps                |                |             |                    | •           |             |
| Wi-Fi Planning and Design     |                |             |                    | •           |             |

## AllyCare Support for Your Products

AllyCare support membership offers extended maintenance and support for our Network Test Solutions. In addition, your registered equipment will always be up-to-date with the latest software releases.

[netally.com/products](https://netally.com/products)