

Antistatic polyurethane hose, medium-heavy, microbe resistant, flame-resistant

Application

- flexible hose/ ducting for abrasive powder, bulk material, granulate and for gases
- printed circuit board drilling machine (PCB)
- offset printing machine: air supply, air supply cabinet
- air supply: UV dryer, IR dryer
- extraction unit, dedusting system, filter system, oil mist extraction
- chemical industry: chemical vapours, vapour return hose at loading arm, paint steam, spray mist extraction
- explosion hazard area
- textile industry, fiber extraction: spinning machine, knitting machine, weaving loom machine
- animal stall, animal shed: barn ventilation
- clean room ventilation, semiconductor production machine
- compressor, side channel blower, vacuum pump, pressure pump, pump
- surface preparation: shot blasting/ sand blasting recovery e.g. at blasting chamber, ship yard, stripping machine, flooring preparation machine, grinding machine
- municipal vehicle: sweeper, sweeping machine

- municipal vehicle: lawn mower, slope mower, leaf blower/ leaf collector
- scrubber, floor cleaning machine
- heating hose: exterior hose as protection hose

Properties

- medium-heavy duty
- highly abrasion resistant
- microbe resistant
- good resistance to oil, gasoline and chemicals
- very good low temperature flexibility
- flame-retardant according to: UL94-V2 & DIN 4102-B1
- permanently antistatic wall: according to ISO 8031 electrical and surface resistance $<10^9 \Omega$ (according to TRGS 727 $<2,5 \cdot 10^8 \Omega \cdot m$ and NFPA 652 $10^8-10^9 \Omega$)
- in accordance with ATEX 2014/34/EU (1999/92/EC) and German TRGS 727: pneumatic transport of flammable dusts and bulk materials (Zone 20, 21, 22 inside), aspiration of combustible dusts (Zone 22 inside),
- in accordance with ATEX 2014/34/EU (1999/92/EC) and German TRGS 727: for conveying for flammable liquids (inside zone 0, 1, 2), for conveying for non-flammable liquids, for use in zone 1 and 2 (gases), for use in zone 0 (gases)
- conforms to the safety regulations of the German Wood Trade Association

- according to DIN 26057 Type 2
- conforms to RoHS guideline
- REACH according to --> Technology / Technical Information / REACH

Temperature Range

- 40°C to 90°C
- short time to 125°C

Design

- AIRDUC® profile hose
- spring steel wire firmly embedded in wall
- wall: permanently antistatic premium ester-polyurethane (Pre-PUR®)
- wall thickness 0,7 mm approx.

Delivery variants

- further diameters and lengths available on request
- transparent (standard)
- special colours: full coloured
- customer-specific branding

I.D.	outer Ø	Pressure DIN 26057 (50% Elongation)	Vacuum DIN 26057 (axially fixed)	Bending Radius	Weight	Dimensions in Stock	Production Lengths	Order No.
(in / mm)	(mm)	(bar)	(bar)	(mm)	(kg/m)	(m)	(m)	
1 / 25	32.00	2,445 (5,45)	0,755 (1,00)	23.00	0.19	10	5 15	350-0025-1002
- / 30	37.00	2,055 (4,57)	0,630 (1,00)	26.00	0.25	10	5 15	350-0030-1002
1,25 / 32	39.00	1,930 (4,29)	0,590 (1,00)	27.00	0.27	10	5 15	350-0032-1002
1,5 / 38	45.00	1,635 (3,64)	0,495 (1,00)	31.00	0.31	10 15	5	350-0038-1002
- / 40	47.00	1,555 (3,46)	0,470 (1,00)	32.00	0.33	10 15	5	350-0040-1002
1,75 / 44-45	52.00	1,390 (3,08)	0,420 (1,00)	35.00	0.37	10	5 15	350-0045-1002
2 / 50-51	57.00	1,250 (2,78)	0,380 (1,00)	38.00	0.40	5 10 15	-	350-0050-1002
- / 55	62.00	1,140 (2,53)	0,345 (0,99)	41.00	0.44	10	5 15	350-0055-1002
2,36 / 60	67.00	1,050 (2,33)	0,315 (0,83)	44.00	0.48	10 15	5	350-0060-1002
2,5 / 63-65	70.00	0,970 (2,15)	0,290 (0,71)	47.00	0.52	10	5 15	350-0065-1002
- / 70	77.00	0,900 (2,00)	0,185 (0,83)	50.00	0.56	10	5 15	350-0070-1002


Overpressure and underpressure are recommended threshold operating values, products can be subjected to higher loads upon request. The bending radius is measured through the inside of the hose arch. The right to make technical modifications is reserved. All values determined at 20°C and are approx. data.




I.D.	outer Ø	Pressure DIN 26057 (50% Elongation)	Vacuum DIN 26057 (axially fixed)	Bending Radius	Weight	Dimensions in Stock	Production Lengths	Order No.
(in / mm)	(mm)	(bar)	(bar)	(mm)	(kg/m)	(m)	(m)	
3 / 75-76	82.00	0,840 (1,87)	0,175 (0,72)	53.00	0.59	10 15	5	350-0075-1002
- / 80	87.00	0,790 (1,75)	0,160 (0,64)	56.00	0.64	5 10 15	-	350-0080-1002
3,5 / 89-90	97.00	0,705 (1,56)	0,145 (0,51)	62.00	0.72	10	5 15	350-0090-1002
4 / 100-102	107.00	0,635 (1,41)	0,135 (0,66)	68.00	0.80	5 10 15	-	350-0100-1002
- / 110	117.00	0,575 (1,28)	0,125 (0,55)	74.00	0.87	10	5 15	350-0110-1002
4,5 / 114-115	122.00	0,550 (1,22)	0,120 (0,50)	77.00	0.90	-	5 10	350-0115-1002
4,72 / 120	127.00	0,530 (1,17)	0,115 (0,46)	80.00	0.95	5 10 15	-	350-0120-1002
5 / 125-127	132.00	0,510 (1,13)	0,110 (0,42)	83.00	0.98	5 10 15	-	350-0125-1002
- / 130	137.00	0,490 (1,08)	0,105 (0,39)	86.00	1.01	10	5 15	350-0130-1002
5,5 / 140	147.00	0,455 (1,01)	0,095 (0,33)	92.00	1.09	5 10	15	350-0140-1002
6 / 150-152	157.00	0,425 (0,94)	0,075 (0,36)	98.00	1.40	5 10 15	-	350-0150-1002
6,3 / 160	167.00	0,400 (0,88)	0,070 (0,31)	104.00	1.50	5 10 15	-	350-0160-1002
- / 170	177.00	0,375 (0,83)	0,065 (0,28)	108.00	1.58	-	5 10 15	350-0170-1002
- / 175	182.00	0,365 (0,81)	0,065 (0,26)	113.00	1.63	-	5 10 15	350-0175-1002
7 / 178-180	187.00	0,355 (0,78)	0,060 (0,24)	116.00	1.67	10	5 15	350-0180-1002
8 / 200-203	207.00	0,320 (0,71)	0,055 (0,19)	128.00	1.86	5 10	-	350-0200-1002
- / 225	232.00	0,285 (0,63)	0,050 (0,15)	143.00	2.08	10	5 15	350-0225-1002
- / 250	257.00	0,255 (0,57)	0,045 (0,12)	158.00	2.31	5 10	15	350-0250-1002
10 / 254	261.00	0,250 (0,56)	0,045 (0,11)	160.00	2.35	-	5 10 15	350-0254-1002
- / 275	282.00	0,230 (0,51)	0,040 (0,09)	173.00	2.54	-	5 10	350-0275-1002
11 / 280	287.00	0,230 (0,51)	0,040 (0,09)	176.00	2.59	-	5 10	350-0280-1002
- / 300	307.00	0,215 (0,47)	0,035 (0,08)	188.00	2.77	10	5	350-0300-1002
12 / 305	312.00	0,210 (0,46)	0,035 (0,07)	191.00	2.81	-	5 10	350-0305-1002
- / 315	322.00	0,205 (0,45)	0,035 (0,07)	197.00	2.90	-	5 10	350-0315-1002
- / 350	357.00	0,185 (0,40)	0,030 (0,05)	218.00	3.22	-	5 10	350-0350-1002
14 / 356	363.00	0,180 (0,40)	0,030 (0,06)	222.00	3.34	-	5 10	350-0356-1002
- / 400	407.00	0,160 (0,35)	0,030 (0,05)	248.00	4.17	-	5 10	350-0400-1002
- / 450	457.00	0,140 (0,32)	0,025 (0,04)	281.00	4.69	-	5 10	350-0450-1002
- / 500	507.00	0,130 (0,28)	0,025 (0,03)	313.00	5.20	10	5	350-0500-1002

Overpressure and underpressure are recommended threshold operating values, products can be subjected to higher loads upon request. The bending radius is measured through the inside of the hose arch. The right to make technical modifications is reserved. All values determined at 20°C and are approx. data.

Accessories




CONNECT 245




CONNECT 242



CONNECT 223



CONNECT 228



CONNECT 244



CONNECT ASEPTIC FITTING 249



CONNECT MOULD ASSEMBLY 233



CONNECT TRI-CLAMP FITTING 245



CONNECT 240 EC



CONNECT 270-271



CONNECT 246 AS



CLAMP 212



CONNECT 243



CLAMP 213



CLAMP 217



CONNECT 240 + 241 AS



CLAMP 210 BRIDGE CLAMP



CONNECT DAIRY FITTING 247



CONNECT THREAD FITTING 234