

PVC hose, heavy

Application

- ♦ flexible hose/ ducting for gases and for dust, powder, fibres
- ♦ extraction unit, dedusting system, filter system, oil mist extraction
- ♦ galvanic extraction

Properties

- ♦ heavy duty
- ♦ increased pressure and vacuum resistance
- ♦ good resistance to alkalis and acids

- ♦ good resistance to chemicals
- ♦ phthalate-free
- ♦ conforms to RoHS guideline
- ♦ REACH according to --> Technology / Technical Information / REACH

Temperature Range

- ♦ -20°C to 70°C
- ♦ short time to 80°C

Design

- ♦ AIRDUC® profile hose
- ♦ spring steel wire firmly embedded in wall
- ♦ wall: high grade soft PVC
- ♦ wall thickness 1,4 - 1,5 mm approx.

Delivery variants

- ♦ further diameters and lengths available on request
- ♦ grey (standard)
- ♦ special colours: transparent, full coloured
- ♦ customer-specific branding

| I.D. | outer Ø | Pressure | Vacuum | Bending Radius | Weight | Dimensions in Stock | Production Lengths | Order No. |
|---------------|---------|----------|--------|----------------|--------|---------------------|--------------------|---------------|
| (in / mm) | (mm) | (bar) | (bar) | (mm) | (kg/m) | (m) | (m) | |
| - / 20 | 28.00 | 2,665 | 1,000 | 18.00 | 0.28 | - | 10 15 | 345-0020-0000 |
| 1 / 25 | 33.00 | 2,330 | 1,000 | 21.00 | 0.33 | - | 10 15 | 345-0025-0000 |
| - / 30 | 40.00 | 1,970 | 0,970 | 25.00 | 0.45 | - | 10 | 345-0030-0000 |
| 1,25 / 32 | 42.00 | 1,860 | 0,910 | 26.00 | 0.47 | - | 10 15 | 345-0032-0000 |
| 1,36 / 35 | 45.00 | 1,710 | 0,830 | 28.00 | 0.51 | - | 10 15 | 345-0035-0000 |
| 1,5 / 38 | 48.00 | 1,585 | 0,765 | 29.00 | 0.55 | - | 10 | 345-0038-0000 |
| - / 40 | 50.00 | 1,510 | 0,725 | 30.00 | 0.57 | - | 10 15 | 345-0040-0000 |
| - / 42 | 52.00 | 1,365 | 0,860 | 31.00 | 0.60 | - | 10 15 | 345-0042-0000 |
| 2 / 50-51 | 60.00 | 1,220 | 0,840 | 35.00 | 0.70 | 10 15 | - | 345-0050-0000 |
| 2,36 / 60 | 70.00 | 1,025 | 0,485 | 40.00 | 0.83 | 10 | 15 | 345-0060-0000 |
| 2,5 / 63-65 | 75.00 | 0,950 | 0,450 | 43.00 | 0.89 | - | 10 15 | 345-0065-0000 |
| - / 70 | 82.00 | 0,885 | 0,380 | 63.00 | 1.06 | - | 10 | 345-0070-0000 |
| 3 / 75-76 | 87.00 | 0,830 | 0,330 | 67.00 | 1.13 | - | 10 | 345-0075-0000 |
| - / 80 | 92.00 | 0,780 | 0,310 | 70.00 | 1.20 | 10 | 15 | 345-0080-0000 |
| - / 85 | 97.00 | 0,735 | 0,440 | 74.00 | 1.27 | - | 10 | 345-0085-0000 |
| 3,5 / 89-90 | 102.00 | 0,695 | 0,275 | 77.00 | 1.34 | - | 10 15 | 345-0090-0000 |
| 4 / 100-102 | 112.00 | 0,625 | 0,255 | 84.00 | 1.48 | 10 | 15 | 345-0100-0000 |
| - / 105 | 117.00 | 0,600 | 0,320 | 88.00 | 1.55 | - | 10 | 345-0105-0000 |
| - / 110 | 122.00 | 0,570 | 0,230 | 91.00 | 1.62 | - | 10 15 | 345-0110-0000 |
| 4,5 / 114-115 | 127.00 | 0,545 | 0,220 | 95.00 | 1.68 | - | 10 | 345-0115-0000 |
| 4,72 / 120 | 132.00 | 0,525 | 0,210 | 98.00 | 1.75 | - | 10 | 345-0120-0000 |
| 5 / 125-127 | 137.00 | 0,505 | 0,205 | 102.00 | 1.82 | 10 | - | 345-0125-0000 |
| - / 130 | 142.00 | 0,485 | 0,195 | 105.00 | 1.89 | 10 | - | 345-0130-0000 |
| 5,5 / 140 | 152.00 | 0,450 | 0,180 | 112.00 | 2.03 | - | 10 15 | 345-0140-0000 |
| 6 / 150-152 | 162.00 | 0,420 | 0,170 | 119.00 | 2.33 | - | 10 15 | 345-0150-0000 |
| 6,3 / 160 | 172.00 | 0,395 | 0,160 | 126.00 | 2.48 | - | 10 15 | 345-0160-0000 |
| 7 / 178-180 | 192.00 | 0,350 | 0,140 | 140.00 | 2.78 | - | 10 | 345-0180-0000 |
| 8 / 200-203 | 213.00 | 0,315 | 0,100 | 156.00 | 3.14 | - | 10 15 | 345-0200-0000 |

Overpressure and underpressure are recommended threshold operating values, products can be subjected to higher loads upon request. The bending radius is measured through the inside of the hose arch. The right to make technical modifications is reserved. All values determined at 20°C and are approx.



| I.D. | outer Ø | Pressure | Vacuum | Bending Radius | Weight | Dimensions in Stock | Production Lengths | Order No. |
|-----------|---------|----------|--------|----------------|--------|---------------------|--------------------|---------------|
| (in / mm) | (mm) | (bar) | (bar) | (mm) | (kg/m) | (m) | (m) | |
| - / 225 | 238.00 | 0,280 | 0,095 | 174.00 | 3.52 | - | 10 | 345-0225-0000 |
| - / 250 | 263.00 | 0,255 | 0,085 | 191.00 | 3.90 | - | 10 | 345-0250-0000 |
| - / 300 | 313.00 | 0,210 | 0,075 | 226.00 | 4.66 | - | 10 | 345-0300-0000 |
| - / 325 | 338.00 | 0,195 | 0,065 | 244.00 | 5.47 | - | 10 | 345-0325-0000 |
| - / 350 | 363.00 | 0,180 | 0,060 | 261.00 | 5.88 | - | 10 | 345-0350-0000 |

Accessories



CONNECT 223



CONNECT 243




CONNECT 240 + 241
AS



CONNECT 246
FOOD



CONNECT 245



CONNECT 228



CONNECT 270-271



CLAMP 213




CLAMP 212 EC




CLAMP 217



CLAMP 212



CONNECT 244



CONNECT 242