



nexus[®]
COLLECTION



JFIX SOLUTIONS SDN BHD
1186705-W



clover

Everything Flexes

Automatic Comfort

Every part of Clover was designed to flex and adjust to your body. The backrest's top flexing edge lets you comfortably rest your arm on top of the chair. The flexing backrest encourages you to move and shift, allowing you to sit accordance to your body weight as well as height. And the flexing back contours to support any posture your body needs at any given moment.



Comfortable Collaboration

The Clover chair offers one manual adjustment, which is the seat height. The rest is taken care of for you. The self-weight adjustment mechanism naturally puts you in best position of comfort right from the start. When you first sit on Clover, it senses your center of gravity and adjusts to the position that will put the least amount of stress in your body, while still keeping you properly oriented and supported. When you move or shift posture, Clover does the same, allowing you to enjoy the chair in comfort.





SOPHISTICATED SIMPLICITY

Clover is a hardworking task chair designed to handle long hours of serious sitting. With fully upholstered back and PU padded armrest, Clover brings an element of sophistication to any workspace.



Flexible Backrest Edge

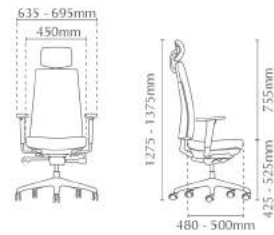
Flexes to support multiple postures for freedom of movement.

Leather Series



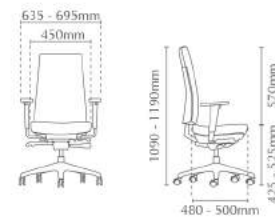
CV6110L-16D98
Presidential high back

- AB16 aluminium base
- D98 4D aluminium adjustable armrest
- MH024S self-weight adjustment synchronized mechanism with seat slide (multi-locking)



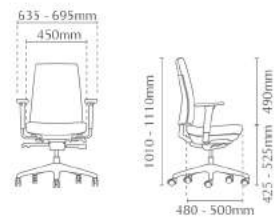
CV6111L-16D98
Presidential medium back

- AB16 aluminium base
- D98 4D aluminium adjustable armrest
- MH024S self-weight adjustment synchronized mechanism with seat slide (multi-locking)



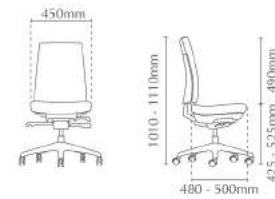
CV6112L-16D98
Executive low back

- AB16 aluminium base
- D98 4D aluminium adjustable armrest
- MH024S self-weight adjustment synchronized mechanism with seat slide (multi-locking)



CV6112L-16
Executive low back without arm

- AB16 aluminium base
- MH024S self-weight adjustment synchronized mechanism with seat slide (multi-locking)

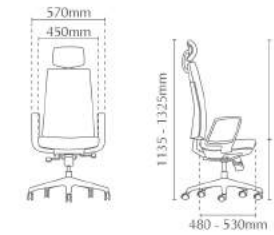


Fabric Series



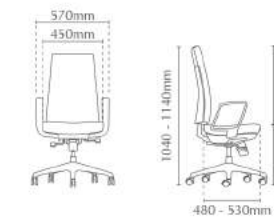
CV6110F-24A66
Presidential high back

- NB24 nylon base
- A66 fixed armrest
- MH012S metal synchronized mechanism with seat slide (3 lockings)



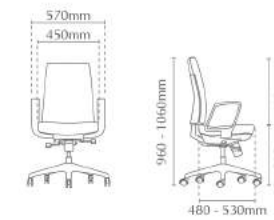
CV6111F-24A66
Presidential medium back

- NB24 nylon base
- A66 fixed armrest
- MH012S metal synchronized mechanism with seat slide (3 lockings)



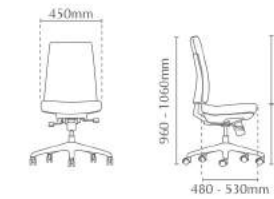
CV6112F-24A66
Executive low back

- NB24 nylon base
- A66 fixed armrest
- MH012S metal synchronized mechanism with seat slide (3 lockings)




CV6112F-24
Executive low back without arm

- NB24 nylon base
- MH012S metal synchronized mechanism with seat slide (3 lockings)



Specifications



a Inner Seat

PU moulded foam is attached to the bottom polypropylene cover.

b Under Seat

Bottom polypropylene cover which made of recycled material is secured to the seat.

c Armrest

Moulded polypropylene fixed armrest in black finishing.

d Backrest

High quality moulded polypropylene backrest cover in black finishing that come with polyurethane moulded foam for the backrest comfort.

e 5 Pronged Base

Nylon base that comes with matching 50mm nylon castors.

Optional



Adjustable Headrest

The two-pivoted headrest allows precise adjustments of the angle and the height, giving comfort and support to neck and head at any seating position. (Pic 1, 2)

4D Adjustable Armrest with Polyurethane Armpad

Telescope in and out, move forward and back, pivot, and adjust up and down which provides natural position that comfortably supports the wrists, forearms, shoulders and neck. (Pic 3, 4)

Fixed Armrest

Moulded polypropylene armrest in black finish. (Pic 5)

5 Pronged Base

5 pronged base in either nylon or die-cast polished aluminium finish, generates by highly sophisticated ambience to provide strong stability. (Pic 6, 7)

Nylon Castors

50mm or 60mm nylon dual-wheel castors are designed for smooth gliding and also reduce floor scratches. (Pic 8)

Adjustable Seat Depth / Slider Mechanism

Using a simple lever under the seat, user can easily adjust the depth of the seating to accommodate his sitting preference and comfort. (Pic 9, 13)

Self-Weight Tilting Mechanism

Self-weight adjustment synchronized mechanism with 3 tensions level adjustable knob and multi-locking system designed to adapt your body weight automatically. (Pic 10, 11, 12)

Tilting Mechanism

Metal synchronized mechanism with seat slide and 3 lockings system that come with weight adjustable tension knob (Pic 14, 15, 16)

Height Adjustable Pneumatic Cylinder

Imported heavy duty pneumatic cylinder designed with safety and durability features, allows for height adjustment of the chair to suit each user's physique. (Pic 17)



1. Adjustable Headrest

2. 4D Adjustable Armrest

3. Seat Slider

4. Self-Weight Tilting Mechanism