

Access control system

simple . flexible . secure



SOYAL Basic system is efficiently optimized for low budget door, turnstile, parking and elevator access control system. Effectively control who (card user) can enter where (door group) at what time (time zone) using what method (card and/or pin).

Low budget economical solution

Highly optimized and simpler design made Basic system to be most affordable best value PC based access control system in market.

Compact modern design

Controller is built in with reader for easier installation, lesser wiring and overall lower maintenance cost. Modern contemporary design can match any decoration.

Easy to use software

Software has clean GUI and optimized to provide practical function instead of crowded with unnecessary features. This make our software easier to learn, simpler to use and easier to be assist by technical support. Our software is simpler enough for small company and yet powerful enough to cater the needs of big organization.

Time attendance

Flexible multi shift system automate clocking report to review total work time, break time and overtime of staff. No more long hours of manual calculation. Lateness, early out, long lunch and absenteeism report allow you to monitor staff punctuality and improve company efficiency.

Built-in alarm function

External alarm will sound off and notify software if door is forced open or left open too long. Alarm can be armed / disarmed by password. Extra value added feature.

CCTV integration

Camera can capture picture for every in and out as visual evidence. This greatly enhances the effectiveness of access control and accuracy of attendance clocking.



AR721H
Controller with built-in reader



AR721U
Auxiliary Wiegand reader

Icon based menu easy to learn



CCTV capture of in & out clocking



Clean and easy interface



Multi Shift Setting



 **SOYAL**etegra
Access Control Management Software

- Lite - Standalone function
- Pro Basic - Client/server network and CCTV
- Pro Advance - More extensive network and CCTV



Basic RFID access control system

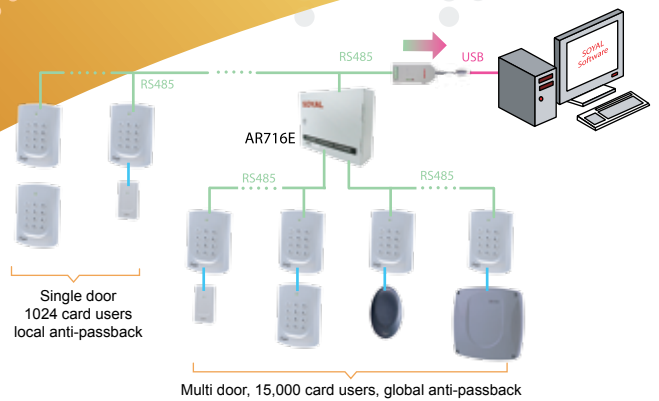


AR721H is a single door controller with built-in RF reader. AR721H can work standalone (1024 users) or connect to AR716 multi-door controller (15K users). During AR716 failure, AR721H will auto switch to standalone mode and continue to run as a secondary system. Generally, AR721H is installed inside as EXIT reader while AR721U is installed outside as ENTRY reader.

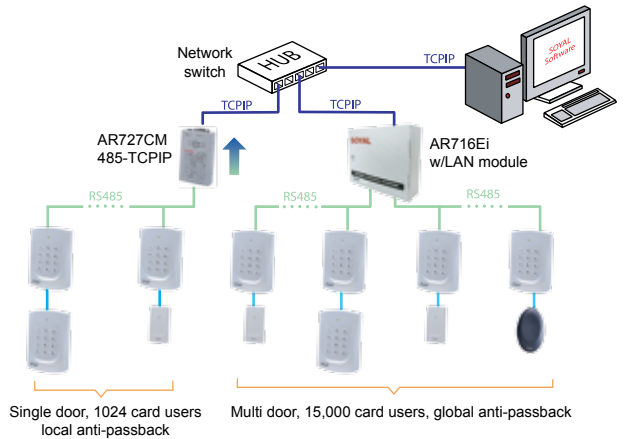
AR721H specification

Built-in-operation mode	M4	M6	M8
Card User	1024	65,536	1024
Event Memory	1200	NONE	1200
Time zone / holiday	11 / 120	NONE	11 / 120
Anti-passback	YES	NONE	YES
Alarm (tamper,force entry & door open too long)	YES	NONE	YES
Elevator control	1024 users, 32 floor	NONE	1024 users, 32 floor
Direct PC software	YES	NONE	YES
Multi reader networking with AR716E	YES	NONE	YES
Access mode	Card only, Card or pin, Card and pin		
Access pin number format	5 digit user num + 4 digit pin	Public pin 4 digit	User pin 4 digit
Wiegand port	1 input port (selectable WG 26 or 34)		
Push button input	1 negative trigger input		
Alarm sensor input	1 negative trigger input		
Door output (dry contact)	0.1-600 sec N.O / N.C, max 24V-1A		
Alarm output (open collector)	0.1-600 sec, active low output		
Reader RF frequency	125KHz or Mifare 13.56MHz		
Reading range	approx 10cm (4 inch)		
Data communication	RS485-9600 bps (N,8,1)		
Power consumption	9-16V, less than 3W		
Dimension, weight	111(h) x 77(w) x 26(d) mm, 210 gram		

RS485 network connection



TCPIP network connection



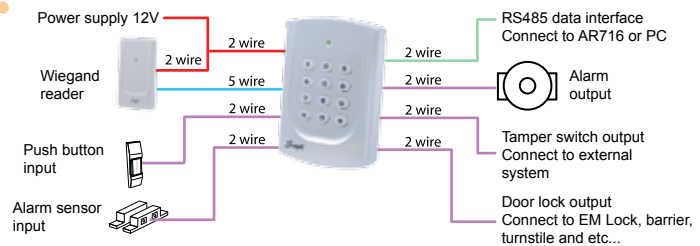
AR721U wiegand specification

RF frequency	125KHz or Mifare 13.56MHz
Reading range	7 cm
Power consumption	9 - 16V, less than 0.7 W
Dimension, weight	81(h) x 43(w) x 18(d) mm, 45 gram

Ordering Info

EM 125KHz	721H, 721U
Mifare 13.56MHz	721H_1356, 721U_1356

Standalone connection



Accessories



Authorized dealer



Features, specifications and dimensions are subject to change without notice.

WWW.SOYAL.COM.MY