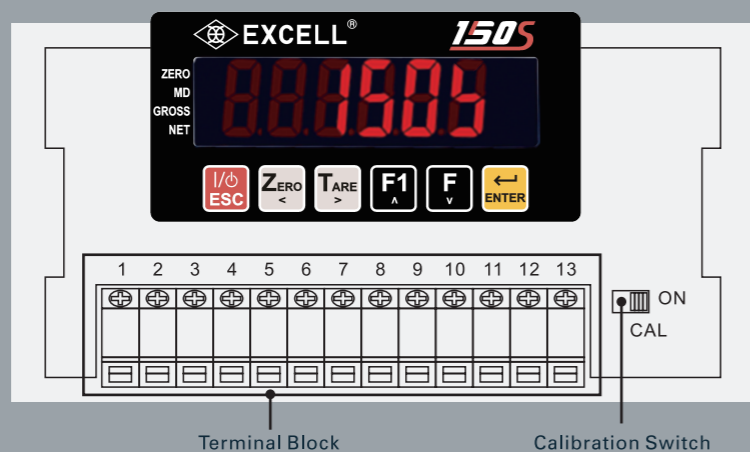


## 150S Revolutionary Multifunction Weighing Indicator (Built-in MODBUS)

### Features:

- Design and pass the EMC standard (EN61326-1:2013)
- User can define script based on 11 small predefined processes
- DC power supply: with DC12V~24V power supply design for the application of flame-proof system
- Built-in MODBUS RTU format easily connect with any human machine interface and PLC
- Built-in RS-232 serial interface or RS-485 serial interface
- Compact design with dimension 96 (W) x 48 (H) x 140 (D), easily mounted into the system panel
- Display: 6 digits, bright red, 7 segments LED with character height 16mm (0.63"); the weight unit could be switched between kg, g, t and lb. Display could be switched between Gross / Net / Accumulation Weight / Accumulation times
- Stand alone batching mode or connect to PLC for external system control: 6 weight comparison modes, Batching / dosing function, Manual / Auto discharge operation, Setting cycle times and totalizing of weight or times
- High performance A/D: 0.12  $\mu$  V/D input sensitivity, 120 (max.) times/sec conversion rate and -0.1mV/V ~ 4.0mV/V AD measuring range
- Flexible calibration procedures: 2 points to 5 points linearity calibration applicable, and directly key in and memorize the voltage value (mV/V) for the maintenance
- Adjustable filter to prevent vibration of environment



Rear Panel:13 Way Terminal Block

1st	EARTH or GROUND
2nd	DC+
3rd	DC -
4th	Not Used
5th	TXD / DA -
6th	RXD / DA+
7th	SG
8th	EXC+
9th	SEN+
10th	SEN -
11th	EXC -
12th	SIGNAL +
13th	SIGNAL -

### Specifications:

#### ⊙ Analog

Input sensitivity	0.12 $\mu$ V/d maximum
Max. load cell input voltage	-0.1mV/V~+4mV/V
Load cell excitation voltage	DC 5V
Excitation available current	120mA ( will power 8 x 350 $\Omega$ load cells )
Non-linearity	$\pm$ 0.0015%FS
Maximum resolution	520,000
Max. display resolution	-199999~999999
Conversion rate	120 times/second (max.)

#### ⊙ Digital

Main display	6 digits, red LED, 16mm (0.63"), 7-segment
Status display	4 selectable status from Zero, MD, Gross, Net, Accu. V, Accu.C, SP1, SP2, SP3, Hi, OK, Lo, Under, Over, Unloading, Running, Hold
Display update rate (times/sec)	Selectable
Display range	-199999~999999
Minor division	1, 2, 5, 10, 20, 50
Operation keys	Standby/Esc, Zero, Tare, F1, F, Enter
Decimal point position	Selectable 0, 0.0, 0.00, 0.000, 0.0000

#### ⊙ General

Power requirements	DC 12V~DC 24V
Operating temperature range	0 $^{\circ}$ C~+40 $^{\circ}$ C
Operating humidity range	<85%R.H.
Physical dimensions	96 (W) x 48 (H) x 140 (D) mm
Weight	Approx 0.4 kg

#### ⊙ Options

OP-01 RS-422 / RS-485 / RS-232 serial interface
OP-02-2 BCD parallel output interface (TTL output)
OP-03 16 Bit Analogue current (0 ~ 20 mA) /voltage (0 ~ 10V) output interface
OP-04 Control I/O (4 In / 4 Out) + Setpoint In (BCD code)
OP-04E Relay Output (4 In / 4 Out)
OP-05 Control I/O (8 In / 8 Out)
OP-05E Relay Output (8 In / 8 Out)

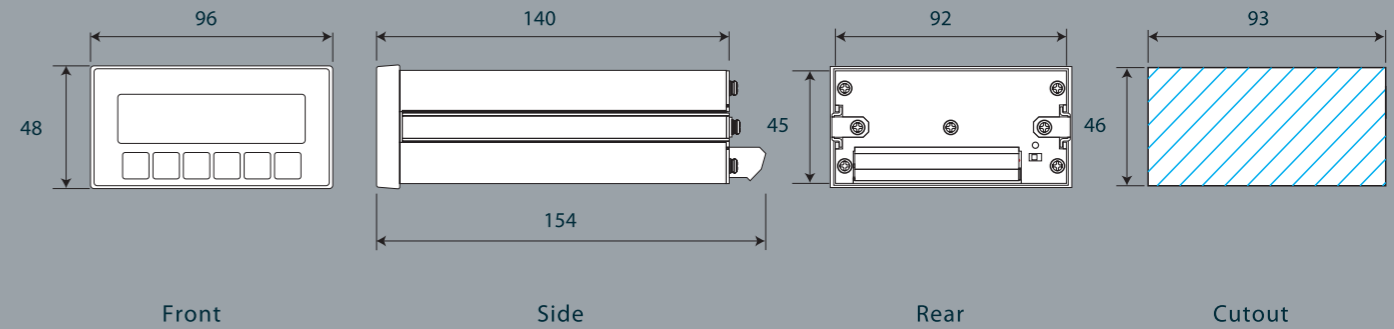


# 150S




## Built-in MODBUS Revolutionary Multifunction Weighing Indicator



Dimension (Unit:mm)



Application & Communications



EXCELL PRECISION CO., LTD.

6F, No.127, Lane 235, Pao-Chiao Road, Hsin Tien, New Taipei City, 231, Taiwan

Tel:886-2-89191000

Fax:886-2-89191177

Website:www.excell-scale.com

E-mail:sales@excell-scale.com