

# HS-150IST Premium Intrinsically Safe Accelerometer

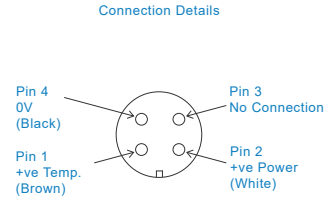
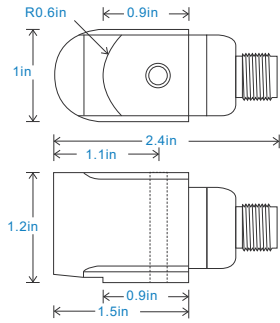
## AC acceleration and temperature output via M12 Connector

### Key Features

- Intrinsically Safe with European, USA, Indian and Australian approvals
- For use with data collector
- Side entry for easy access

### Industries

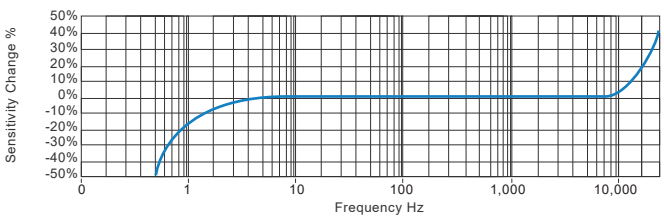
Building services, Pulp and Paper, Mining, Metals, Utilities, Automotive, Water, Pharmaceutical



Technical Performance		Mechanical	
Mounted Base Resonance	see 'How To Order' table (nominal)	Case Material	Stainless Steel
Sensitivity	see: 'How To Order' table $\pm 10\%$ Nominal 80Hz at 72°F	Sensing Element/Construction	PZT/Shear
Frequency Response	120cpm (2Hz) to 600kcpm (10kHz) $\pm 5\%$ 90cpm (1.5Hz) to 720kcpm (12kHz) $\pm 10\%$ 48cpm (0.8Hz) to 900kcpm (15kHz) $\pm 3dB$	Mounting Torque	5.9ft. lbs
Isolation	Base isolated	Mounting Bolt Provided	see: 'How To Order' table x 1.4in long
Range	see: 'How To Order' table	Weight	7.2 oz. (nominal) body only
Temperature Output	10 mV/°C standard 212°F - Option 266°F	Screened Cable Assembly	HS-AC010 - straight HS-AC011 - right angle
Transverse Sensitivity	Less than 5%	Mounting Threads	see: 'How To Order' table

Electrical		Environmental	
Excitation Voltage:	18-30Volts DC	Operating Temperature Range	see: attached certification details
Electrical Noise	0.1mg max	Sealing	IP67
Current Range	0.5mA to 8mA	Maximum Shock	5000g
Bias Voltage	10 - 12 Volts DC	EMC	EN61326-1:2013
Settling Time	2 seconds		
Output Impedance	200 Ohms max.		
Case Isolation	$>10^8$ Ohms at 500 Volts		

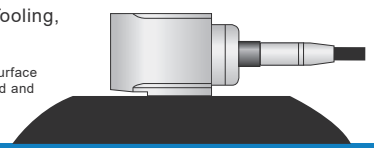
### Typical Frequency Response (at 100mV/g)



### Applications

Fans, Motors, Pumps, Compressors, Centrifuges, Conveyors, Air Handlers, Gearboxes, Rolls, Dryers, Presses, Cooling, VAC, Spindles, Machine Tooling, Process Equipment

Vibration sensor should be firmly fixed to a flat surface (spot face surface may be needed to be produced and cable anchored to sensor body.)



### Certifications



This product is certified in accordance with  
**UL 60079-0, 6th Ed. Rev. July 26, 2013**  
**UL 60079-11, 6th Ed. Rev. September 6, 2013**  
**CAN/CSA C22.2 No. 60079-0:15 Rev. October 2015**  
**CAN/CSA C22.2 No. 60079-11:14**  
**UL 913, 8th Ed. Rev. October 16, 2015**



[www.hansfordsensors.com](http://www.hansfordsensors.com)  
[sales@hansfordsensors.com](mailto:sales@hansfordsensors.com)

We reserve the right to alter the specification of this product without prior notice  
 TS1006U.2



# HS-150IST Premium Intrinsically Safe Accelerometer

## AC acceleration and temperature output via M12 Connector

### Intrinsically Safe Requirements

Maximum Cable Length	See website <a href="http://www.hansfordsensors.com">www.hansfordsensors.com</a>	Certified Temperature Range	Ex ia IIC T6 Ga (-55°C ≤ Ta ≤ +57°C) (Gas) Ex ia IIC T4 Ga (-55°C ≤ Ta ≤ +103°C) (Gas)
Certificate details: Group I	IECEX 18.0082X Baseefa18ATEX0130X Ⓢ I M 1 Ex ia I Ma		Ex ia IIIB T110°C Da (-55°C ≤ Ta ≤ +57°C) (Dust) Ex ia IIIB T145°C Da (-55°C ≤ Ta ≤ +92°C) (Dust) Ex ia IIIC T135°C Da (-55°C ≤ Ta ≤ +70°C) (Dust) Ex ia I Ma (-55°C ≤ Ta ≤ +103°C) (Mining)
Certificate details: Group II and III	IECEX 18.0082X Baseefa18ATEX0130X Ⓢ II 1GD Ex ia IIC T6..T4 Ga Ex ia IIIC T135°C Da Ex ia IIIB T110°C..T145 Da	Australian Approval Group I	IECEX ExTC 18.0032X Ex ia I Ma (-55°C < Ta < +104°C)
Terminal Parameters Connector	Ui = 28V, Ii = 93mA, Pi = 0.65W Ci = 1.2nF Li = 0	US/Canada Approvals	Certificate No. SGSNA/19/BAS/00005 CI I, II, III, Div 1, 2 Gr A-G T* CI I Zn 0 AEx ia IIC T6...T4 Ga CI II Zn 20 AEx ia IIIC T135°C Da Ex ia IIC T6...T4 Ga Ex ia IIIC T135°C Da
500V Isolation	Units Will Pass A 500V Isolation Test		Or
Standards Applied to Product	EN IEC 60079-0:2018 EN 60079-11:2012 IEC 60079-0 Edition 7 2017 IEC 60079-11 Edition 6 2011		CI I, II, III, Div 1, 2 Gr A-D G and F T* CI I Zn 0 AEx ia IIC T6...T4 Ga CI II Zn 20 AEx ia IIIB T110°C...T145°C Da Ex ia IIC T6...T4 Ga Ex ia IIIC T110°C...T145°C Da
Barrier	1 x Pepperl + Fuchs Galvanic Isolator KFD2-VR4-Ex1.26 (BAS02ATEX7206) 1 x MTL Zener Barrier MTL7728+ (BAS01ATEX7217) or Pepperl + Fuchs Zener Barrier Z728 (BAS01ATEX7005) or any other barrier that conforms with the terminal parameters	Control Drawing	M06-083-A Overbraided Cable M06-084-A PUR Cable M06-085-A Silicone Cable M06-086-A FR PUR Cable M06-087-A Various Cables (HS-150IT Only)
Temperature	1 x Pepperl + Fuchs Galvanic Isolator KFD2-VR-Ex1.18 (BAS01ATEX7262) 1 x MTL Zener Barrier MTL7764+ac (BAS01ATEX7217) or Pepperl + Fuchs Zener Barrier Z764 (BAS01ATEX7005) or any other barrier that conforms with the terminal parameters		

Special conditions of use: When a sensor is supplied with integral cable, this must be terminated in an enclosure providing at least degree of protection IP20.

Note: If the equipment is to be used in unusual environments or aggressive substances are likely to be encountered, contact the manufacturer to discuss suitability.

### How To Order

<b>Product Prefix</b> HS - Hansford Sensors	<b>Product Series</b> 150IST - Premium Intrinsically Safe Accelerometer											
<b>H S 1 5 0 I S T X X X X X X X</b>												
<b>Extra Options (if required)</b> A - Australia (Group I) I - Intrinsically Safe (Group II) L - 316L Stainless Steel M - Mining (Group I) S - 90° Side Exit T - Temperature Output Y - 5% tolerance on sensitivity	<b>Sensitivity</b> 010 - 10mV/g 030 - 30mV/g 050 - 50mV/g 100 - 100mV/g 250 - 250mV/g 500 - 500mV/g	<b>Range</b> ±800g ±250g ±160g ±80g ±32g ±16g	<b>Resonant Frequency</b> 34kHz (2,040kcpm) 33kHz (1,980kcpm) 32kHz (1,920kcpm) 30kHz (1,800kcpm) 28kHz (1,680kcpm) 26kHz (1,560kcpm)	<b>Cable/Connector</b> 01 - PUR 03 - Braided 07 - Silicon 52 - 3 Pin MS 54 - M12	<b>Mounting Threads</b> 02 - ¼-28" UNF Male 06 - M6 x 1mm Male 08 - M8 x 1.25mm Male							



[www.hansfordsensors.com](http://www.hansfordsensors.com)  
[sales@hansfordsensors.com](mailto:sales@hansfordsensors.com)

We reserve the right to alter the specification of this product without prior notice  
TS1006U.2

