



# Solenoid Driver

## KFD0-SD2-Ex1.1045

**SIL 3**

- 1-channel isolated barrier
- 24 V DC supply (loop powered)
- Current limit 45 mA at 10 V DC
- Up to SIL 3 acc. to IEC 61508

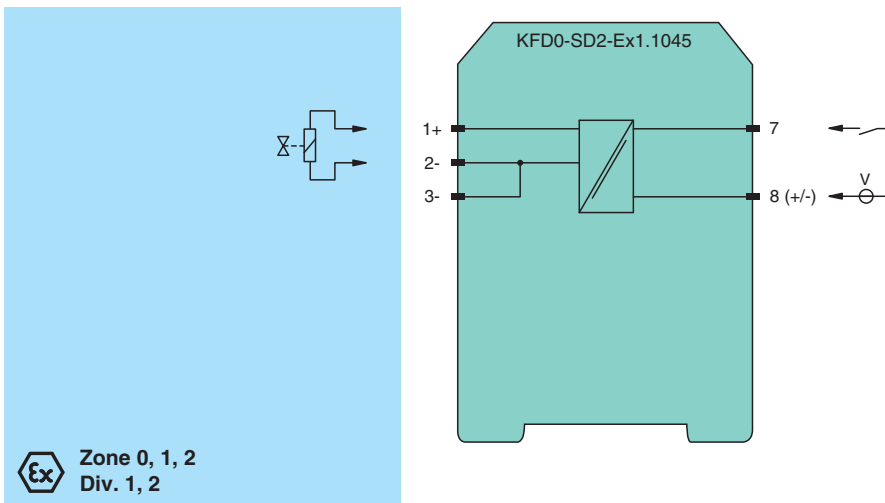
current limit 45 mA



### Function

This isolated barrier is used for intrinsic safety applications. The device supplies power to solenoids, LEDs and audible alarms located in a hazardous area. The device is loop powered, so the available energy at the output is received from the input signal. The output signal has a resistive characteristic. As a result the output voltage and current are dependent on the load and the input voltage. At full load, 10 V at 45 mA is available for the hazardous area application.

### Connection



**Ex** Zone 0, 1, 2  
Div. 1, 2

### Technical Data

<b>General specifications</b>			
Signal type	Digital Output		
<b>Functional safety related parameters</b>			
Safety Integrity Level (SIL)	SIL 3		
<b>Supply</b>			
Rated voltage	$U_r$	loop powered	
Power dissipation		< 1.05 W ( $\leq 30$ V)	
<b>Input</b>			
Connection side		control side	
Connection		terminals 7, 8	
Rated voltage	$U_r$	20 ... 35 V DC	

Release date: 2020-09-23 Date of issue: 2020-09-23 Filename: 242031\_eng.pdf

Refer to "General Notes Relating to Pepperl+Fuchs Product Information".

Pepperl+Fuchs Group  
www.pepperl-fuchs.com

USA: +1 330 486 0002  
pa-info@us.pepperl-fuchs.com

Germany: +49 621 776 2222  
pa-info@de.pepperl-fuchs.com

Singapore: +65 6779 9091  
pa-info@sg.pepperl-fuchs.com

**PF** PEPPERL+FUCHS

## Technical Data

Current		72 mA at 20 V input voltage, load = 220 $\Omega$ 50 mA at 35 V input voltage, load = 220 $\Omega$
Inrush current		$\leq$ 200 mA after 100 $\mu$ s
<b>Output</b>		
Connection side		field side
Connection		terminals 1+, 2-
Internal resistor	$R_i$	max. 282 $\Omega$
Current	$I_e$	$\leq$ 45 mA
Voltage	$U_e$	$\geq$ 10 V
Open loop voltage	$U_s$	min. 22.7 V
Output rated operating current		45 mA
Output signal		These values are valid for the rated operating voltage 20 ... 35 V DC.
Energized/De-energized delay		single operation: typ. 1.7 ms/50 $\mu$ s; periodical: typ. 5 $\mu$ s/50 $\mu$ s
<b>Indicators/settings</b>		
Display elements		LED
Labeling		space for labeling at the front
<b>Directive conformity</b>		
Electromagnetic compatibility		
Directive 2014/30/EU		EN 61326-1:2013 (industrial locations)
<b>Conformity</b>		
Electromagnetic compatibility		NE 21:2006
Degree of protection		IEC 60529:2001
Protection against electrical shock		UL 61010-1:2004
<b>Ambient conditions</b>		
Ambient temperature		-20 ... 60 $^{\circ}$ C (-4 ... 140 $^{\circ}$ F)
<b>Mechanical specifications</b>		
Degree of protection		IP20
Connection		screw terminals
Mass		approx. 100 g
Dimensions		20 x 107 x 115 mm (0.8 x 4.2 x 4.5 inch) , housing type B1
Mounting		on 35 mm DIN mounting rail acc. to EN 60715:2001
<b>Data for application in connection with hazardous areas</b>		
EU-type examination certificate		BASEEFA 06 ATEX 0252
Marking		Ⓜ II (1)G [Ex ia Ga] IIC, II (1)D [Ex ia Da] IIIC, I (M1) [Ex ia Ma] I (-20 $^{\circ}$ C $\leq$ T <sub>amb</sub> $\leq$ 60 $^{\circ}$ C)
Voltage	$U_o$	25.2 V
Current	$I_o$	93 mA
Power	$P_o$	590 mW
<b>Input</b>		
Maximum safe voltage	$U_m$	250 V (Attention! The rated voltage can be lower.)
Certificate		TÜV 99 ATEX 1499 X
Marking		Ⓜ II 3G Ex nA II T4 [device in zone 2]
<b>Galvanic isolation</b>		
Input/Output		safe electrical isolation acc. to IEC/EN 60079-11, voltage peak value 375 V
<b>Directive conformity</b>		
Directive 2014/34/EU		EN 60079-0:2012+A11:2013 , EN 60079-11:2012 , EN 60079-15:2010
<b>International approvals</b>		
<b>FM approval</b>		
Control drawing		116-0309
<b>UL approval</b>		
Control drawing		116-0316 (cULus)
<b>IECEX approval</b>		
IECEX certificate		IECEX BAS 06.0058 IECEX CML 19.0093X

Release date: 2020-09-23 Date of issue: 2020-09-23 Filename: 242031\_eng.pdf

Refer to "General Notes Relating to Pepperl+Fuchs Product Information".

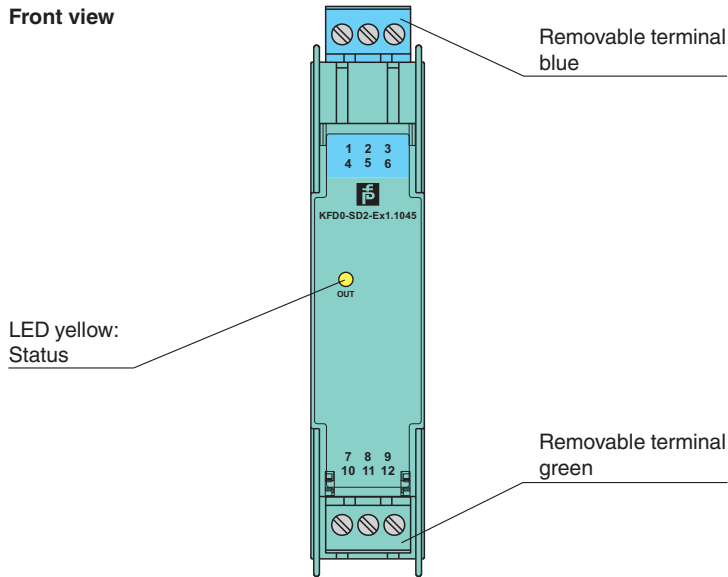
Pepperl+Fuchs Group  
www.pepperl-fuchs.comUSA: +1 330 486 0002  
pa-info@us.pepperl-fuchs.comGermany: +49 621 776 2222  
pa-info@de.pepperl-fuchs.comSingapore: +65 6779 9091  
pa-info@sg.pepperl-fuchs.com

**PEPPERL+FUCHS**

**Technical Data**

IECEX marking	[Ex ia Ga] IIC , [Ex ia Da] IIIC , [Ex ia Ma] I Ex ec IIC T4 Gc
<b>General information</b>	
Supplementary information	Observe the certificates, declarations of conformity, instruction manuals, and manuals where applicable. For information see <a href="http://www.pepperl-fuchs.com">www.pepperl-fuchs.com</a> .

**Assembly**



Release date: 2020-09-23 Date of issue: 2020-09-23 Filename: 242031\_eng.pdf

Refer to "General Notes Relating to Pepperl+Fuchs Product Information".

Pepperl+Fuchs Group  
www.pepperl-fuchs.com

USA: +1 330 486 0002  
pa-info@us.pepperl-fuchs.com

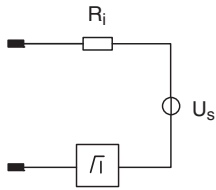
Germany: +49 621 776 2222  
pa-info@de.pepperl-fuchs.com

Singapore: +65 6779 9091  
pa-info@sg.pepperl-fuchs.com

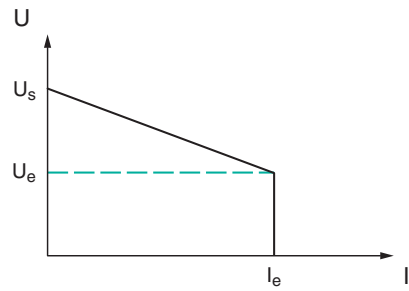
# Characteristic Curve

## Output characteristics

Output circuit diagram



Output characteristic



Release date: 2020-09-23 Date of issue: 2020-09-23 Filename: 242031\_eng.pdf

Refer to "General Notes Relating to Pepperl+Fuchs Product Information".

Pepperl+Fuchs Group  
www.pepperl-fuchs.com

USA: +1 330 486 0002  
pa-info@us.pepperl-fuchs.com

Germany: +49 621 776 2222  
pa-info@de.pepperl-fuchs.com

Singapore: +65 6779 9091  
pa-info@sg.pepperl-fuchs.com