



Freezers for the frozen food  
and ice-cream industries  
2016 / 2017

**LIEBHERR**

Quality, Design and Innovation



# Highly efficient and economical: Liebherr freezers

Continuous operation in professional applications puts special demands on freezers for the frozen food and ice cream industry. That is why Liebherr takes great care in the development of these appliances to meet your customer requirements with high quality and innovative ideas. High-insulating materials, in conjunction with highly efficient compressors, efficient refrigerants, and well-balanced refrigeration components as well as precision electronic

control systems, ensure outstanding refrigeration capacity – even in extreme conditions. In addition, the appliances are easy to clean and very economical in consumption. Company and product brands can be used to stimulate impulse buying. Liebherr offers a wide range of models for almost any application, always featuring premium quality and top design. You can rely on Liebherr professional appliances – 24 hours a day, 365 days a year.

## Contents

Increase awareness of your brand ..... 06

Chest freezers for ice-cream ..... 08

Freezers with fan-assisted and static cooling ..... 22

Forced-air display freezers ..... 30

Accessories ..... 34

### Climate class definitions

**Climate class 3:** Ambient temperatures from +10°C to +25°C

**Climate class 4:** Ambient temperatures from +10°C to +30°C

**Climate class 5:** Ambient temperatures from +10°C to +40°C

**Climate class 7:** Ambient temperatures from +10°C to +35°C

# Good reasons to choose Liebherr



## Highest performance

Liebherr freezers for the frozen food and ice cream industries provide full refrigerating capacity even in extreme climate conditions. The use of ultra-modern components, efficient and environmentally friendly refrigerants as well as precision controls ensure that product quality and freshness is preserved - and the appliances are always efficient.

## Efficiency

Liebherr freezers operate extremely economically: highly efficient compressors, a precision electronic control system as well as highly effective insulation in conjunction with the environmentally friendly and CFC free refrigerants R 290 and R 600a all go to ensure low power consumption and low operating costs. The high quality of the virtually maintenance-free and service-friendly appliances guarantees long life and reliable operation.

## Robust quality

Liebherr appliances are specially constructed for intensive professional use and feature a very sturdy design - with highest-quality materials and perfect workmanship right down to the smallest detail. The quality of the appliances is ensured by elaborate tests. All electronic and refrigeration components are well-balanced to ensure maximum functionality and efficiency - including an attractive design.

## Easy cleaning

Hygiene plays an especially important role in the commercial sector. That is why Liebherr upright freezers are equipped with moulded inner liners with large radii that are easy to clean. Height-adjustable wire shelves enable individual adaptation to different packaging types or products. Depending on the model, castors or adjustable legs also allow easy cleaning of the floor space underneath the appliances.

## Product presentation

Attractive product presentation is the best sales support at the point of sale. In Liebherr freezers products are always stored optimally, are within easy reach - and stimulate buying. Large, smooth-running sliding glass lids as well as effective interior lighting enable perfect product display. Excellent product visibility is ensured by the high load line height. Sturdy baskets and adjustable shelves allow perfect adaptation of the storage space to the products stored.

## Easy servicing

Liebherr freezers are designed for easy servicing: the generously radiused corners on the moulded inner liners as well as easily removable shelves enable perfect hygiene and save a lot of time. In addition, Liebherr appliances are virtually maintenance-free and very easy to use thanks to their sophisticated concept. All components requiring regular servicing are designed for easy access.

# Increase awareness of your brand

Liebherr offers many individual and impressive branding options for freezers. You can choose between various methods and different models from the ice cream and impulse chest area. Upon request we can develop customised appliance concepts to meet your specific brand requirements.

## Customised vinyls

Depending on the quantity and motif, the desired brand is applied on a suitable vinyl sticker, usually PC film, in a screen printing or digital printing process. Vinyl stickers can be applied by Liebherr in the factory.

## Display/side wall/door colours

Customised colour design enables eye-catching presentation of your brand and extremely attractive product display. Different materials and effects can be used to individually design the side walls, the door frames, the handle, the base compartment, the display frame and the inner liner according to customer specifications.



## LED logo

An individual motif can be engraved and illuminated with LEDs between the two panes of glass door. The effect is impressive - the motif is showed off brilliantly.



## Customised colour design

Customised colour design enables eye-catching presentation of your brand and extremely attractive product display. Different materials and effects can be used to individually design the side walls, the door frames, the handle, the base compartment, the display frame and the inner liner according to customer specifications.



3D effect



Lenticular method



## 3D brand

3D brands give an appliance exceptional appeal and open up completely new possibilities for using images creatively. A special method enables the production of high-quality decals using 3D printing (lenticular method). In addition, we work with different printing levels and layers on the glazing which produce a 3D effect when combined with the right lighting from behind. This way every appliance stands out individually and stimulates impulse buying.

# The advantages at a glance



The **toughened, single-pane safety glass** is shatter-proof, resilient and stabilises the upper area of the chest. Good product visibility is ensured by reduced heat radiation. The lid can be removed for easy handling and cleaning.

The **one-piece ABS frame** featuring an attractive and modern design with rounded corners provides stability and protection.



The **hot-gas frame heater** prevents condensation on the glass lids, provides a clear view of the products inside the chest and supports optimum product presentation.



**High-performance insulation** ensures that temperatures remain even and reduces energy consumption.




**Analogue temperature display** tells the user the exact internal temperature set.

**ROHS and WEEE conformity** by using environmentally friendly materials combined with optimal recyclability.



**Sturdy double swivel castors** make it easier to move the appliance and allow convenient cleaning underneath the appliance.



The **optional energy-efficient LED interior light** creates a powerful visual impact by highlighting the products on display. A lid lock is optionally available.



**Sturdy suspended baskets** provide a clear view of the goods presented.



**Teflon inserts** in the profiled seals allow easy lid opening and closing.



The **cooling condenser** is embedded in the foam insulation all the way round the outer skin, which reduces vibration and makes the appliance quiet in operation. Condensation is stopped from forming on the housing; the outer skin is easy to clean – for perfect hygiene.

**Adjustable temperature range** between -10°C and -24°C to suit individual needs.

The **aluminium inner liner** with rounded corners is easy to clean, rust-free, scratch-resistant, enables perfect hygiene and features good thermal conductivity.



The **powder-coated sheet steel housing** is made from a single sheet of metal and is extremely sturdy and impact-resistant as a result. The 50 mm radiused corners reduce scratches and damage caused by impacts.

The **coloured compressor compartment cover** is matched in shape and colour to the frame.

The **natural refrigerants R 290 and R 600a** are CFC free, environmentally friendly and, in conjunction with highly efficient compressors, very energy-efficient.

# Quality right down to the smallest detail

Liebherr chest freezers are specially designed to meet extreme requirements and withstand high stress in professional applications. Sturdy materials, high-quality refrigeration components and quality workmanship guarantee long life. High-impact product

presentation in the chest freezers is ensured by sturdy baskets and sliding glass lids which provide a clear view. In the wide range of sales chest freezers, you will find the right appliance with suitable features for every requirement.



#### Smooth-running sliding glass lid.

The curved sliding glass lids on the GTI chests are made of toughened, single-pane safety glass. The lid halves are easy to move thanks to teflon inserts in the profiled seals and the plastic frame heated by hot gas from the compressor.



#### Insulated sliding lid.

The solid lids on the GTE ..00 models are extremely robust thanks to the composite aluminium and rigid PVC cover. The top is protected with a scratch-resistant aluminium worktop. A lid lock is available as an accessory.



#### Flip-top lid.

The two halves of the lockable flip-top lid with 30 mm insulation on the GTE 1501 model are connected with sturdy hinges. So the lid retains its shape and the cold air is kept in even if it is opened frequently.



#### Stability and design.

The one-piece ABS frame with 50 mm radius corners provides excellent stability as well as an attractive design.



#### High-impact product presentation.

GTI ice-cream chest freezers are fitted with a LED interior light that can be switched on separately. The glare-free light is horizontally integrated into the front of the inner liner. Sturdy baskets are available in different sizes for impulse and bulk ice cream. They can be flexibly arranged to ensure optimum use of the interior. Practical partitions for this purpose are available as an accessory.



#### Easy-care aluminium inner liner.

The aluminium inner liner with rounded corners is easy to clean, rust-free and scratch-resistant. Thanks to the aluminium material, it possesses outstanding thermal conductivity.



#### Quieter thanks to outer skin condenser.

Thanks to the foamed in outer skin condenser, the ice-cream chest freezers are virtually maintenance-free – and the housing is easy to clean. In addition, condensation water does not form on the outside.



#### Sturdy swivel castors.

Swivel castors make transport easier especially when the chest appliances have to be moved frequently. All GTE / GTI models are equipped with high-quality non-marking polyurethane 50 mm double swivel castors.

## Impulse sales chest freezers



Impulse sales chest freezers	GTI 5053 <span>LED</span>	GTI 4353 <span>LED</span>	GTI 3753 <span>LED</span>	GTI 3053 <span>LED</span>	GTI 2453 <span>LED</span>	GTI 1853 <span>LED</span>
<b>Total gross / net capacity</b>	513/391 litre	445/339 litre	377/285 litre	309/232 litre	240/179 litre	172/126 litre
<b>Exterior dimensions in mm (w/d/h)</b>	1512/665/901	1342/665/901	1172/665/901	1002/665/901	832/665/901	660/665/901
<b>Interior dimensions in mm (w/d/h)</b>	1380/535/590	1210/535/590	1040/535/590	870/535/590	700/535/590	530/535/590
Energy consumption in 365 days <sup>1</sup>	1067 kWh	1017 kWh	805 kWh	704 kWh	665 kWh	620 kWh
Climate rating	4	4	4	4	4	4
Refrigerant	R 290	R 290	R 600a	R 600a	R 600a	R 600a
Sound power level	52 dB(A)	52 dB(A)	44 dB(A)	42 dB(A)	42 dB(A)	42 dB(A)
Connection rating	3.0 A/300 W	2.0 A/200 W	2.0 A/200 W	1.5 A/150 W	1.0 A/130 W	1.0 A/130 W
Frequency/voltage	50 Hz/220–240V~	50 Hz/220–240V~	50 Hz/220–240V~	50 Hz/220–240V~	50 Hz/220–240V~	50 Hz/220–240V~
Cooling system	static	static	static	static	static	static
Defrost	manual	manual	manual	manual	manual	manual
Temperature range	-10°C to -24°C	-10°C to -24°C	-10°C to -24°C	-10°C to -24°C	-10°C to -24°C	-10°C to -24°C
Door/lid material	glass	glass	glass	glass	glass	glass
External cabinet finish	steel/white	steel/white	steel/white	steel/white	steel/white	steel/white
Internal liner material	aluminium	aluminium	aluminium	aluminium	aluminium	aluminium
Frame colour	blue	blue	blue	blue	blue	blue
Type of control	analogue controls	analogue controls	analogue controls	analogue controls	analogue controls	analogue controls
Temperature display	internal analogue	internal analogue	internal analogue	internal analogue	internal analogue	internal analogue
Interior light	LED	LED	LED	LED	LED	LED
Number of baskets	4	4	3	3	3	3
Castors	swivel castors	swivel castors	swivel castors	swivel castors	swivel castors	swivel castors
Insulation	62–62 mm	62–62 mm	62–62 mm	62–62 mm	62–62 mm	62–62 mm
Water drain	yes	yes	yes	yes	yes	yes
Gross/net weight	88/76 kg	80/70 kg	73/65 kg	66/58 kg	56/49 kg	50/43 kg
<b>Also available without interior light as</b>	<b>GTI 5003</b>	<b>GTI 4303</b>	<b>GTI 3703</b>	<b>GTI 3003</b>	<b>GTI 2403</b>	<b>GTI 1803</b>
<b>Accessories</b>						
Cylinder lock for glass sliding lid	7042845	7042845	7042845	7042845	7042845	7042845
Separating grid	7112977	7112977	7112977	7112977	7112977	7112977
Remote lock	9590267	9590267	9590267	9590267	9590267	9590267

<sup>1</sup> Measured with light switched off

## Sales chest freezers



Sales chest freezers	GTE 5000	GTE 5002	GTE 4300	GTE 4302	GTE 3700	GTE 3702
<b>Total gross / net capacity</b>	510 / 450 litre	521 / 412 litre	443 / 389 litre	452 / 356 litre	375 / 329 litre	383 / 301 litre
<b>Exterior dimensions in mm (w/d/h)</b>	1511 / 666 / 907	1511 / 666 / 896	1341 / 666 / 907	1341 / 666 / 896	1171 / 666 / 907	1171 / 666 / 896
<b>Interior dimensions in mm (w/d/h)</b>	1380 / 535 / 650	1380 / 535 / 600	1210 / 535 / 650	1210 / 535 / 600	1040 / 535 / 650	1040 / 535 / 600
Energy consumption in 365 days	738 kWh	912 kWh	693 kWh	829 kWh	601 kWh	698 kWh
Climate rating	4	4	4	4	4	4
Refrigerant	R 600a	R 600a	R 600a	R 600a	R 600a	R 600a
Sound power level	44 dB(A)	44 dB(A)	44 dB(A)	44 dB(A)	44 dB(A)	44 dB(A)
Connection rating	1.5 A / 220 W	1.5 A / 220 W	1.5 A / 200 W	1.5 A / 200 W	1.5 A / 160 W	1.5 A / 160 W
Frequency / voltage	50 Hz / 220 – 240V~	50 Hz / 220 – 240V~	50 Hz / 220 – 240V~	50 Hz / 220 – 240V~	50 Hz / 220 – 240V~	50 Hz / 220 – 240V~
Cooling system	static	static	static	static	static	static
Defrost	manual	manual	manual	manual	manual	manual
Temperature range	-10°C to -24°C	-10°C to -24°C	-10°C to -24°C	-10°C to -24°C	-10°C to -24°C	-10°C to -24°C
Door / lid material	aluminium	glass	aluminium	glass	aluminium	glass
External cabinet finish	steel / white	steel / white	steel / white	steel / white	steel / white	steel / white
Internal liner material	aluminium	aluminium	aluminium	aluminium	aluminium	aluminium
Frame colour	blue	blue	blue	blue	blue	blue
Type of control	analogue controls	analogue controls	analogue controls	analogue controls	analogue controls	analogue controls
Temperature display	internal analogue	internal analogue	internal analogue	internal analogue	internal analogue	internal analogue
Number of baskets	0	0	0	0	0	0
Number of baskets, max	4	4	4	4	3	3
Castors	swivel castors	swivel castors	swivel castors	swivel castors	swivel castors	swivel castors
Insulation	62 – 62 mm	62 – 62 mm	62 – 62 mm	62 – 62 mm	62 – 62 mm	62 – 62 mm
Water drain	yes	yes	yes	yes	yes	yes
Gross / net weight	77 / 65 kg	81 / 69 kg	71 / 61 kg	75 / 64 kg	61 / 52 kg	66 / 55 kg
<b>Accessories</b>						
Basket large	7112775	7112775	7112775	7112775	7112775	7112775
Basket small	7112777	7112777	7112777	7112777	7112777	7112777
Cylinder lock for foamed lid	7042835		7042835		7042835	
Cylinder lock for glass sliding lid		7042845		7042845		7042845



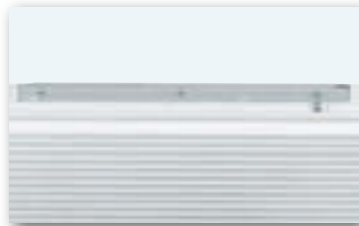


Sales chest freezers	GTE 3000	GTE 3002	GTE 2400	GTE 2402	GTE 1501
<b>Total gross / net capacity</b>	307 / 269 litre	313 / 245 litre	239 / 209 litre	244 / 189 litre	146 / 139 litre
<b>Exterior dimensions in mm (w/d/h)</b>	1001 / 666 / 907	1001 / 666 / 896	831 / 666 / 907	831 / 666 / 896	640 / 547 / 895
<b>Interior dimensions in mm (w/d/h)</b>	870 / 535 / 650	870 / 535 / 600	700 / 535 / 650	700 / 535 / 600	535 / 442 / 693
Energy consumption in 365 days	547 kWh	672 kWh	474 kWh	597 kWh	474 kWh
Climate rating	4	4	4	4	4
Refrigerant	R 600a	R 600a	R 600a	R 600a	R 600a
Sound power level	42 dB(A)	42 dB(A)	42 dB(A)	42 dB(A)	42 dB(A)
Connection rating	1.0 A / 140 W	1.0 A / 140 W	1.0 A / 120 W	1.0 A / 120 W	1.0 A / 120 W
Frequency / voltage	50 Hz / 220 – 240V~	50 Hz / 220 – 240V~	50 Hz / 220 – 240V~	50 Hz / 220 – 240V~	50 Hz / 220 – 240V~
Cooling system	static	static	static	static	static
Defrost	manual	manual	manual	manual	manual
Temperature range	-10°C to -24°C	-10°C to -24°C	-10°C to -24°C	-10°C to -24°C	-10°C to -24°C
Door / lid material	aluminium	glass	aluminium	glass	aluminium
External cabinet finish	steel / white	steel / white	steel / white	steel / white	steel / white
Internal liner material	aluminium	aluminium	aluminium	aluminium	aluminium
Frame colour	blue	blue	blue	blue	white
Type of control	analogue controls	analogue controls	analogue controls	analogue controls	analogue controls
Temperature display	internal analogue	internal analogue	internal analogue	internal analogue	internal analogue
Number of baskets	0	0	0	0	0
Number of baskets, max	3	3	2	2	1
Castors	swivel castors	swivel castors	swivel castors	swivel castors	swivel castors
Insulation	62 – 62 mm	62 – 62 mm	62 – 62 mm	62 – 62 mm	50 – 50 mm
Water drain	yes	yes	yes	yes	yes
Gross / net weight	55 / 47 kg	60 / 50 kg	48 / 41 kg	51 / 43 kg	36 / 33 kg
<b>Accessories</b>					
Basket large	7112775	7112775	7112775	7112775	7112775
Basket small	7112777	7112777	7112777	7112777	7112777
Cylinder lock for foamed lid	7042835		7042835		7042835
Cylinder lock for glass sliding lid		7042845		7042845	

# The advantages at a glance



The **cooling condenser** is embedded in the foam insulation all the way round the outer skin, which reduces vibration and makes the appliance quiet in operation. Condensation is stopped from forming on the housing; the outer skin is easy to clean – for perfect hygiene.



The **handle** is simple and tough.

**Highly effective insulation** prevents energy loss and supports the excellent energy efficiency of the chest freezers.

The powder-coated sheet steel **housing** features a gap-free design which makes it very sturdy, scratch- and impact-resistant.



The **aluminium inner liner** with rounded corners is easy to clean and meets hygiene requirements. Thanks to the rust-free and scratch-resistant aluminium, the liner possesses excellent thermal conductivity.



**Optimum illumination** of the interior ensured by efficient lighting.



The **lock** prevents unauthorised access.



**Highly-practical mesh baskets** allow clear arrangement of the chest interior and can be used to improve stock rotation.



The **natural and CFC free refrigerant R 600a** is, in conjunction with highly efficient compressors, very energy-efficient.

The **main body of the chest** features a very sturdy and rugged design, which ensures that the chests can also withstand intensive loads and are torsion-free.

Stop Frost

The **StopFrost system** reduces frosting on the interior and stored products, so the time-consuming process of defrosting is necessary far less often. The chest can be re-opened effortlessly even after the lid is opened and closed because vacuum does not build up.

**Adjustable temperature range** between -14°C and -26°C to suit individual needs.

The **analogue temperature display** tells the user the exact internal temperature.



## Hinged-lid storage chest freezers



Hinged-lid storage chest freezers	GTL 6106	GTL 6105	GTL 4906	GTL 4905	GTL 3006	GTL 3005
Total gross / net capacity	601 / 572 litre	601 / 572 litre	485 / 461 litre	485 / 461 litre	299 / 284 litre	299 / 284 litre
Exterior dimensions in mm (w/d/h)	1647 / 776 / 908	1647 / 776 / 917	1372 / 776 / 908	1372 / 776 / 917	998 / 725 / 908	998 / 725 / 917
Interior dimensions in mm (w/d/h)	1520 / 575 / 702	1520 / 575 / 702	1245 / 575 / 702	1245 / 575 / 702	871 / 526 / 702	871 / 526 / 702
Energy consumption in 365 days	551 kWh	551 kWh	458 kWh	458 kWh	284 kWh	284 kWh
Climate rating	5	5	5	5	5	5
Refrigerant	R 600a	R 600a	R 600a	R 600a	R 600a	R 600a
Sound power level	44 dB(A)	44 dB(A)	42 dB(A)	42 dB(A)	42 dB(A)	39 dB(A)
Connection rating	1.5 A / 200 W	1.5 A / 200 W	1.2 A / 140 W	1.2 A / 140 W	0.5 A / 120 W	0.5 A / 120 W
Frequency / voltage	50 Hz / 220–240V~	50 Hz / 220–240V~	50 Hz / 220–240V~	50 Hz / 220–240V~	50 Hz / 220–240V~	50 Hz / 220–240V~
Cooling system	static	static	static	static	static	static
Defrost	manual	manual	manual	manual	manual	manual
Temperature range	-14°C to -26°C	-14°C to -26°C	-14°C to -26°C	-14°C to -26°C	-14°C to -26°C	-14°C to -26°C
Door / lid material	stainless steel	steel	stainless steel	steel	stainless steel	steel
External cabinet finish	steel / white	steel / white	steel / white	steel / white	steel / white	steel / white
Internal liner material	aluminium	aluminium	aluminium	aluminium	aluminium	aluminium
Type of control	analogue controls	analogue controls	analogue controls	analogue controls	analogue controls	analogue controls
Temperature display	external analogue	external analogue	external analogue	external analogue	external analogue	external analogue
Interior light	yes	yes	yes	yes	yes	yes
Number of baskets	3	3	2	2	2	2
Number of baskets, max	6	6	4	4	3	3
Handle	profiled aluminium	profiled aluminium	profiled aluminium	profiled aluminium	profiled aluminium	profiled aluminium
Lock	fitted	fitted	fitted	fitted	fitted	fitted
Insulation	60–60 mm	60–60 mm	60–60 mm	60–60 mm	60–60 mm	60–60 mm
Water drain	yes	yes	yes	yes	yes	yes
Gross / net weight	90 / 76 kg	90 / 76 kg	77 / 66 kg	79 / 67 kg	59 / 49 kg	56 / 48 kg
<b>Accessories</b>						
Basket	7112727	7112727	7112727	7112727	7112725	7112725
Roller bars	9901627	9901627	9901627	9901627	9901629	9901629

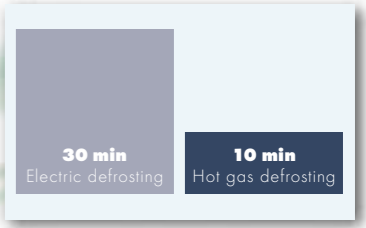
# The advantages at a glance



**Demand-based technology:** highly efficient dynamic cooling system for stable and evenly distributed interior temperatures. The door operated fan cut-out switch minimises the loss of cold air when the door is opened. Thanks to the rear-wall condenser, the system is virtually maintenance-free.



**Hot gas defrosting in GGv.** The highly efficient hot gas defrosts the appliance in approx. 10 minutes, minimising the temperature rise in the interior during defrosting and saving energy.



**Precision and easy-to-use controller** featuring a hygienic membrane panel for protection against dirt; the high-quality refrigeration components guarantee maximum energy efficiency. Visual and audible door alarms alert the user to an excessive rise in temperature and loss of cold air.



The natural and **CFC free refrigerants R 290 and R 600a** are environmentally friendly and, in conjunction with highly efficient compressors, are very energy-efficient.

The **reversible door hinges** allow the appliances to be adapted to the installation site. All the necessary parts are included in the delivery; the door can quickly be reversed on site.



The **moulded inner liner** made of food-safe commercial-grade polystyrol is odourless, very tough, durable and very easy to clean for perfect hygiene thanks to the generously radiused corners.

The **tough slimline door handle** is designed for intensive use, ergonomic, very easy to grasp and easy to clean.



The **plastic-coated grid shelves** allow variable use of the interior and have a loading capacity of up to 60 kg, ensuring safe product storage even in extreme conditions.

After cleaning, water can drain off quickly and in a controlled manner via the **drain** in the liner base.



The appliances are delivered with **assembled stainless steel adjustable legs**. This saves time and effort on site. The feet are adjustable to allow easy cleaning under the appliance. Castors are also optionally available.

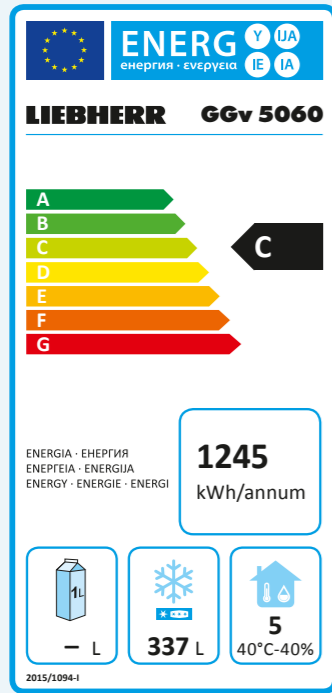
**Self-closing door with removable magnetic gasket.** For convenient use, the doors remain open at 90° to allow easy loading or removal of larger quantities. At less than 60° the doors close automatically and reliably. That prevents the loss of cold air and helps to increase energy efficiency.



GGv 5860

# Quality right down to the smallest detail

Liebherr freezers with fan-assisted and static cooling provide perfect refrigerating capacity for high demands. The temperature can be set accurately between -14°C and -28°C. High-quality materials, optimised and highly efficient components and top-quality workmanship guarantee a long life and provide optimum storage conditions for frozen products.



### New: EU regulation on the labelling of commercial refrigerators and freezers.

In order to reduce the energy consumption in the European Union and to support the sale of energy-efficient appliances, the European Commission has issued the regulation 2015/1094 "Energy labelling of professional refrigerators and freezers" effective from 1 July 2016. After this date certain appliances that are designed for the storage of food in a commercial environment will have to be labelled with an energy label.

The label shows the energy classification between classes A and G, the energy consumption in kWh/year, the net capacity in litres as well as the climate class, for which the appliance is designed. Excepted from the labelling obligation are static appliances, fridge-freezers, chest freezers as well as appliances used for sales promotion.

### Advantage of hot gas defrosting

The temperature rise is minimal

**30 min**  
Electric defrosting

**10 min**  
Hot gas defrosting

#### Energy-efficient hot-gas defrost system.

Defrost less often and faster: the appliance defrosts only when required since the electronic control system calculates the defrost cycles based on the compressor run-time. Energy-efficient hot gas reduces the defrost time from approx. 30 to only approx. 10 minutes – with a low rise in temperature in the appliance. Positive for food quality: food items do not have to be removed during the defrost phase and are not exposed to unnecessary temperature fluctuations.



#### Static appliances with baskets.

The static plate-evaporator system ensures freezing capacity close to the product but is above all simple and very reliable. The baskets provided are an ideal solution for handling and storing frozen products.



#### Factory-fitted stainless steel legs.

Selected appliances are delivered with adjustable legs already installed at the factory. These provide enough clearance from the floor to allow easy cleaning underneath the appliance. Castors are optionally available.

#### Pressure relief valve.

Inside freezers a vacuum is built up by air exchange which causes resistance when the door is reopened. The integrated pressure-relief valve compensates this vacuum automatically and immediately – the doors remain easy to open.



#### Easy-to-use electronic controls.

The precision electronic controller with digital display and membrane keyboard is easy to use – and just as easy to clean because the hygienic panel is seamless and dirt-resistant. A keyboard locking function prevents inadvertent readjustment of values. In case of temperature deviations, caused e.g. by a door that is open, a visual and audible door alarm is activated thus protecting the freezer contents.



#### Forced-air cooling (in NoFrost GGv).

The high-performance forced-air cooling system rapidly freezes products and maintains a uniform temperature. Adjustable wire shelves provide maximum flexibility, e.g. when storing large packages.

## NoFrost freezers with fan-assisted cooling



### NoFrost freezers with fan-assisted cooling

	<b>GGv 5860</b> <small>No Frost</small>	<b>GGv 5810</b> <small>No Frost</small>	<b>GGv 5060</b> <small>No Frost</small>	<b>GGv 5010</b> <small>No Frost</small>
<b>Total gross / net capacity</b>	547/388 litre	547/388 litre	478/337 litre	478/337 litre
<b>Exterior dimensions in mm (w/d/h)</b>	750/750/2064	750/750/2064	750/750/1864	750/750/1864
<b>Interior dimensions in mm (w/d/h)</b>	610/500/1395	610/500/1395	610/500/1225	610/500/1225
<b>Energy efficiency class <sup>1</sup></b>	<C>	<C>	<C>	<C>
<b>Energy consumption in 365 days</b>	1351 kWh	1351 kWh	1245 kWh	1245 kWh
<b>Climate rating</b>	5	5	5	5
<b>Refrigerant</b>	R 290	R 290	R 290	R 290
<b>Sound power level</b>	55 dB(A)	55 dB(A)	55 dB(A)	55 dB(A)
<b>Connection rating</b>	3.0 A / 400 W	3.0 A / 400 W	3.0 A / 400 W	3.0 A / 400 W
<b>Frequency/voltage</b>	50 Hz/220–240V~	50 Hz/220–240V~	50 Hz/220–240V~	50 Hz/220–240V~
<b>Cooling system</b>	forced-air	forced-air	forced-air	forced-air
<b>Defrost</b>	automatic	automatic	automatic	automatic
<b>Temperature range</b>	-14°C to -28°C	-14°C to -28°C	-14°C to -28°C	-14°C to -28°C
<b>Euronorm</b>	600 x 400 mm	600 x 400 mm	600 x 400 mm	600 x 400 mm
<b>Gastronorm</b>	530 x 325 mm	530 x 325 mm	530 x 325 mm	530 x 325 mm
<b>External cabinet finish</b>	stainless steel	steel / white	stainless steel	steel / white
<b>Door / lid material</b>	stainless steel	steel	stainless steel	steel
<b>Internal liner material</b>	commercial grade moulded polystyrol	commercial grade moulded polystyrol	commercial grade moulded polystyrol	commercial grade moulded polystyrol
<b>Type of control</b>	electronic controller	electronic controller	electronic controller	electronic controller
<b>Temperature display</b>	external digital	external digital	external digital	external digital
<b>Fault: warning signal</b>	visual and audible	visual and audible	visual and audible	visual and audible
<b>Adjustable shelves</b>	5	5	4	4
<b>Shelf material</b>	wire shelves plastic-coated	wire shelves plastic-coated	wire shelves plastic-coated	wire shelves plastic-coated
<b>Shelf loading</b>	60 kg	60 kg	60 kg	60 kg
<b>Handle</b>	stainless steel slimline door handle	ergonomic slimline handle	stainless steel slimline door handle	ergonomic slimline handle
<b>Height of adjustable legs</b>	150–180 mm	150–180 mm	150–180 mm	150–180 mm
<b>Lock</b>	fitted	fitted	fitted	fitted
<b>Self-closing door</b>	yes	yes	yes	yes
<b>Door hinges</b>	right, reversible on site	right, reversible on site	right, reversible on site	right, reversible on site
<b>Insulation</b>	70–70 mm	70–70 mm	70–70 mm	70–70 mm
<b>Gross / net weight</b>	118/110 kg	119/110 kg	108/100 kg	109/101 kg
<b>Also available with castors</b>	<b>yes</b>	<b>yes</b>	<b>yes</b>	<b>yes</b>
<b>Accessories</b>				
Optional castor set	9086457	9086457	9086457	9086457
Shelf, plastic-coated	7113475	7113475	7113475	7113475
Foot pedal opener	7790683	7790683	7790683	7790683

## Freezers with static cooling 75 cm wide



Freezers with static cooling 75 cm wide	GG 5260	GG 5210	G 5216
<b>Total gross / net capacity</b>	513 / 472 litre	513 / 472 litre	513 / 472 litre
<b>Exterior dimensions in mm (w/d/h)</b>	750 / 750 / 1864	750 / 750 / 1864	750 / 750 / 1725
<b>Interior dimensions in mm (w/d/h)</b>	607 / 560 / 1510	607 / 560 / 1510	607 / 560 / 1510
Energy consumption in 365 days	419 kWh	419 kWh	384 kWh
Climate rating	7	7	7
Refrigerant	R 600a	R 600a	R 600a
Sound power level	45 dB(A)	45 dB(A)	45 dB(A)
Connection rating	1.0 A / 150 W	1.0 A / 150 W	1.5 A / 150 W
Frequency / voltage	50 Hz / 220–240V~	50 Hz / 220–240V~	50 Hz / 220–240V~
Cooling system	static	static	static
Defrost	manual	manual	manual
Temperature range	-14°C to -28°C	-14°C to -28°C	-14°C to -28°C
External cabinet finish	stainless steel	steel / white	steel / white
Door / lid material	stainless steel	steel	steel
Internal liner material	commercial grade moulded polystyrol	commercial grade moulded polystyrol	commercial grade moulded polystyrol
Type of control	electronic controller	electronic controller	electronic controller
SuperFrost			quantity-controlled
Temperature display	external digital	external digital	external digital
Fault: warning signal	visual and audible	visual and audible	visual and audible
Drawers	0	0	14
Number of baskets	14	14	0
Shelves, freezer compartment	7	7	7
Shelf material	evaporator plates	evaporator plates	evaporator plates
Shelf loading	60 kg	60 kg	60 kg
Compartment height in mm	6 x 187, 1 x 237	6 x 187, 1 x 237	6 x 187, 1 x 237
Height of adjustable legs	150–180 mm	150–180 mm	
Handle	stainless steel slimline door handle	ergonomic slimline handle	slimline handle with integrated opening mechanism
Lock	fitted	fitted	
Self-closing door	yes	yes	
Door hinges	right, reversible on site	right, reversible on site	right, reversible on site
Gross / net weight	116 / 108 kg	117 / 109 kg	110 / 104 kg
<b>Also available with castors</b>	<b>yes</b>	<b>yes</b>	
<b>Accessories</b>			
Optional castor set	9086457	9086457	
Drawer / short drawer	9792795 / 9792797	9792795 / 9792797	9792795 / 9792797
Basket / short basket	9141791 / 7112423	9141791 / 7112423	9141791 / 7112423
Foot pedal opener	7790683	7790683	

## Freezers with static cooling 60 cm wide



Freezers with static cooling 60 cm wide	GG 4060	GG 4010
<b>Total gross / net capacity</b>	382 / 348 litre	382 / 348 litre
<b>Exterior dimensions in mm (w/d/h)</b>	600 / 680 / 1900	600 / 680 / 1900
<b>Interior dimensions in mm (w/d/h)</b>	457 / 480 / 1686	457 / 480 / 1686
Energy consumption in 365 days	443 kWh	443 kWh
Climate rating	7	7
Refrigerant	R 600a	R 600a
Sound power level	45 dB(A)	45 dB(A)
Connection rating	1.0 A / 120 W	1.0 A / 120 W
Frequency / voltage	50 Hz / 220–240V~	50 Hz / 220–240V~
Cooling system	static	static
Defrost	manual	manual
Temperature range	-14°C to -28°C	-14°C to -28°C
External cabinet finish	stainless steel	steel / white
Door / lid material	stainless steel	steel
Internal liner material	commercial grade moulded polystyrol	commercial grade moulded polystyrol
Type of control	electronic controller	electronic controller
Temperature display	external digital	external digital
Fault: warning signal	visual and audible	visual and audible
Drawers	0	0
Number of baskets	3	3
Shelves, freezer compartment	7	7
Shelf material	evaporator plates	evaporator plates
Shelf loading	60 kg	60 kg
Compartment height in mm	6 x 224, 1 x 240	6 x 224, 1 x 240
Handle	stainless steel slimline door handle	ergonomic slimline handle
Lock	fitted	fitted
Self-closing door	yes	yes
Door hinges	right, reversible on site	right, reversible on site
Gross / net weight	88 / 82 kg	90 / 84 kg
<b>Accessories</b>		
Adjustable legs	9086527	9086527
Basket	9141693	9141693
Roller bars	9086529	9086529

# The advantages at a glance



The **display illuminated by energy-efficient LEDs** attracts attention to the appliance and its contents. The display panel can be customised and switched in parallel with the interior light. In addition, specific branding attracts attention to a brand or products. A wide variety of colour options is available for the housing and door frame.

**Customised branding options** on the display (FDv), on the housing and door frame attract attention to brands or a company and support sales promotion.

The **NoFrost module** is installed behind the display and enables maximum usage of the interior.



The **high-performance forced-air cooling system** rapidly cools down products and maintains a uniform cooling temperature throughout the interior.



The **heavy-duty wire shelves** are plastic-coated and have a loading capacity of up to 50 kg. Easy removal at a door opening angle of 90°.



The **robust lock** prevents unauthorised access.

The natural and **environmentally friendly refrigerant R 290** is CFC free and, in conjunction with highly efficient compressors, very energy-efficient.



The **moulded inner liner** made of food-safe polystyrol is odourless, very sturdy and durable. It enables perfect hygiene thanks to the generously radiused, easy-to-clean corners.



The **highly efficient hot gas defrost system** reduces defrost time to approx. 10 minutes, which distinctly reduces the temperature rise in the appliance. The food quality is preserved for a longer period of time because the products do not have to be removed during the defrost phase and they are not exposed to unnecessary temperature fluctuations.



The **vertical LED lighting mounted on both sides** ensures bright illumination of the interior and supports sales promotion with optimum product presentation.



The **electrically heated, triple-pane glass door** prevents external condensation.



The **tough slimline door handle** is ergonomic, easy to grasp and easy to clean.



**Self-closing door** prevents loss of cold air, supports low energy consumption and helps to protect temperature-sensitive products.



The **digital temperature display** tells the user the exact internal temperature that has been set. The temperature range can be set from -10°C to -25°C using the precision electronic controller.

The **bottom unit cover** is kick-proof and scuff-resistant and is an attractive-looking finish on the appliance base.



FDv 4613



# Optimum product presentation for frozen foods

Attractive product presentation is a crucial condition for drawing the customers' attention to products. These modern glass door freezers in an attractive anthracite-aluminium design offer promotional advantages: they are equipped with LED lighting on both sides of the interior. The glass doors are heated to prevent condensation and enable good product visibility. Thanks to the adjustable wire shelves, the interior can optimally be used for eye-catching product presentation.



### Clear solution: the heated glass door.

The electrically heated, triple-pane glass door prevents external condensation. This ensures clear and unimpeded product visibility – the customers have an optimum view of the offered products.



### LED lighting on both sides.

Excellent sales impact: the vertical LED lighting on both sides ensures outstanding illumination of the interior providing a clear view of the products on all storage levels.

## Forced-air display freezers

### FDv 4613

No Frost LED

### Fv 3613

No Frost LED

	FDv 4613	Fv 3613
<b>Total gross / net capacity</b>	461/307 litre	365/231 litre
<b>Exterior dimensions in mm (w/d/h)</b>	670/730/1999	670/730/1659
<b>Interior dimensions in mm (w/d/h)</b>	532/568/1275	532/568/969
Energy consumption in 365 days <sup>1</sup>	2830 kWh	2779 kWh
Climate rating	7	7
Refrigerant	R 290	R 290
Sound power level	65 dB(A)	65 dB(A)
Connection rating	4.4 A/775 W	4.4 A/775 W
Frequency/voltage	50 Hz/220–240V~	50 Hz/220–240V~
Cooling system	forced-air	forced-air
Defrost	automatic	automatic
Temperature range	-10°C to -25°C	-10°C to -25°C
External cabinet finish	steel/white	steel/white
Door/lid material	glass door	glass door
Internal liner material	commercial grade moulded polystyrol	commercial grade moulded polystyrol
Type of control	electronic controller	electronic controller
Temperature display	external digital	external digital
Interior light	LED	LED
Fault: warning signal	visual and audible	visual and audible
Adjustable shelves	4 + base grid	3 + base grid
Shelf material	wire shelves plastic-coated	wire shelves plastic-coated
Shelf loading	50 kg	50 kg
Handle	ergonomic slimline handle	ergonomic slimline handle
Castors	castors with brake at the front, fixed castors at the rear	castors with brake at the front, fixed castors at the rear
Lock	fitted	fitted
Self-closing door	yes	yes
Door hinges	right hand hinged, not reversible	right hand hinged, not reversible
Insulation	67–67 mm	67–67 mm
Gross/net weight	154/141 kg	136/125 kg
<b>Also available with door hinge left</b>	<b>FDv 4613, version A03</b>	<b>Fv 3613, version A03</b>
<b>Accessories</b>		
Baskets, 42 litres	7111754	7111754
Partition grid for 42-litre basket	7111755	7111755
Baskets, 30 litres	7111758	7111758
Partition grid for 30-litre basket	7111759	7111759
Scanner rail 525 mm	7443779	7443779
Shelf, plastic-coated	7438722	7438722
Bottom grid, plastic-coated	7438721	7438721

<sup>1</sup> Measured with light switched off

## Accessories

### Section: Chest freezers for ice-cream

#### Partition grid

The partition grids for baskets support product presentation and allow flexible organisation of the interior. Suitable for all GTI models.



#### Lock with remote control

The remotely controlled lock has its own power supply and can be mounted on the rear of the GTI chest freezers. The lock is operated by wireless remote control with a range of up to 30 m. After being open for 25 seconds, the lock is automatically closed again. In the event of a power failure, there is an emergency release function. The remote-control lock can be supplied either in conjunction with a new chest freezer model, or separately for retrofitting on existing Liebherr GTI chest freezers. Suitable for all GTI models.



#### Suspended baskets

Products can be presented in a clearly sorted arrangement with the suspended baskets. Suitable for all GTE and GTL models.



#### Cylinder lock for foamed lid

A lid lock can be installed on all models to secure the contents of the chest appliance. Suitable for all GTE models.



#### Cylinder lock for glass sliding lid

A lid lock can be installed on all models to secure the contents of the chest appliance. Suitable for all GTI and GTE models.



#### Roller bars

The rollers (diameter 30 mm) make it easy to move the appliance for cleaning. Suitable for all GTL models.



### Section: Freezers with fan-assisted and static cooling

#### Optional castor set

Sturdy castors with a diameter of 100 mm enable good mobility and make it easy to clean the floor. Two castors are equipped with brakes. Suitable for the models: GGv 58, GGv 50 and GG 52.



#### Adjustable legs

The adjustable legs allow plenty of clearance for easy and convenient cleaning underneath the appliance. Suitable for the models: GG 40.



#### Roller bars

In order to ensure a easy and comfortable cleaning under the appliances, runners (diameter 25 mm) can be retrofitted. Suitable for the models: GG 40.



#### Foot pedal opener

If you don't have a hand free, you can conveniently open the door with the foot pedal available as an accessory. Suitable for the models: GGv and GG 52.



#### Shelves

The sturdy wire shelves are easy to clean and meet the most stringent hygiene requirements. They have a loading capacity of up to 60 kg. Suitable for the models: GGv.



#### Drawers

The completely enclosed drawers feature a very sturdy design and allow neat storage of small frozen food items. Suitable for the models: GG 52 and G 5216.



#### Baskets

Products can be stored in a clearly sorted arrangement with the baskets. Suitable for the models: GG 52, GG 40 and G 5216.



### Section: Forced-air display freezers

#### Baskets 30, 42 litres

These heavy-duty baskets have capacities of 30/42 litres. Suitable for the models: FDv 4613 and Fv 3613.



#### Partition grid for baskets

The partition grids for baskets support optimum product presentation and allow flexible organisation of the interior. Suitable for the models: FDv 4613 and Fv 3613.



#### Scanner rail 525 mm

Price tags and scan codes can easily be read off the practical scanner rail, which is fastened to the front of the shelves. The paper inserts can be used for pricing, branding or other useful customer information. Suitable for the models: FDv 4613 and Fv 3613.



#### Shelves

The plastic-coated grid shelves are height-adjustable and allow variable use of the interior for different frozen products. The close-mesh grid shelves have an extremely high loading capacity and ensure secure positioning of the products. Suitable for the models: FDv 4613 and Fv 3613.






#### Base-grid, plastic-coated

A sturdy, plastic-coated base-grid ensures optimum use of the appliance base. The base-grid protects the inner liner from damage and ensures secure product storage. Suitable for the models: FDv 4613 and Fv 3613.



# Liebherr commercial appliances can be found at specialist retailers where providing first-class service and expert advice is their top priority.

You can find an overview of all Liebherr appliances in our main catalogues. Available in stores or on [home.liebherr.com](http://home.liebherr.com).



## Smart communication on all fronts



### Media App

Download all catalogues and videos to your tablet quickly and easily for instant off line access.



### WineGuide App

A brief overview of Bordeaux wines and their producers, plus storage information.



[apps.home.liebherr.com](http://apps.home.liebherr.com)

Find out which app is available for which operating system (Apple, Android etc.), and which device type.



The Liebherr-Hausgeräte YouTube channel provides interesting and helpful films showing you the functions of Liebherr refrigerators and freezers.



News, product launches and special promotions can be found on our Facebook page, the Liebherr blog, on Instagram and Pinterest.



[socialmedia.home.liebherr.com](http://socialmedia.home.liebherr.com)

Learn all about our current social media channels.



Subject to alterations. Printed in Germany by raff mediagroup. 7944277-01/1.75/03.2016