

SICK

8027700 0123
9372047 0123
MPS-M
1140485386
9372049 0123

Australia Phone +61 3 9457 0800	Osterreich Phone +43 (0)22 36 62 28 80
Belgium/Luxembourg Phone +32 (0)2 468 55 66	Norge Phone +47 67 61 50 00
Brasil Phone +55 11 5215-4900	Polka Phone +48 22 837 40 50
Canada Phone +1 905 771 14 44	România Phone +40 356 171 120
China Phone +86 4000 121 000 +852 2353 6300	Russia Phone +7 495 775 05 30
Danmark Phone +45 45 82 64 00	Schweiz Phone +41 41 619 29 39
Deutschland Phone +49 211 5361 301	Serbien Phone +386 (0)147 69 990
España Phone +34 93 480 31 00	Singapur Phone +65 6744 3732
France Phone +33 1 64 62 39 00	South Korea Phone +82 2 786 6321/4
Great Britain Phone +44 (0)1727 83121	Suomi Phone +358 9 25 15 800
India Phone +91 22 4033 8333	Sverige Phone +46 10 110 10 00
Israel Phone +972 4 6801000	Taiwan Phone +886 2 2375 6288
Italia Phone +39 02 27 43 41	Türkiye Phone +90 (216) 528 50 00
Japan Phone +81 (03) 5309 2112	United Arab Emirates Phone +971 (0)4 5565 878
Magyarország Phone +36 1 371 2680	USA/Mexico Phone +1 952 941 6780
Niederlande Phone +31 (0)30 229 25 44	

SICK AG, Erwin-Sick-Strasse 1, D 79183 Waldkirch

Please find detailed addresses and additional representatives and agencies in all major industrial nations at www.sick.com

More representatives and agencies at www.sick.com - Subject to change without notice - The specified product features and technical data do not represent any guarantee.

Weitere Niederlassungen finden Sie unter www.sick.com - Irrtümer und Änderungen vorbehalten - Angegebene Produkteigenschaften und technische Daten stellen keine Garantieerklärung dar.

Plus de représentations et d'agences à l'adresse www.sick.com - Sujet à modification sans préavis - Les caractéristiques de produit et techniques indiquées ne constituent pas de déclaration de garantie.

Para mais representantes e agências, consulte www.sick.com - Alterações poderão ser feitas sem prévio aviso - As características do produto e os dados técnicos apresentados não constituem declaração de garantia.

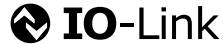
Flere repræsentanter og agenturer på www.sick.com - Med forbehold for ændringer og fejl - De angivne produktdata og tekniske data udgør ikke nogen garanti erklæring.

Altri rappresentanti ed agenzie si trovano su www.sick.com - Contenuti soggetti a modifiche senza preavviso - Le caratteristiche del prodotto e i dati tecnici non rappresentano una dichiarazione di garanzia.

Meer vestigingen en vertegenwoordigingen vindt u op www.sick.com - Wijzigingen en correcties voorbehouden - Aangegeven producteigenschappen en technische gegevens vormen geen garantieverklaring.

Más representantes y agencias en www.sick.com - Sujeto a cambio sin previo aviso - Las características y los datos técnicos especificados no constituyen ninguna declaración de garantía.

欲了解更多代表机构和代理商信息，请登录 www.sick.com - 如有更改，不另行通知 - 对所给出的产品特性和技术参数 的正确性不予保证。



Please note the validity of the additional operating instructions for automation functions

1. Device features

Supported Smart Sensor Profile Function Classes	none (Smart Sensor Profile not supported)
Supported IO-Link Time Stamp Profile modes	none (IO-Link Time Stamp Profile not supported)
Block Parameter Transmission	not supported
Data Storage functionality	supported
Access Locks (supported / modes)	Data Storage

2. Physical layer

Note: The IO-Link Device's max. current consumption (inclusive load current) shall not exceed the master port's max. output power current.

SIO Modus	yes
Min Cycle Time	1.0 ms
Baudrate ²	COM3
Process Data Length (IN)	4 Byte
IODD version	V1.04
Valid for IO-Link version	1.1.0

3. Process data

Record: 4 Byte

Bitoffset																																																																								
Byte 0	Measurement value	31	30	29	28	27	26	25	24																																																															
Type/Subindex	Integer 16																																																																							
Bitoffset																																																																								
Byte 1	Measurement value	23	22	21	20	19	18	17	16																																																															
Type/Subindex	Integer 16																																																																							
Bitoffset																																																																								
Byte 2	Scale	15	14	13	12	11	10	9	8																																																															
Type/Subindex	Integer 8																																																																							
Bitoffset																																																																								
Byte 3	Qint.X / Alert <1>	7	6	5	4	3	2	1	0	Qint.X / Alert <2>	7	6	5	4	3	2	1	0	Qint.X / Alert <3>	7	6	5	4	3	2	1	0	Qint.X / Alert <4>	7	6	5	4	3	2	1	0	Qint.X / Alert <5>	7	6	5	4	3	2	1	0	Qint.X / Alert <6>	7	6	5	4	3	2	1	0	Qint.X / Alert <7>	7	6	5	4	3	2	1	0	Qint.X / Alert <8>	7	6	5	4	3	2	1	0
Type/Subindex	Boolean	3	Boolean	4	Boolean	5	Boolean	6	Boolean	7	Boolean	8	Boolean	9	Boolean	10																																																								

4. Service data

The following ISDUs will not be saved via Data-Storage: Teach-in Channel, Device Specific Name, Find Me, Setup analog output, Total actuator travel [sum m] and Cycle count [sum]

IO-Link specific	Index dec (hex)	Name	Format (Offset)	Length	Access ¹	Default Value	Value / Range	Remark [Unit]
	12 (0x0C)	Device Access Locks	Record	2 Byte	rw	The access to the device parameters can be restricted by setting appropriate flags within this parameter.		
	1 (0x01)	Parameter Write Access	Bit (0)	1 Bit	rw	true = Locked false = Unlocked	This lock prevents the write access to all read/write parameters of the device except for the parameter 'Device Access Locks'.	
	2 (0x02)	Data Storage	Bit (1)	1 Bit	rw	true = Locked false = Unlocked	This lock prevents the write access to the device parameters via the data storage mechanism.	
	3 (0x03)	Local Parameterization	Bit (2)	1 Bit	rw	true = Locked false = Unlocked	This lock prevents the device settings from being changed via local operating elements on the device.	
	4 (0x04)	Local User Interface	Bit (3)	1 Bit	rw	true = Locked false = Unlocked	This lock prevents the access to the device settings and display via a local user interface. The user interface is disabled.	
	16 (0x10)	Vendor Name	String	64 Byte	ro	SICK AG	The vendor name that is assigned to a Vendor ID.	
	17 (0x11)	Vendor Text	String	64 Byte	ro	www.sick.com	Additional information about the vendor.	
	18 (0x12)	Product Name	String	64 Byte	ro	MPS-M	Complete product name.	
	19 (0x13)	Product ID	String	64 Byte	ro	Vendor-specific product or type identification (e.g., item number or model number).		
	20 (0x14)	Product Text	String	64 Byte	ro	Additional product information for the device.		
	21 (0x15)	Serial Number	String	16 Byte	ro	Unique, vendor-specific identifier of the individual device.		
	22 (0x16)	Hardware Revision	String	64 Byte	ro	Unique, vendor-specific identifier of the hardware revision of the individual device.		
	23 (0x17)	Firmware Revision	String	64 Byte	ro	Unique, vendor-specific identifier of the firmware revision of the individual device.		
	24 (0x18)	Application-specific Tag	String	32 Byte	rw	***	Possibility to mark a device with user- or application-specific information.	
	36 (0x24)	Device Status	UInt	8 Bit	ro	0 = Device is OK 1 = Maintenance required 2 = Out of specification 3 = Functional check 4 = Failure	Indicator for the current device condition and diagnosis state.	

¹ ro = read only, wo = write only, rw = read/write
² COM values specify the bitrate (see IO-Link specification): COM1 (4,8 kbit/s), COM2 (38,4 kbit/s), COM3 (230,4 kbit/s)

SICK

8027700 0123
9372047 0123
MPS-M
1140485386
9372049 0123

<p>Australia Phone +61 3 9457 0800</p> <p>Belgium/Luxembourg Phone +32 (0)2 468 55 66</p> <p>Brazil Phone +55 11 3215-4900</p> <p>Canada Phone +1 905 771 14 44</p> <p>Czech Republic Phone +420 2 57 91 18 50</p> <p>China Phone +86 4000 121 000 +852 2353 6300</p> <p>Danmark Phone +45 45 82 64 00</p> <p>Deutschland Phone +49 211 5301 301</p> <p>España Phone +34 93 480 31 00</p> <p>France Phone +33 1 64 62 39 00</p> <p>Great Britain Phone +44 (0)1727 831121</p> <p>India Phone +91-22-4033 8333</p> <p>Israel Phone +972-4-6801000</p> <p>Italia Phone +39 02 27 43 41</p> <p>Japan Phone +81 (03) 5309 2112</p> <p>Magnetsville Phone +36 1 271 2680</p> <p>Niederland Phone +31 (0)30 229 25 44</p> <p>SICK AG, Erwin-Sick-Strasse 1, D.79183 Waldkirch</p>	<p>Osterreich Phone +43 (0)22 36 62 28 8-0</p> <p>Norge Phone +47 67 61 50 00</p> <p>Polska Phone +48 22 837 40 50</p> <p>România Phone +40 356 171 120</p> <p>Russia Phone +7 495 775 09 30</p> <p>Schweden Phone +41 41 619 29 39</p> <p>Sveits Phone +43 6744 3732</p> <p>Sveiz Phone +386 (0)147 69 990</p> <p>Sveiz Phone +41 41 742 3733</p> <p>South Korea Phone +82 2 786 6321/4</p> <p>Suomi Phone +358 9 25 15 800</p> <p>Sverige Phone +46 10 110 10 00</p> <p>Taiwan Phone +886 2 2375 6288</p> <p>Türkiye Phone +90 (216) 538 50 00</p> <p>United Arab Emirates Phone +971 (0)4 5855 878</p> <p>USA/Mexico Phone +1 952 941 6780</p>
--	---

Please find detailed addresses and additional representatives and agencies in all major industrial nations at www.sick.com

More representatives and agencies at www.sick.com - Subject to change without notice - The specified product features and technical data do not represent any guarantee.

Weitere Niederlassungen finden Sie unter www.sick.com - Irrtümer und Änderungen vorbehalten - Angegebene Produkteigenschaften und technische Daten stellen keine Garantieerklärung dar.

Plus de représentations et d'agences à l'adresse www.sick.com - Sujet à modification sans préavis - Les caractéristiques de produit et techniques indiquées ne constituent pas de déclaration de garantie.

Para mais representantes e agências, consulte www.sick.com - Alterações poderão ser feitas sem prévio aviso - As características do produto e os dados técnicos apresentados não constituem declaração de garantia.

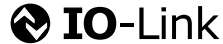
Flere repræsentanter og agenturer på www.sick.com - Med forbehold for ændringer og fejl - De angivne produktdata og tekniske data udgør ikke nogen garantierklæring.

Altri rappresentanti ed agenzie si trovano su www.sick.com - Contenuti soggetti a modifiche senza preavviso - Le caratteristiche del prodotto e i dati tecnici non rappresentano una dichiarazione di garanzia.

Meer vestigingen en correcties voorbehouden - Aangegeven producteigenschappen en technische gegevens vormen geen garantieverklaring.

Más representantes y agencias en www.sick.com - Sujeto a cambio sin previo aviso - Las características y los datos técnicos especificados no constituyen ninguna declaración de garantía.

欲了解更多代表机构和代理商信息，请登录 www.sick.com - 如有更改，不另行通知 - 对所给出的产品特性和技术参数的正确性不予保证。



Please note the validity of the additional operating instructions for automation functions

ENGLISH

IO-Link specific							
Index dec (hex)	Name	Format (Offset)	Length	Access ¹	Default Value	Value / Range	Remark [Unit]
37 (0x25)	Detailed Device Status	Array	192 Byte	ro	Octet String [64]	List of all currently pending events in the device.	
40 (0x28)	PD Input	PD In	4 Byte	ro		Last valid process input data of the device.	
SICK device specific							
Index dec (hex)	Name	Format (Offset)	Length	Access ¹	Default Value	Value / Range	Remark [Unit]
13 (0x0D)	Profile Characteristic	Record	6 Byte	ro			
1 (0x01)	Profile Identifier	Bit (32)	16 Bit	ro	10		
2 (0x02)	Profile Identifier	Bit (16)	16 Bit	ro	49		
3 (0x03)	Profile Identifier	Bit (0)	16 Bit	ro	16384		
14 (0x0E)	PDInput descriptor	Array	3 Byte	ro	Octet String [1]		
15 (0x0F)	PDOOutput descriptor	Array	3 Byte	ro	Octet String [1]		
25 (0x19)	Function Tag	String	32 Byte	rw	***	Function Tag	
26 (0x1A)	Location Tag	String	32 Byte	rw	***	Location Tag	
58 (0x3A)	Teach-in Channel	UInt	8 Bit	rw	0	0 = Default Quint (Quint. 1) 1 = Quint. 1 2 = Quint. 2 3 = Quint. 3 4 = Quint. 4 5 = Quint. 5 6 = Quint. 6 7 = Quint. 7 8 = Quint. 8	The Quint channel that is going to be teachd
59 (0x3B)	Teach-in Result	Record	1 Byte	ro		Teach-in result provides feedback on the status and the results of the teach-in activities	
1 (0x01)	State	Bit (0)	4 Bit	ro	0	0 = IDLE 1 = SP1 SUCCESS 2 = SP2 SUCCESS 3 = SP12 SUCCESS 4 = WAIT FOR COMMAND 5 = BUSY 7 = ERROR	
2 (0x02)	Flag SP1 TP1	Bit (4)	1 Bit	ro	false	true false	
3 (0x03)	Flag SP1 TP2	Bit (5)	1 Bit	ro	false	true false	
4 (0x04)	Flag SP2 TP1	Bit (6)	1 Bit	ro	false	true false	
5 (0x05)	Flag SP2 TP2	Bit (7)	1 Bit	ro	false	true false	
60 (0x3C)	Quint.1 SP1 / SP2	Record	4 Byte	rw			
1 (0x01)	SP1	Bit (16)	16 Bit	rw	0	Setpoint 1	
2 (0x02)	SP2	Bit (0)	16 Bit	rw	0	Setpoint 2	
61 (0x3D)	Quint.1 Configuration	Record	4 Byte	rw			
1 (0x01)	Switchpoint Logic	Bit (24)	8 Bit	rw	0	0 = Not inverted 1 = Inverted	
2 (0x02)	Switchpoint Mode	Bit (16)	8 Bit	rw	0	0 = Deactivated 1 = Single Point Mode 2 = Window Mode 3 = Two Point Mode 129 = Cylinder Switch Mode	
3 (0x03)	Switchpoint Hysteresis	Bit (0)	16 Bit	rw	70	[x10µm]	
62 (0x3E)	Quint.2 SP1 / SP2	Record	4 Byte	rw			
1 (0x01)	SP1	Bit (16)	16 Bit	rw	0	Setpoint 1	
2 (0x02)	SP2	Bit (0)	16 Bit	rw	0	Setpoint 2	
63 (0x3F)	Quint.2 Configuration	Record	4 Byte	rw			
1 (0x01)	Switchpoint Logic	Bit (24)	8 Bit	rw	0	0 = Not inverted 1 = Inverted	
2 (0x02)	Switchpoint Mode	Bit (16)	8 Bit	rw	0	0 = Deactivated 1 = Single Point Mode 2 = Window Mode 3 = Two Point Mode 129 = Cylinder Switch Mode	
3 (0x03)	Switchpoint Hysteresis	Bit (0)	16 Bit	rw	70	[x10µm]	
64 (0x40)	Device Specific Name	String	32 Byte	rw	***		
67 (0x43)	Process data user definition	Record	8 Byte	rw		Define the contents of the process data	

¹ ro = read only, wo = write only, rw = read/write

² COM values specify the bitrate (see IO-Link specification): COM1 (4,8 kbit/s), COM2 (38,4 kbit/s), COM3 (230,4 kbit/s)

SICK

8027700 0123
9372047 0123
MPS-M
1140485386
9372049 0123

Australia
Phone +61 3 9457 0800

Belgium/Luxembourg
Phone +32 (0)2 468 55 66

Brazil
Phone +55 11 3215-4900

Canada
Phone +1 905 771 14 44

China
Phone +86 400 121 000

Danmark
Phone +45 45 82 44 00

Deutschland
Phone +49 211 5301 301

España
Phone +34 93 480 31 00

France
Phone +33 1 64 62 39 00

Great Britain
Phone +44 (0)1727 831121

India
Phone +91-22-4033 8333

Israel
Phone +972-4-6801000

Italy
Phone +39 02 27 43 41

Japan
Phone +81 (03) 5309 2112

Magnetsville
Phone +36 1 371 2680

Niederland
Phone +31 (0)30 229 25 44

Osterreich
Phone +43 (0)22 36 62 28 80

Norge
Phone +47 67 61 51 00

Polka
Phone +48 22 837 40 50

România
Phone +40 356 171 120

Russia
Phone +7 495 775 09 30

Schweiz
Phone +41 41 619 29 39

Svealand
Phone +45 6744 3732

Sverige
Phone +386 (0)147 69 990

Sveits
Phone +27 11 472 3733

South Korea
Phone +82 2 786 6321/4

Suomi
Phone +358 9 25 15 800

Sri Lanka
Phone +94 10 110 10 00

Taiwan
Phone +886 2 2375 0288

Türkiye
Phone +90 (216) 538 50 00

United Arab Emirates
Phone +971 (0)4 5855 878

USA/Mexico
Phone +1 952 941 6780

SICK AG, Erwin-Sick-Strasse 1, D-79183 Waldkirch

More representatives and agencies at www.sick.com - Subject to change without notice - The specified product features and technical data do not represent any guarantee.

Weitere Niederlassungen finden Sie unter www.sick.com - Irrtümer und Änderungen vorbehalten - Angegebene Produkteigenschaften und technische Daten stellen keine Garantieerklärung dar.

Plus de représentations et d'agences à l'adresse www.sick.com - Sujet à modification sans préavis - Les caractéristiques de produit et techniques indiquées ne constituent pas de déclaration de garantie.

Para mais representantes e agências, consulte www.sick.com - Alterações poderão ser feitas sem prévio aviso - As características do produto e os dados técnicos apresentados não constituem declaração de garantia.

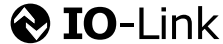
Flere repræsentanter og agenturer på www.sick.com - Med forbehold for ændringer og fejl - De angivne produktdata og tekniske data udgør ikke nogen garantierklæring.

Altri rappresentanti ed agenzie si trovano su www.sick.com - Contenuti soggetti a modifiche senza preavviso - Le caratteristiche del prodotto e i dati tecnici non rappresentano una dichiarazione di garanzia.

Meer vestigingen en vertegenwoordigingen vindt u op www.sick.com - Wijzigingen en correcties voorbehouden - Aangegeven producteigenschappen en technische gegevens vormen geen garantieverklaring.

Más representantes y agencias en www.sick.com - Sujeto a cambio sin previo aviso - Las características y los datos técnicos especificados no constituyen ninguna declaración de garantía.

欲了解更多代表机构和代理商信息，请登录 www.sick.com - 如有更改，不另行通知 - 对所给出的产品特性和技术参数 的正确性不予保证。



Please note the validity of the additional operating instructions for automation functions

ENGLISH

SICK device specific							
Index dec (hex)	Name	Format (Offset)	Length	Access ¹	Default Value	Value / Range	Remark [Unit]
1 (0x01)	Bit 0	Bit (56)	8 Bit	rw	1	0 = Set bit to constant 0 1 = Quint.1 2 = Quint.2 3 = Quint.3 4 = Quint.4 5 = Quint.5 6 = Quint.6 7 = Quint.7 8 = Quint.8 60 = Group alert: Cycle time 65 = Direct alert: Operating hours max. 68 = Direct alert: Power cycles max. 69 = Direct alert: Cycle count max. 90 = Direct alert: Total actuator travel max.	Content of process data bit 0
2 (0x02)	Bit 1	Bit (48)	8 Bit	rw	2	Compare value range in subindex 1	Content of process data bit 1
3 (0x03)	Bit 2	Bit (40)	8 Bit	rw	3	Compare value range in subindex 1	Content of process data bit 2
4 (0x04)	Bit 3	Bit (32)	8 Bit	rw	4	Compare value range in subindex 1	Content of process data bit 3
5 (0x05)	Bit 4	Bit (24)	8 Bit	rw	5	Compare value range in subindex 1	Content of process data bit 4
6 (0x06)	Bit 5	Bit (16)	8 Bit	rw	6	Compare value range in subindex 1	Content of process data bit 5
7 (0x07)	Bit 6	Bit (8)	8 Bit	rw	7	Compare value range in subindex 1	Content of process data bit 6
8 (0x08)	Bit 7	Bit (0)	8 Bit	rw	8	Compare value range in subindex 1	Content of process data bit 7
120 (0x78)	Process data select	UInt	8 Bit	rw	0	0 = Measurement value (2 Bytes) + Scale (1 Byte) + 8xQuints/Alerts (1 Byte)	
170 (0xAA)	Switchpoint width [x10µm]	Record	16 Byte	rw	Switchpoint width		
1 (0x01)	Quint.1 width	Bit (112)	16 Bit	rw	200	0...1000	[x10µm]
2 (0x02)	Quint.2 width	Bit (96)	16 Bit	rw	200	0...1000	[x10µm]
3 (0x03)	Quint.3 width	Bit (80)	16 Bit	rw	200	0...1000	[x10µm]
4 (0x04)	Quint.4 width	Bit (64)	16 Bit	rw	200	0...1000	[x10µm]
5 (0x05)	Quint.5 width	Bit (48)	16 Bit	rw	200	0...1000	[x10µm]
6 (0x06)	Quint.6 width	Bit (32)	16 Bit	rw	200	0...1000	[x10µm]
7 (0x07)	Quint.7 width	Bit (16)	16 Bit	rw	200	0...1000	[x10µm]
8 (0x08)	Quint.8 width	Bit (0)	16 Bit	rw	200	0...1000	[x10µm]
204 (0xCC)	Find Me	UInt	8 Bit	rw	0	0 = Stop FindMe 1 = LED flash	
207 (0xCF)	Setup analog output	Record	4 Byte	rw			
1 (0x01)	Measurement area start point	Bit (16)	16 Bit	rw	-2500		
2 (0x02)	Measurement area end point	Bit (0)	16 Bit	rw	2500		
256 (0x100)	Position [x10µm]	Int	16 Bit	ro	Current position [x10µm]		
257 (0x101)	Position offset [x10µm]	Int	16 Bit	rw	0	Offset that is added to the current position [x10µm]	
260 (0x104)	Detection range [x10µm]	Record	4 Byte	rw			
1 (0x01)	Minimal position	Bit (16)	16 Bit	rw	-2500	-3000...3000	[x10µm]
2 (0x02)	Maximal position	Bit (0)	16 Bit	rw	2500	-3000...3000	[x10µm]
261 (0x105)	Current position repeatability [mm]	Float	4 Byte	ro	[mm]		
265 (0x109)	Position noise limit for application range [mm]	Float	4 Byte	rw	0.3	[mm]	
4356 (0x1104)	Operating hours	Record	12 Byte	ro	Operating Hours data		
1 (0x01)	Total	Bit (64)	32 Bit	ro	[h]		
2 (0x02)	Since last reset	Bit (32)	32 Bit	ro	[h]		
3 (0x03)	Since startup	Bit (0)	32 Bit	ro	[h]		
4357 (0x1105)	Power cycles	Record	8 Byte	ro	Power Cycles data		
1 (0x01)	Total	Bit (32)	32 Bit	ro			
2 (0x02)	Since last reset	Bit (0)	32 Bit	ro			
4367 (0x110F)	DD - Reset device diagnostics parameters	UInt	8 Bit	wo	1 = Reset operating hours 2 = Reset power cycles 255 = Reset all device diagnostics parameters	DD - reset the device diagnostics parameters	
4368 (0x1110)	DD - Alert source	Record	2 Byte	rw	Set the alert source of the device diagnosis data		
1 (0x01)	Operating hours alert source	Bit (8)	8 Bit	rw	0	0 = Total 1 = Since Last Reset 2 = Since Startup	
2 (0x02)	Power cycles alert source	Bit (0)	8 Bit	rw	0	0 = Total 1 = Since Last Reset	

¹ ro = read only, wo = write only, rw = read/write

² COM values specify the bitrate (see IO-Link specification): COM1 (4,8 kbit/s), COM2 (38,4 kbit/s), COM3 (230,4 kbit/s)

SICK

8027700 0123
9372047 0123
MPS-M
1140485386
9372049 0123

Australia Phone +61 3 9457 0800	Osterreich Phone +43 (0)22 36 62 28 8-0
Belgium/Luxembourg Phone +32 (0)2 468 55 66	Norge Phone +47 67 61 50 00
Brazil Phone +55 11 5215-4900	Polka Phone +48 22 837 40 50
Canada Phone +1 905 771 14 44	România Phone +40 356 171 120
China Phone +86 4000 121 000 +852 2353 6300	Russia Phone +7 495 775 05 30
Denmark Phone +45 45 82 64 00	Schweiz Phone +41 41 619 29 39
Deutschland Phone +49 211 5361 301	Slovakei Phone +386 (0)147 69 990
España Phone +34 93 480 31 00	South Korea Phone +82 2 786 6321/4
France Phone +33 1 64 62 39 00	Suomi Phone +358 9 25 15 800
Great Britain Phone +44 (0)1727 831121	Sverige Phone +46 10 110 10 00
India Phone +91-22-4033 8333	Taiwan Phone +886-2-2375-6288
Israel Phone +972-4-6801000	Türkiye Phone +90 (216) 528 50 00
Italy Phone +39 02 27 43 41	United Arab Emirates Phone +971 (0)4 5865 878
Japan Phone +81 (03) 5309 2112	USA/Mexico Phone +1 (952) 941-6780
Magnetsensoren Phone +36 1 371 2680	
Niederland Phone +31 (0)30 229 25 44	

SICK AG, Erwin-Sick-Strasse 1, D 79183 Waldkirch

Please find detailed addresses and additional representatives and agencies in all major industrial nations at www.sick.com

More representatives and agencies at www.sick.com - Subject to change without notice - The specified product features and technical data do not represent any guarantee.

Weitere Niederlassungen finden Sie unter www.sick.com - Irrtümer und Änderungen vorbehalten - Angegebene Produkteigenschaften und technische Daten stellen keine Garantieerklärung dar.

Plus de représentations et d'agences à l'adresse www.sick.com - Sujet à modification sans préavis - Les caractéristiques de produit et techniques indiquées ne constituent pas de déclaration de garantie.

Para mais representantes e agências, consulte www.sick.com - Alterações poderão ser feitas sem prévio aviso - As características do produto e os dados técnicos apresentados não constituem declaração de garantia.

Flere repræsentanter og agenturer på www.sick.com - Med forbehold for ændringer og fejl - De angivne produkttegnelser og tekniske data udgør ikke nogen garantierklæring.

Altri rappresentanti ed agenzie si trovano su www.sick.com - Contenuti soggetti a modifiche senza preavviso - Le caratteristiche del prodotto e i dati tecnici non rappresentano una dichiarazione di garanzia.

Meer vestigingen en vertegenwoordigingen vindt u op www.sick.com - Wijzigingen en correcties voorbehouden - Aangegeven producteigenschappen en technische gegevens vormen geen garantieverklaring.

Más representantes y agencias en www.sick.com - Sujeto a cambio sin previo aviso - Las características y los datos técnicos especificados no constituyen ninguna declaración de garantía.

欲了解更多代表机构和代理商信息，请登录 www.sick.com - 如有更改，不另行通知 - 对所给出的产品特性和技术参数 的正确性不予保证。



Please note the validity of the additional operating instructions for automation functions

ENGLISH

SICK device specific							
Index dec (hex)	Name	Format (Offset)	Length	Access ¹	Default Value	Value / Range	Remark [Unit]
4369 (0x1111)	DD - Alert limit	Record	8 Byte	rw	Set the limits of the device diagnosis alerts		
1 (0x01)	Operating hours limit	Bit (32)	32 Bit	rw	876000	0...876000	[h]
2 (0x02)	Power cycles limit	Bit (0)	32 Bit	rw	1000000		
4370 (0x1112)	DD - Alert flags	Record	1 Byte	ro	Get the device diagnosis alerts		
1 (0x01)	Operating hours alert	Bit (1)	1 Bit	ro	true = Alert occurred false = Alert did not occur		
2 (0x02)	Power cycles alert	Bit (0)	1 Bit	ro	true = Alert occurred false = Alert did not occur		
4372 (0x1114)	Actuator travel [x10µm]	UInt	16 Bit	ro	[x10µm]		
4374 (0x1116)	Total actuator travel [sum m]	UInt	32 Bit	rw	[m]		
4375 (0x1117)	Average actuator velocity [m/s]	Record	8 Byte	ro			
1 (0x01)	Extend (positive direction)	Bit (32)	4 Byte	ro	Format = Float [m/s]		
2 (0x02)	Retract (negative direction)	Bit (0)	4 Byte	ro	Format = Float [m/s]		
4379 (0x111B)	Actuator travel time [ms]	Record	8 Byte	ro			
1 (0x01)	Extend (positive direction)	Bit (32)	4 Byte	ro	Format = Float [ms]		
2 (0x02)	Retract (negative direction)	Bit (0)	4 Byte	ro	Format = Float [ms]		
4380 (0x111C)	Cycle time [ms]	Float	4 Byte	ro	[ms]		
4381 (0x111D)	Dwell time [ms]	Record	8 Byte	ro			
1 (0x01)	Start position	Bit (32)	4 Byte	ro	Format = Float [ms]		
2 (0x02)	Stop position	Bit (0)	4 Byte	ro	Format = Float [ms]		
4382 (0x111E)	Cycle count [sum]	UInt	32 Bit	rw			
4398 (0x112E)	Reset actuator diagnostics parameters	UInt	8 Bit	wo	1 = Reset total actuator travel 2 = Reset actuator cycles 255 = Reset all actuator diagnostics parameters	DD - reset the device diagnostics parameters	
4399 (0x112F)	Actuator alert limits	Record	16 Byte	rw	Set the limits of the actuator alerts		
1 (0x01)	Total actuator travel limit	Bit (96)	32 Bit	rw	100000	[m]	
2 (0x02)	Min. cycle time limit	Bit (64)	4 Byte	rw	0	Format = Float [ms]	
3 (0x03)	Max. cycle time limit	Bit (32)	4 Byte	rw	86400000	Format = Float [ms]	
4 (0x04)	Cycle count limit	Bit (0)	32 Bit	rw	1000000		
4400 (0x1130)	Actuator alerts	Record	1 Byte	ro	Get the actuator alerts		
1 (0x01)	Total actuator travel alert	Bit (3)	1 Bit	ro	true = Alert occurred false = Alert did not occur		
2 (0x02)	Min. cycle time alert	Bit (2)	1 Bit	ro	true = Alert occurred false = Alert did not occur		
3 (0x03)	Max. cycle time alert	Bit (1)	1 Bit	ro	true = Alert occurred false = Alert did not occur		
4 (0x04)	Cycle count alert	Bit (0)	1 Bit	ro	true = Alert occurred false = Alert did not occur		
4602 (0x11FA)	Current field strength [mT]	Record	8 Byte	ro	Magnetic field strength of magnetic elements		
1 (0x01)	Current1	Bit (32)	4 Byte	ro	Magnetic field strength of magnetic element 1. Format = Float [mT]		
2 (0x02)	Current2	Bit (0)	4 Byte	ro	Magnetic field strength of magnetic element 2. Format = Float [mT]		
4604 (0x11FC)	Peak field strength [mT]	Record	8 Byte	ro			
1 (0x01)	Current1	Bit (32)	4 Byte	ro	Magnetic field strength of magnetic element 1. Format = Float [mT]		
2 (0x02)	Current2	Bit (0)	4 Byte	ro	Magnetic field strength of magnetic element 2. Format = Float [mT]		
4842 (0x12EA)	Alert settings	Record	8 Byte	rw			
1 (0x01)	Alert delay time [ms]	Bit (32)	32 Bit	rw	0	0...1000000 = Alert delay time between 0 and 1000s	Time for which alerts bits are delayed. An alert is only generated if the corresponding alert condition is fulfilled for longer than the alert delay time defined here. [ms]
2 (0x02)	Automatic alert reset time [ms]	Bit (0)	32 Bit	rw	-1	-1...1000000 = Automatic alert reset time between 0 and 1000s, -1 deactivates the automatic alert reset.	Time after which alert bits are reset automatically if the corresponding alert condition is no longer fulfilled. A negative value deactivates the automatic alert reset. [ms]
14905 (0x3A39)	Platform version	String	32 Byte	ro			
16384 (0x4000)	Qint.3 SP1 / SP2	Record	4 Byte	rw			

¹ ro = read only, wo = write only, rw = read/write

² COM values specify the bitrate (see IO-Link specification): COM1 (4,8 kbit/s), COM2 (38,4 kbit/s), COM3 (230,4 kbit/s)

SICK

8027700 0123
9372047 0123
MPS-M
1140485386
9372049 0123

<p>Australia Phone +61 3 9457 0800</p> <p>Belgium/Luxembourg Phone +32 (0)2 468 55 66</p> <p>Brazil Phone +55 11 5215-9900</p> <p>Canada Phone +1 905 771 14 44</p> <p>China Phone +86 4000 121 000 +852 2353 6300</p> <p>Danmark Phone +45 45 82 64 00</p> <p>Deutschland Phone +49 211 5351 301</p> <p>España Phone +34 93 480 31 00</p> <p>France Phone +33 1 64 62 39 00</p> <p>Great Britain Phone +44 (0)1727 831121</p> <p>India Phone +91-22-4033 8333</p> <p>Israel Phone +972-4-6801000</p> <p>Italy Phone +39 02 27 43 41</p> <p>Japan Phone +81 (0)3 5309 2112</p> <p>Magyarország Phone +36 1 371 2680</p> <p>Niederland Phone +31 (0)30 229 25 44</p> <p>SICK AG, Erwin-Sick-Strasse 1, D 79183 Waldkirch</p>	<p>Osterreich Phone +43 (0)22 36 62 28 8-0</p> <p>Norge Phone +47 67 61 51 00</p> <p>Polska Phone +48 22 837 40 50</p> <p>România Phone +40 356 171 120</p> <p>Russia Phone +7 495 775 09 30</p> <p>Schweiz Phone +41 41 619 29 39</p> <p>Sveits Phone +43 6744 3732</p> <p>Sverige Phone +386 (0)147 69 990</p> <p>Sveits Phone +27 11 472 3733</p> <p>South Korea Phone +82 2 786 6321/4</p> <p>Spain Phone +358 9 25 15 800</p> <p>Sri Lanka Phone +91 10 110 110 00</p> <p>Taiwan Phone +886 2 2375 6288</p> <p>Türkiye Phone +90 (216) 538 50 00</p> <p>United Arab Emirates Phone +971 (0)4 5855 878</p> <p>USA/Mexico Phone +1 2952 941 6780</p>
---	---

Please find detailed addresses and additional representatives and agencies in all major industrial nations at www.sick.com

More representatives and agencies at www.sick.com - Subject to change without notice - The specified product features and technical data do not represent any guarantee.

Weitere Niederlassungen finden Sie unter www.sick.com - Irrtümer und Änderungen vorbehalten - Angegebene Produkteigenschaften und technische Daten stellen keine Garantieerklärung dar.

Plus de représentations et d'agences à l'adresse www.sick.com - Sujet à modification sans préavis - Les caractéristiques de produit et techniques indiquées ne constituent pas de déclaration de garantie.

Para mais representantes e agências, consulte www.sick.com - Alterações poderão ser feitas sem prévio aviso - As características do produto e os dados técnicos apresentados não constituem declaração de garantia.

Fiere representanter og agenturer på www.sick.com - Med forbehold for ændringer og fejl - De angivne produkttegnelser og tekniske data udgør ikke nogen garantierklæring.

Altri rappresentanti ed agenzie si trovano su www.sick.com - Contenuti soggetti a modifiche senza preavviso - Le caratteristiche del prodotto e i dati tecnici non rappresentano una dichiarazione di garanzia.

Meer vestigingen en correcties voorbehouden - Aangegeven producteigenschappen en technische gegevens vormen geen garantieverklaring.

Más representantes y agencias en www.sick.com - Sujeto a cambio sin previo aviso - Las características y los datos técnicos especificados no constituyen ninguna declaración de garantía.

欲了解更多代表机构和代理商信息，请登录 www.sick.com - 如有更改，不另行通知 - 对所给出的产品特性和技术参数的正确性不予保证。



Please note the validity of the additional operating instructions for automation functions

ENGLISH

SICK device specific							
Index dec (hex)	Name	Format (Offset)	Length	Access ¹	Default Value	Value / Range	Remark [Unit]
1 (0x01)	SP1	Bit (16)	16 Bit	rw	0	Setpoint 1	
2 (0x02)	SP2	Bit (0)	16 Bit	rw	0	Setpoint 2	
16385 (0x4001)	Qint.3 Configuration	Record	4 Byte	rw			
1 (0x01)	Switchpoint Logic	Bit (24)	8 Bit	rw	0	0 = Not inverted 1 = Inverted	
2 (0x02)	Switchpoint Mode	Bit (16)	8 Bit	rw	0	0 = Deactivated 1 = Single Point Mode 2 = Window Mode 3 = Two Point Mode 129 = Cylinder Switch Mode	
3 (0x03)	Switchpoint Hysteresis	Bit (0)	16 Bit	rw	70	[x10µm]	
16386 (0x4002)	Qint.4 SP1 / SP2	Record	4 Byte	rw			
1 (0x01)	SP1	Bit (16)	16 Bit	rw	0	Setpoint 1	
2 (0x02)	SP2	Bit (0)	16 Bit	rw	0	Setpoint 2	
16387 (0x4003)	Qint.4 Configuration	Record	4 Byte	rw			
1 (0x01)	Switchpoint Logic	Bit (24)	8 Bit	rw	0	0 = Not inverted 1 = Inverted	
2 (0x02)	Switchpoint Mode	Bit (16)	8 Bit	rw	0	0 = Deactivated 1 = Single Point Mode 2 = Window Mode 3 = Two Point Mode 129 = Cylinder Switch Mode	
3 (0x03)	Switchpoint Hysteresis	Bit (0)	16 Bit	rw	70	[x10µm]	
16388 (0x4004)	Qint.5 SP1 / SP2	Record	4 Byte	rw			
1 (0x01)	SP1	Bit (16)	16 Bit	rw	0	Setpoint 1	
2 (0x02)	SP2	Bit (0)	16 Bit	rw	0	Setpoint 2	
16389 (0x4005)	Qint.5 Configuration	Record	4 Byte	rw			
1 (0x01)	Switchpoint Logic	Bit (24)	8 Bit	rw	0	0 = Not inverted 1 = Inverted	
2 (0x02)	Switchpoint Mode	Bit (16)	8 Bit	rw	0	0 = Deactivated 1 = Single Point Mode 2 = Window Mode 3 = Two Point Mode 129 = Cylinder Switch Mode	
3 (0x03)	Switchpoint Hysteresis	Bit (0)	16 Bit	rw	70	[x10µm]	
16390 (0x4006)	Qint.6 SP1 / SP2	Record	4 Byte	rw			
1 (0x01)	SP1	Bit (16)	16 Bit	rw	0	Setpoint 1	
2 (0x02)	SP2	Bit (0)	16 Bit	rw	0	Setpoint 2	
16391 (0x4007)	Qint.6 Configuration	Record	4 Byte	rw			
1 (0x01)	Switchpoint Logic	Bit (24)	8 Bit	rw	0	0 = Not inverted 1 = Inverted	
2 (0x02)	Switchpoint Mode	Bit (16)	8 Bit	rw	0	0 = Deactivated 1 = Single Point Mode 2 = Window Mode 3 = Two Point Mode 129 = Cylinder Switch Mode	
3 (0x03)	Switchpoint Hysteresis	Bit (0)	16 Bit	rw	70	[x10µm]	
16392 (0x4008)	Qint.7 SP1 / SP2	Record	4 Byte	rw			
1 (0x01)	SP1	Bit (16)	16 Bit	rw	0	Setpoint 1	
2 (0x02)	SP2	Bit (0)	16 Bit	rw	0	Setpoint 2	
16393 (0x4009)	Qint.7 Configuration	Record	4 Byte	rw			
1 (0x01)	Switchpoint Logic	Bit (24)	8 Bit	rw	0	0 = Not inverted 1 = Inverted	
2 (0x02)	Switchpoint Mode	Bit (16)	8 Bit	rw	0	0 = Deactivated 1 = Single Point Mode 2 = Window Mode 3 = Two Point Mode 129 = Cylinder Switch Mode	
3 (0x03)	Switchpoint Hysteresis	Bit (0)	16 Bit	rw	70	[x10µm]	
16394 (0x400A)	Qint.8 SP1 / SP2	Record	4 Byte	rw			
1 (0x01)	SP1	Bit (16)	16 Bit	rw	0	Setpoint 1	
2 (0x02)	SP2	Bit (0)	16 Bit	rw	0	Setpoint 2	

¹ ro = read only, wo = write only, rw = read/write
² COM values specify the bitrate (see IO-Link specification): COM1 (4,8 kbit/s), COM2 (38,4 kbit/s), COM3 (230,4 kbit/s)



8027700 0123
9372047 0123
MPS-M
1140485386
9372049 0123

Australia Phone +61 3 9457 0800	Osterreich Phone +43 (0)22 36 62 28 8-0
Belgium/Luxembourg Phone +32 (0)2 468 35 66	Norge Phone +47 67 61 51 50 00
Brasil Phone +55 11 5215-4900	Polka Phone +48 22 837 40 50
Canada Phone +1 905 771 14 44	România Phone +40 356 171 120
China Phone +86 400 121 000 +852 2353 6300	Russia Phone +7 495 775 09 30
Danmark Phone +45 45 82 64 00	Schweden Phone +46 10 110 10 00
Deutschland Phone +49 211 5301 301	South Korea Phone +82 2 786 6321/4
España Phone +34 93 480 31 00	Suomi Phone +358 9 25 15 800
France Phone +33 1 64 62 39 00	Sverige Phone +46 10 110 10 00
Great Britain Phone +44 (0)1727 831121	Taiwan Phone +886 2 2375 6288
India Phone +91 22 4033 8333	Türkiye Phone +90 (216) 528 50 00
Israel Phone +972 4 6801000	United Arab Emirates Phone +971 (0) 4 5865 878
Italia Phone +39 02 27 43 41	USA/Mexico Phone +1 950 941 6780
Japan Phone +81 (03) 5309 2112	
Magnetsverige Phone +36 1 371 2680	
Niederland Phone +31 (0)30 229 25 44	

SICK AG, Erwin-Sick-Strasse 1, D 79183 Waldkirch

Please find detailed addresses and additional representatives and agencies in all major industrial nations at www.sick.com

More representatives and agencies at www.sick.com - Subject to change without notice - The specified product features and technical data do not represent any guarantee.

Weitere Niederlassungen finden Sie unter www.sick.com - Irrtümer und Änderungen vorbehalten - Angegebene Produkteigenschaften und technische Daten stellen keine Garantieerklärung dar.

Plus de représentations et d'agences à l'adresse www.sick.com - Sujet à modification sans préavis - Les caractéristiques de produit et techniques indiquées ne constituent pas de déclaration de garantie.

Para mais representantes e agências, consulte www.sick.com - Alterações poderão ser feitas sem prévio aviso - As características do produto e os dados técnicos apresentados não constituem declaração de garantia.

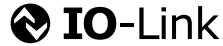
Fiere representanter og agenturer på www.sick.com - Med forbehold for ændringer og fejl - De anførte produkttegnelser og tekniske data udgør ikke nogen garantierklæring.

Altri rappresentanti ed agenzie si trovano su www.sick.com - Contenuti soggetti a modifiche senza preavviso - Le caratteristiche del prodotto e i dati tecnici non rappresentano una dichiarazione di garanzia.

Meer vestigingen en vertegenwoordigingen vindt u op www.sick.com - Wijzigingen en correcties voorbehouden - Aangegeven producteigenschappen en technische gegevens vormen geen garantieverklaring.

Más representantes y agencias en www.sick.com - Sujeto a cambio sin previo aviso - Las características y los datos técnicos especificados no constituyen ninguna declaración de garantía.

欲了解更多代表机构和代理商信息，请登录 www.sick.com - 如有更改，不另行通知 - 对所给出的产品特性和技术参数 的正确性不予保证。



Please note the validity of the additional operating instructions for automation functions

ENGLISH

SICK device specific							
Index dec (hex)	Name	Format (Offset)	Length	Access ¹	Default Value	Value / Range	Remark [Unit]
16395 (0x400B)	Qint.8 Configuration	Record	4 Byte	rw			
1 (0x01)	Switchpoint Logic	Bit (24)	8 Bit	rw	0	0 = Not inverted 1 = Inverted	
2 (0x02)	Switchpoint Mode	Bit (16)	8 Bit	rw	0	0 = Deactivated 1 = Single Point Mode 2 = Window Mode 3 = Two Point Mode 129 = Cylinder Switch Mode	
3 (0x03)	Switchpoint Hysteresis	Bit (0)	16 Bit	rw	70	[x10µm]	
16512 (0x4080)	MDC Descr	Record	11 Byte	ro		Information on structure of the Process Data	
1 (0x01)	Lower Limit	Bit (56)	32 Bit	ro	-2500	-2147482880...2147482880 = Permissible values for the Detection range	Lower value measurement range
2 (0x02)	Upper Limit	Bit (24)	32 Bit	ro	2500	-2147482880...2147482880 = Permissible values for the Detection range	Upper value measurement range
3 (0x03)	Unit code	Bit (8)	16 Bit	ro	1010	1010 = Distance [m]	
4 (0x04)	Scale	Bit (0)	8 Bit	ro	-5	-128...127 = Range shifting (10 [^] scale)	
17341 (0x43BD)	FW Password	String	16 Byte	wo			
17342 (0x43BE)	HW ID Key	String	32 Byte	ro			
17343 (0x43BF)	Bootmode Status	UInt	8 Bit	ro	0 = Bootloader is inactive 1 = Bootloader is active		

Standard command					
Index dec (hex)	Name	Access ¹	Value	Remark [Unit]	
2 (0x02)	System Command	wo	65	SP1 Single Value Teach	
			66	SP2 Single Value Teach	
			79	Teach Cancel	
			80	Start unlocking sequence	
			81	Unlocking command 1	
			82	Unlocking command 2	
			128	Device Reset	Performs a system restart. All read-only parameter are rejected
			129	Application Reset	Reset for all actuator specific values related to position calculation of MPS-M
			130	Restore Factory Settings	All default parameter are reloaded
			192	Reset trained algorithm parameter	
228	Reset diagnostics parameter	Resets operating hours, power cycles, cycle count and total actuator travel			
229	Reset all present alerts				

¹ ro = read only, wo = write only, rw = read/write

² COM values specify the bitrate (see IO-Link specification): COM1 (4,8 kbit/s), COM2 (38,4 kbit/s), COM3 (230,4 kbit/s)