

VPVISION

| Real time energy monitoring





'The VPVision system is easy to understand and we have been able to customize it to meet our monitoring needs.'

- California Steel Industries



'The VPVision system helps us to keep our compressed air system running at optimum efficiency.'

- Bolletje's Bakery

VPVISION

- ✓ Complete energy monitoring
- ✓ Fast return on investment
- ✓ Easy to use
- ✓ Web based
- ✓ Flexible, Scalable
- ✓ Supports your ISO50001 Energy Management System

Your factory deserves real time energy monitoring

VPVision is the complete real time energy monitoring solution for all utilities within your company. Get a grip on your usage and see the patterns on your supply and demand side. Take factual and well-founded decisions on your costs and investments. Reveal the consumption of all utilities, including compressed air, technical gases, steam, vacuum, natural gas, electricity, waste water, heating fuels etc.

VPVision enables you to view data on any platform, from PC to smartphone. It will help your organization to raise the energy awareness among your staff. It will be your guiding hand to target energy savings for individuals, teams or at a company-wide level.

For energy monitoring and more

VPVision offers you the complete monitoring solution for energy flows and environmental registrations. VPPVision is extremely flexible and adaptable as your organization grows. You can customize VPPVision yourself: add channels, change dashboards, and create reports yourself.



Understandable system diagrams on the optional P&ID widget.

Features and benefits

- > 100% web based interface
- > On-premise storage, safe and secure
- > Independent of hardware: use any 4..20 mA, Modbus RTU, Modbus TCP sensor
- > Customisable screens
- > Independent of any kind of energy utility
- > Automated PDF report generation with e-mail function
- > Virtual channels (calculated values)
- > Interactive P&ID screens
- > Optional advanced alarms for threshold values
- > Optional SQL connector

1+2/3

Virtual channels enable you to combine sensor signals and create another virtual sensor. For example, you can combine two flow meters to calculate the sum of or the difference between them, to allocate costs to specific areas inside your plant.



'VPVision is a really powerful tool to keep our compressed air flow consumption at the lowest possible level. It helps us to prevent leakage and to optimize our compressed air supply'

- Kikkoman Europe

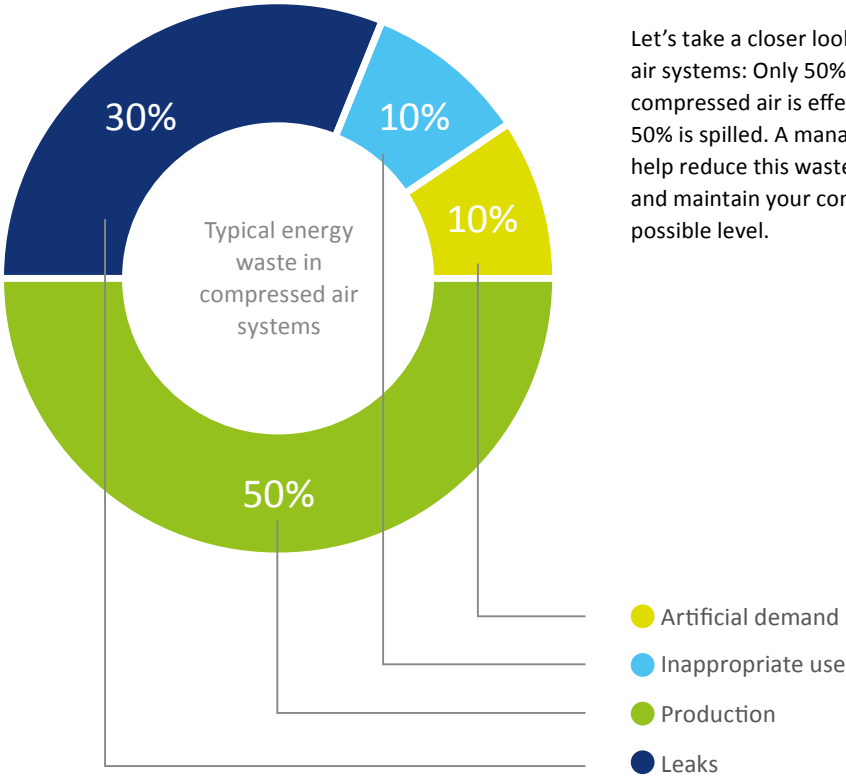


'VPVision is very easy to use. It provides us real time view via a web interface, without the need to install any software. It provides us a lot of information in a simple way.'

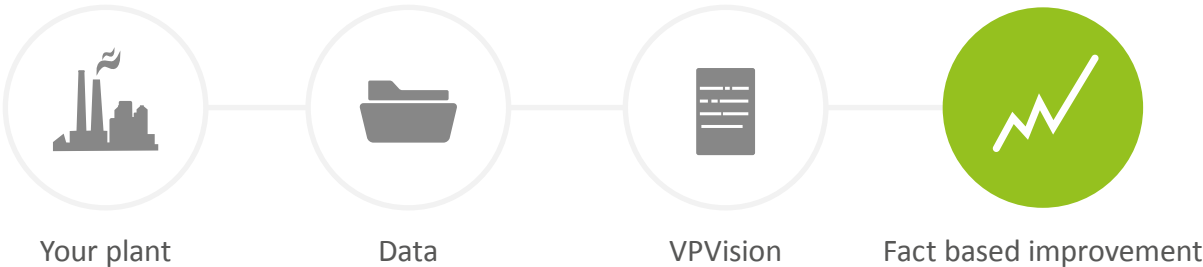
- Samsung Poland

Unleash your savings potential

Energy is expensive. Electricity, gas and water are often a company's biggest bill. They are commonly used and spilled. Compressed air is a notoriously expensive utility, as it is nearly 10 times more expensive than electricity. Other forms such as waste water are becoming heavily taxed. Peak loads on your electricity consumption can result in high penalties. All good reasons to monitor your energy consumption and look for potential savings.

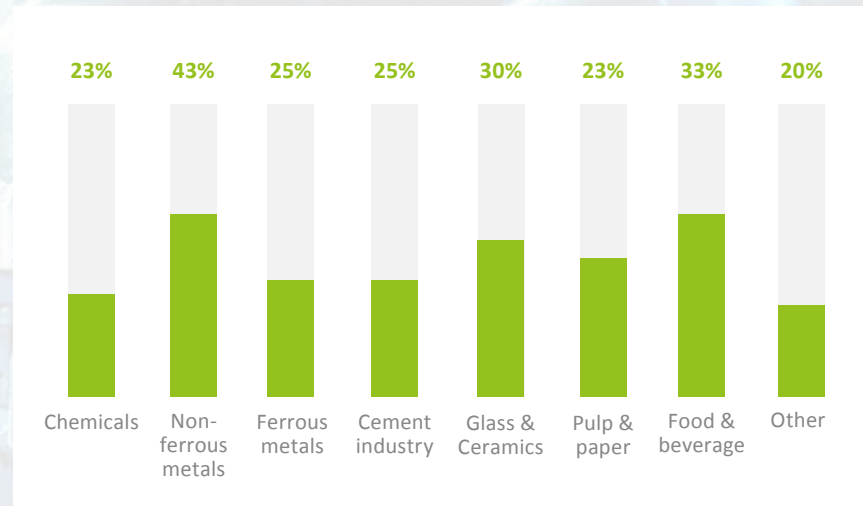


Let's take a closer look at compressed air systems: Only 50% of the generated compressed air is effectively used. The other 50% is spilled. A management system will help reduce this waste of energy and money, and maintain your consumption at the lowest possible level.



Average savings potential per industry

Energy savings potentials are still enormous. Most companies are yet to take a serious approach. Even in industrialized countries the savings potential is between 10% and 40%. In developing countries the potential could go up to as much as 50%.



Complete the cycle



Energy management is a continuous process

Create awareness through permanent monitoring. VPVision is the perfect tool.

Step 1

Prepare yourself and your team. Involve your management and set the goals you want to achieve.

Step 2

Define the current state of energy flows and systems. Gather data, and identify opportunities.

Step 3

Analyze the results, and plan the actions to improve efficiency.

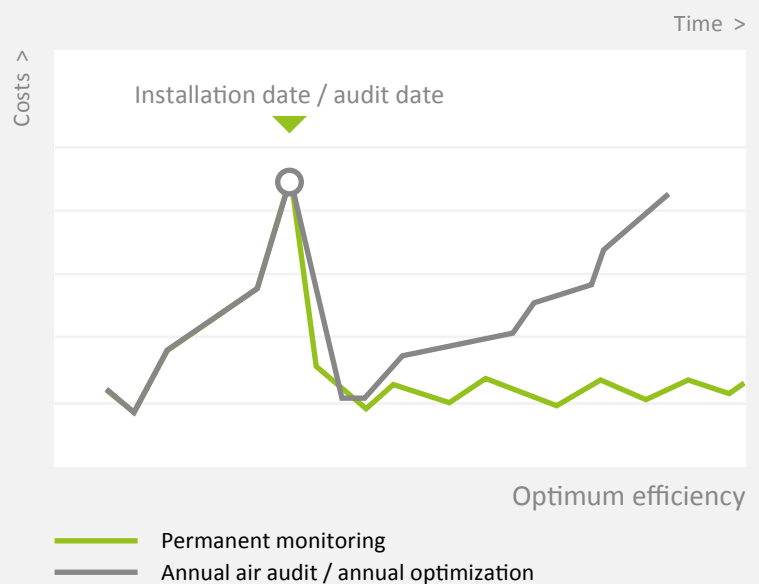
Step 4

Implement the actions. Execute the plan, drive towards the goal.

Why permanent monitoring?

A one off energy audit will render a one-time only reduction of energy costs. After a certain period of time, your costs will increase Whereas with 24x7 monitoring, you will:

- > Keep a constant eye on consumption, to make people aware.
- > Detect leakage and waste on time
- > Benchmark multiple machines or production sites
- > Optimize service intervals and maintenance
- > Establish your energy base line and set critical energy performance indicators
- > Allocate costs to specific products or departments



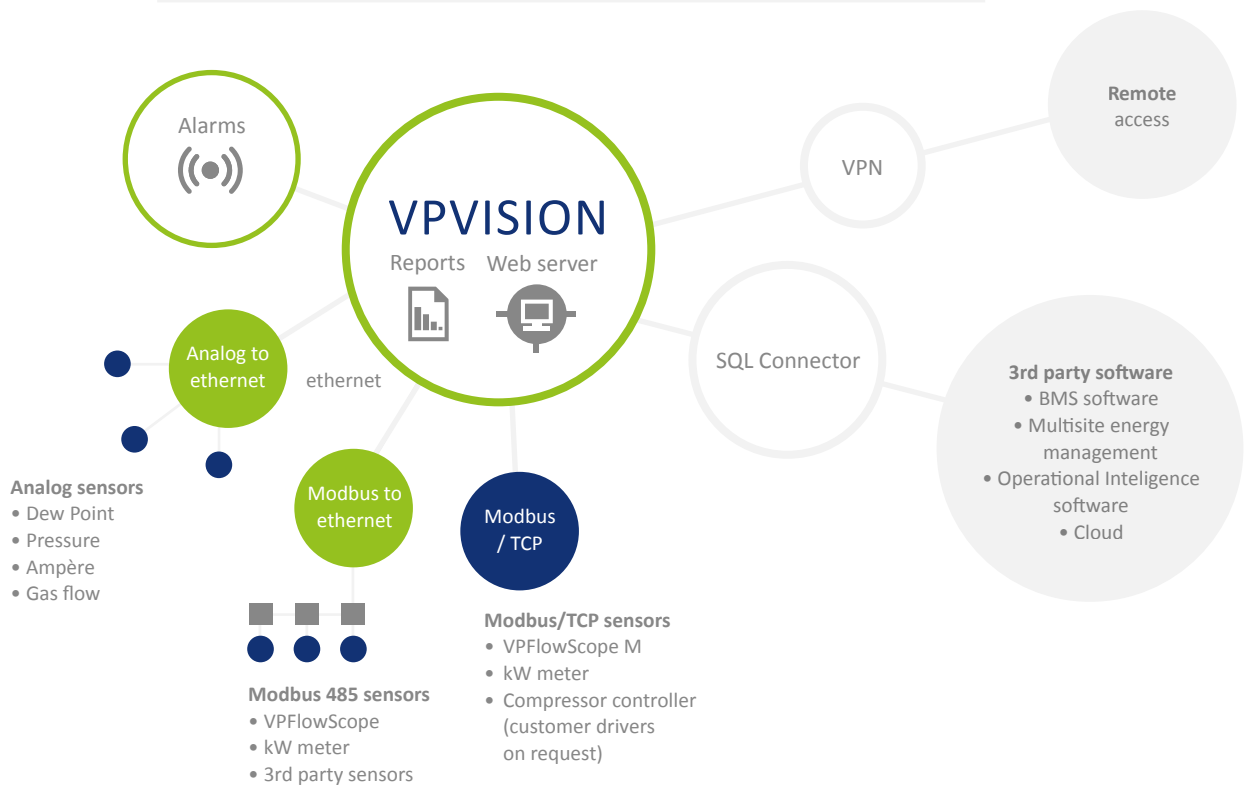
Technology

The VPVision software, pre-installed on a powerful industrial hardware platform. VPVision collects all data, once per second, and stores it securely in an SQL database. The data is made available real-time via a built-in web server. Users can see the data real time, get alarm messages and reports via e-mail.

The optional SQL connector module can be used to link VPVision data to third party software, for example a building management system or a global operational intelligence software solution.

VPVision connects seamlessly with the VPFlowScope® product family. It also connects with any 4..20 mA sensor, and Modbus/TCP devices, for example kW meters or the new VPFlowScope M.

A VPN connection is strongly advised, and mandatory for our remote service and support contracts.



Extension modules and additional services



In the P&ID module you can place real time widgets on a background diagram.

Alarms module

The alarms module is an extremely flexible signal analyzer which sends out e-mails when a signal or a signal combination is out of bounds. Configuration is intuitive, with a drag/ drop graphical interface.

SQL connector

The SQL connector enables you to access the VPVision system via standard SQL queries. The VPVision live data can be combined with other operational intelligence

P&ID Module + Plant Map

In the P&ID module you can place real time widgets on a background diagram. The P&ID module includes a clickable plant map, onto which you can upload a picture of your plant, and create clickable areas which lead you to the specific department pages.

Start up and commissioning

VPInstruments offers both distributors and end users a start-up and commissioning service. After all electric installation work has been completed, we can send one of our engineers to configure the entire system.

Solutions

VPVision is available in various configurations, each designed to maximize your Return on Investment. The VPPVision software is always pre-installed on the VPPVision M unit, which makes it very easy to deploy VPPVision within your factory.

For relatively small installations and companies taking a first step towards energy management, we offer the VPPVision Basic which includes a limited amount of channels, plus the automated report generation module.

For medium to large installations, we offer the VPPVision Advanced, which includes more channels of each type. Both versions can be expanded with optional remote I/O modules, software modules and additional channels. The system can grow as your energy management requirements grow.

VPPVision can be combined with an optional subscription contract which includes remote support. Contact us for more details about the VPPVision support and subscription options.

	BASIC	ADVANCED
Modbus channels	4	8
Analog channels	4	8
Virtual channels	4	8
P&ID module	Optional	Included
Extra channels	Optional*	
Web server	yes	
Report configurator	yes	
Alarms module	Optional	
SQL module	Optional	

*Additional analog and virtual software channels can be purchased separately. Analog IO modules can be used for up to 8 analog 4..20 mA sensors. When you exceed 8 analog channels, an additional I/O module is needed. Modbus I/O modules can accommodate up to 8 VPPFlowScopes. For further technical details on I/O hardware, please contact your local distributor. For remote support and updates, a VPN or 3G/4G connection is mandatory.



EASY INSIGHT IN ENERGY FLOWS®

VP Instruments

Buitenwatersloot 335
2614 GS Delft
The Netherlands

T +31 (0)15 213 15 80
info@vpinstruments.com
www.vpinstruments.com

VPVision real time energy monitoring

- ✓ Fast return on investment
- ✓ Easy to use
- ✓ Web based interface
- ✓ Flexible, Scalable
- ✓ Create awareness
- ✓ Find savings potential
- ✓ Allocate costs



INSTRUMENTS

Order today!

Please contact your local distributor for the various options and possibilities or contact us at www.vpinstruments.com