










Items	Pre-ride Check P. 35	Frequency *1								Annual Check	Regular Replace	Refer to page
		× 1,000 km	1	6	12	18	24	30	36			
		× 1,000 mi	0.6	4	8	12	16	20	24			
Fuel Line				I	I	I	I	I	I	I		-
Fuel Level		I										26
Throttle Operation		I		I	I	I	I	I	I	I		67
Air Cleaner *2						R				R		45
Crankcase Breather *3				C	C	C	C	C	C	C		68
Spark Plug				I	R	I	R	I	R			49
Valve Clearance				I	I	I	I	I	I			-
Engine Oil		I	R	R	R	R	R	R	R	R		51
Engine Oil Strainer Screen						C		C		C		-
Engine Oil Centrifugal Filter						C		C		C		-
Engine Idle Speed				I	I	I	I	I	I	I		-

### Maintenance Level

-  : Intermediate. We recommend service by your dealer, unless you have the necessary tools and are mechanically skilled. Procedures are provided in an official Honda Shop Manual.
-  : Technical. In the interest of safety, have your motorcycle serviced by your dealer.

### Maintenance Legend

- I** : Inspect (clean, adjust, lubricate, or replace, if necessary)
- R** : Replace
- C** : Clean
- L** : Lubricate

## Maintenance Schedule

Items	Pre-ride Check ☑ P. 35	Frequency *1								Annual Check	Regular Replace	Refer to page
		× 1,000 km	1	6	12	18	24	30	36			
		× 1,000 mi	0.6	4	8	12	16	20	24			
Drive Chain		Every 500 km (300 mi)										62
Brake Shoes Wear												59
Brake System												54-59
Brakelight Switch												60
Headlight Aim												70
Lights/Horn												-
Clutch System												-
Side Stand												61
Suspension												69
Nuts, Bolts, Fasteners												-
Wheels/Tyres												42
Steering Head Bearings												-

### Notes:

\*1 : At higher odometer reading, repeat at the frequency interval established here.

\*2 : Service more frequently when riding in unusually wet or dusty areas.

\*3 : Service more frequently when riding in rain or at full throttle.