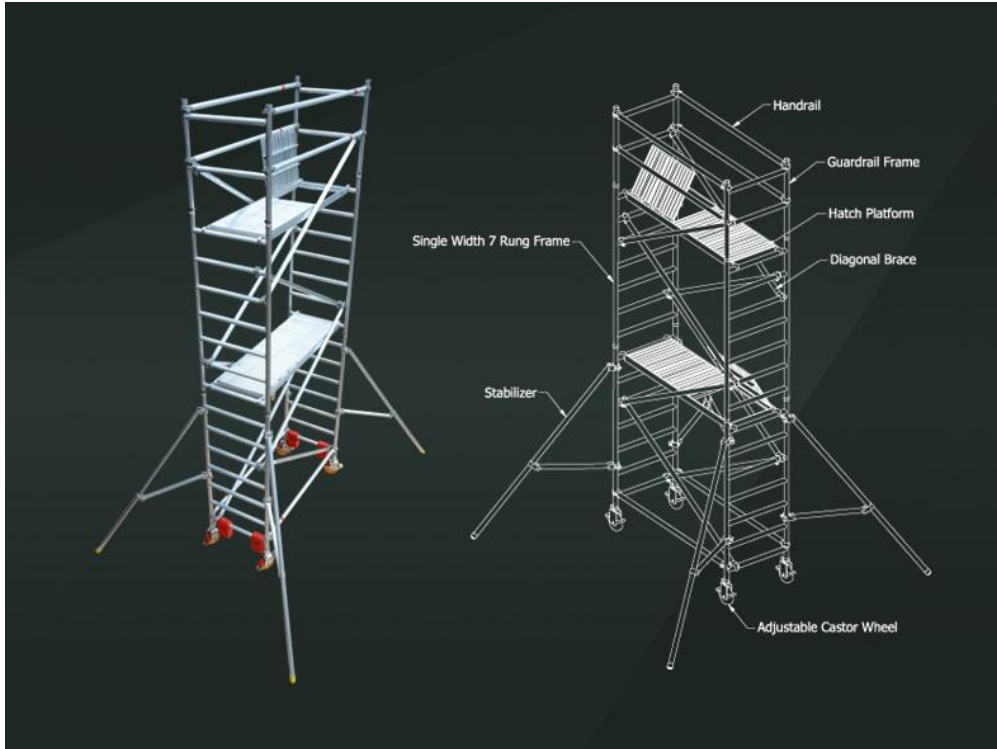


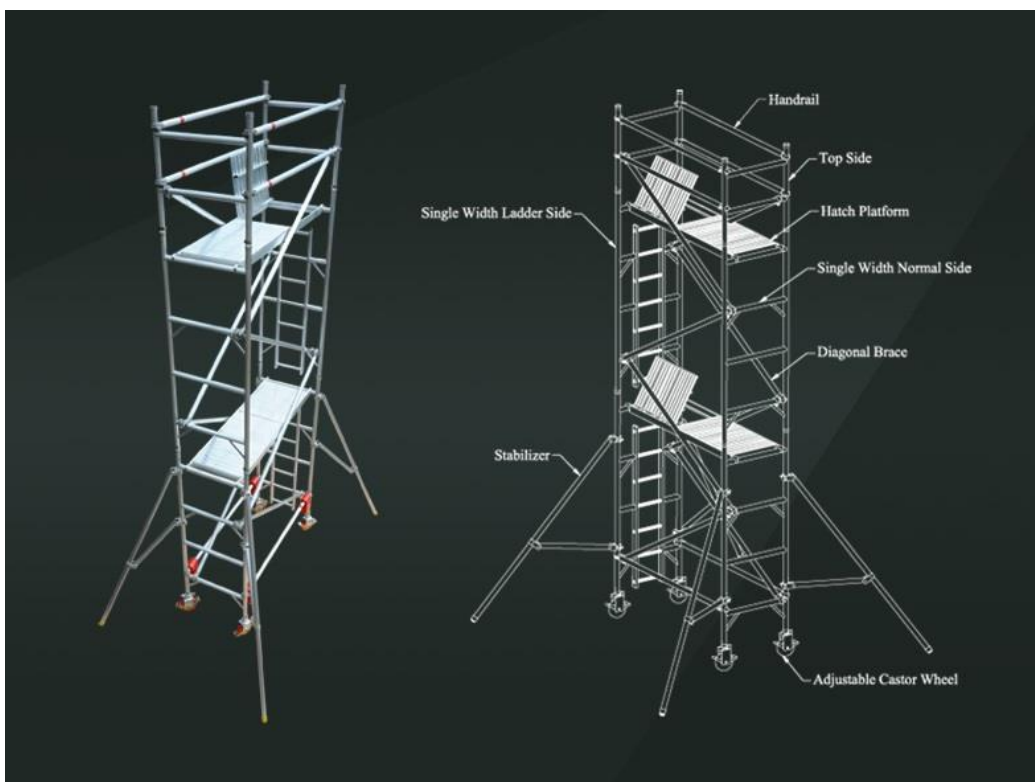


TYPES OF ALUMINIUM SCAFFOLDING TOWER

SINGLE WIDTH TOWER (SW1)

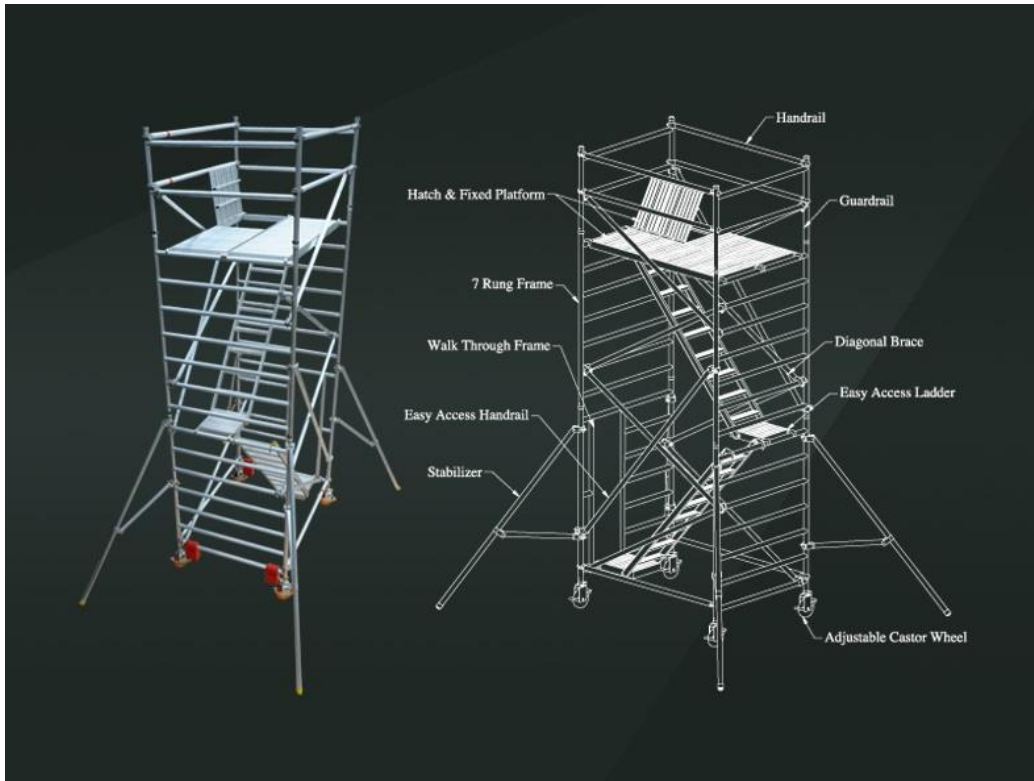


SINGLE WIDTH TOWER (SW2)

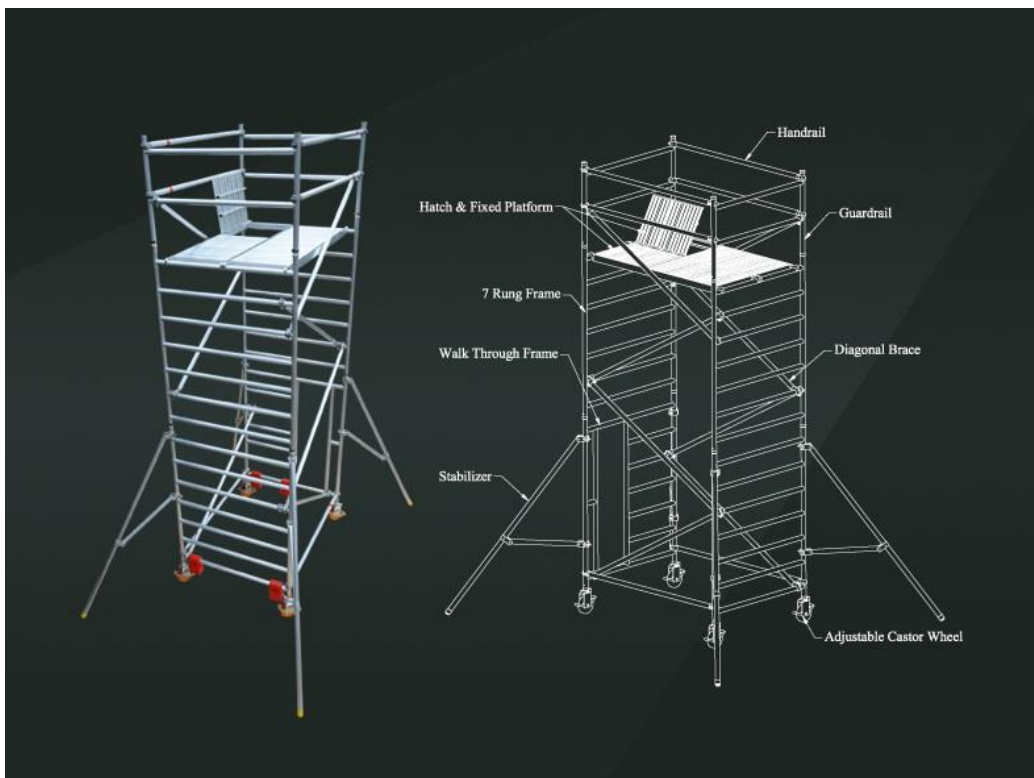




DOUBLE WIDTH TOWER-QUICK ACCESS (QDW1)



DOUBLE WIDTH TOWER-QUICK ACCESS (QDW2)





TOWER COMPONENT

FRAME SW: SINGLE WIDTH (0.85M/0.75M)



SWQTS / SWETS



SWQ4



SWQ5



SWQ7



SWE2



SWE3



SWE4



SWEL2



SWEL3



SWEL4



FRAME DW: DOUBLE WIDTH (1.48M/1.35M)



DWQTS / DWETS

DWE2

DWE3

DWE4



DWQ4

DWQ5

DWQ7

DWQ7WT



DWEL2

DWEL3

DWEL4

DWE4WT



BRACE & STABILIZER BAR



Diagonal Brace
2.0m (White)
2.5m (Green)
3.0m (Black)



Horizontal Brace
2.0m (Red)
2.5m (Blue)
3.0m (Yellow)



Stabilizer Bar 2.5m
Stabilizer Bar 4.25m



Stabilizer Bar 6.0m

PLATFORM & TOE BOARD



Fixed Platform 2.0m
Fixed Platform 2.5m
Fixed Platform 3.0m



Hatch Platform 2.0m
Hatch Platform 2.5m
Hatch Platform 3.0m



Single Width Toe
Board 2.0m, 2.5m,
3.0m



Double Width Toe
Board 2.0m, 2.5m,
3.0m

ADJUSTABLE LEG



Adjustable Leg with
Fixed Base Plate



Adjustable Leg with
Swivel Base Plate



Adjustable Leg with
8 in Castor Wheel



ACCESSORIES



Fixed Coupler



Parallel Coupler



Swivel Coupler



Ballast 20kg

EASY ACCESS LADDER



Easy Access Handrail



Easy Access Ladder
with Landing Platform



TOWER FEATURES

CASTOR WHEEL



Certified to DIN 4422 and HD 1004. Tough polyurethane castor wheel leave no marks on floor, and provide resistant to oil and chemical. It equipped with Double Foot Operation Pedals for better handling on brake and release function.

BRACE HOOK



A Self Locking brace with quick and simple release catches. Braces come with colour codes for individual models to ease stock management and for simple & quick erection.

PLATFORM



Aluminium platform, with long lasting and lighter design, provides larger opening, 700 mm, for easy access.

BALLAST



20 kg Ballast come with proper handle for added rigidity to the base.

FRAME



Frames are available in variance height. It provides greater flexibility to maximize versatility and choice of different to platform height. Built-in ladder gives increase user safety. Ribbed frame rungs are non-slip and provide secure handholds during erection and dismantling.

SWIVEL COUPLER AND PARALLEL COUPLER



To ease the assembly when erecting special design tower, such as, cantilever, twin tower and etc.

STABILIZER



3 different lengths of stabilizer provide better stability with more cost efficiency. 6 meters stabilizer longest in the range can be separated into half for better mobility and storage.

STABILIZER GRIP



Grooved grip of stabilizer ensures sliding of grip does not happen. Simple locking mechanism to allow erection of aluminium scaffold tower without using any tools.



BASE PLATE



Provide 2 types of aluminium base plate. Fixed base plate and swivel base plate are caters for different ground condition. Wide aluminium adjustable base plates design for better rigidity.

ADJUSTABLE LEG



350mm threaded track height on adjustable leg to provide better leveling and rigidity on the tower. Reserved 300mm non-threaded area to prevent fallen off from the frame by over adjusting it.

SPIGOT & SPRING CLIP



Shorter rib grip extrusion spigot eases erection & dismantling process and avoids the frames from sticking together. Spring clip as a captive locking device to provide additional safety by preventing the frame from being lifting unintentionally.

EASY ACCESS LADDER



Easy Access Ladder come with landing platform provides you easier and safer access to working platform. Side handrail designed to be use with Easy Access Ladder for better protection.



CONTACT US



Company Name	: Gorly Equipment Sdn Bhd
Company Registration No.	: 1153309-M
Company Address	: No 40-G, Jalan Biola 33/1, Elite Industrial Park, Seksyen 33,
City	: Shah Alam, Selangor
Country	: Malaysia
Postcode	: 40400
GPS Coordinate	: 3.027314, 101.549219
Hotline	: +6016-220 4844
Fax	: +603-5121 4395
Website	: www.gorlyequipment.com
Facebook (likes)	: www.facebook.com/gorlyeq
Instagram (follow)	: www.instagram.com/gorlyeq
Email	: sales@gorlyequipment.com

Thank you for choosing Gorly Equipment!