



Model: JLV-12060KA / JLV-24060KA



CE SELV IP67 STABLE STAR™ Award 2015

h)

Powermax™
Technology Inside

60W

Waterproof Power Supply (C.V.)

Model JLV-12060KA / JLV-24060KA
Input 170~250V AC
Output 12VDC 5A 60W / 24VDC 2.5A 60W

h 7

- Compact size, easy for installation
- High transfer efficiency
- Wide input range
- Stable constant voltage output
- IP67, both indoor & outdoor use suitable
- 100% full loading, 100% burn-in tested
- Overload/short circuit protection

MAIN ELECTRICAL DATA

AC Input

Input Voltage	170~250V
Input Frequency	50/60Hz
Efficiency (Typ.)	85%
Input Current	230V: 0.48A max.
Inrush Current	40A
Leakage Current	3mA/230VAC

DC Output

Output Voltage	12V	24V
Rated Current	5A	2.5A
Rated Power	60W	60W
Ripple & Noise (Max.)	<100mVp-p	<100mVp-p
Setup, Rise Time	1500ms/230VAC	1500ms/230VAC
Line Regulation	1%	1%
Load Regulation	1%	1%

Service Environment

Working Temp.	-30°C~50°C
Working Humidity	20~95%RH
Storage Temp.	-40°C~80°C
Storage Humidity	10~95%RH

Protection

Overload	Active when loading is over 110~120% Output Voltage drops if overloaded
Short Circuit	Hiccup-mode protection, automatically recover after fault condition is removed

Safety

Safety Standard	EN 61347-2-13
Withstand Voltage	I/P-O/P: 2500VAC/1min/<5mA
Isolation Resistance	I/P-O/P: >100M Ohms / 500VDC / 25°C / 70%RH

Product Information

Product o	195 x 52 x 35mm
Product ‡	550g

Packaging Information

h o	215 x 65 x 40mm
h ‡	600g


Installation Tips:

- Please identify the power supply's input and output before installation.
- Ensure correct output + & - wire connection.
- Power on after wire connection is done.
- To avoid voltage drop and loading capacity wasting on the output extension wire, please install the power supply to the loading as near as possible, if must use long extension wires, thicker wires and less loading wattage is required.
- The power supply to be installed at good ventilation and cooling environment.



Physical Drawing

Unit: mm



h)

Powermax™
Technology Inside

60W

Waterproof Power Supply (C.V.)

Model JLV-12060KA / JLV-24060KA

Input 170~250V AC

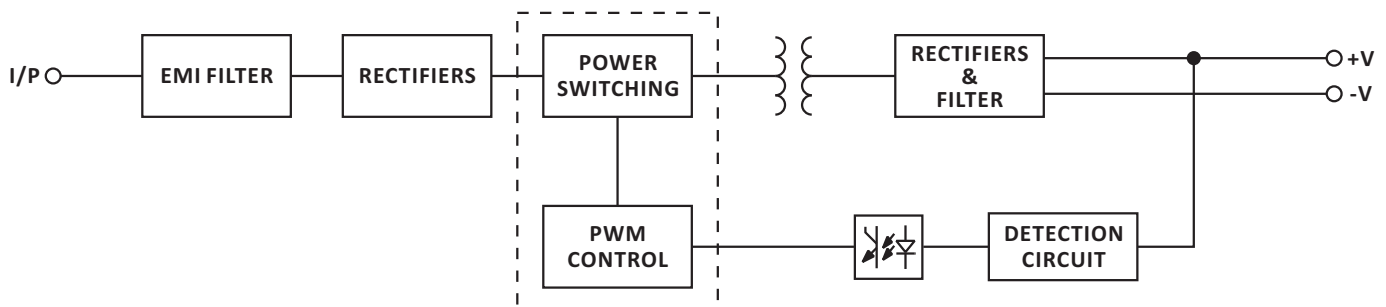
Output 12VDC 5A 60W / 24VDC 2.5A 60W

Input: 3x0.75mm² wire, Brown L, Blue N
200mm length

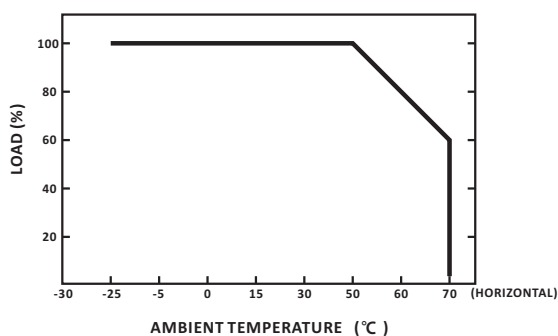
Output: 2x0.75mm² wire, Red +, Black -
200mm length

Housing: Aluminium

Block Diagram



Derating Curve



Static Characteristics

