

HF9312

HALF-SIZE CRYSTAL CAN HERMETICALLY SEALED ELECTROMAGNETIC RELAY WITH ESTABLISHED RELIABILITY



Features

- Load can be 5A 28Vd.c
- Failure rate can be Level M
- High pure nitrogen protection
- High ambient applicability
- All metal welded construction,

Conform to GJB65B-99 (Equivalent to MIL-PRF-39016)

AMBIENT ADAPTABILITY

Ambient grade	I	II	III
Ambient temperature	-55 °C to 85 °C	-55 °C to 85 °C	-65 °C to 125 °C
Humidity			98 %, 40 °C
Low air pressure	58.53 kPa	4.39 kPa	4.39 kPa
Sine vibration	Frequency	10 Hz to 1000 Hz	10 Hz to 2000 Hz
	Acceleration	147 m/s ²	196 m/s ²
Shock resistance	490 m/s ²	735 m/s ²	980 m/s ²
Random vibration	—	20 (m/s ²)/Hz	40 (m/s ²)/Hz
Steady-state acceleration			490 m/s ²

CONTACT DATA

Ambient grade	I	II	III
Arrangement			2 C
Contact resistance	Initial max.		50 mΩ
	After life max.		100 mΩ

Contact ratings

Ambient grade	Contact load	Type	Electrical life min.
I	5 A 28 Vd.c.	Resistive	2 x 10 ⁴ OPS
II	5 A 28 Vd.c.	Resistive	5 x 10 ⁴ OPS
	2 A 115 Va.c.	Resistive	1 x 10 ⁵ OPS
III	5 A 28 Vd.c.	Resistive	1 x 10 ⁵ OPS
	50 μA 50 mVd.c.	Low level	1 x 10 ⁵ OPS



HONGFA HERMETICALLY SEALED RELAY

SPECIFICATION

Ambient grade	I	II	III
Insulation resistance min.	1000 MΩ (@ 500 Vd.c.)	10000 MΩ (@ 500 Vd.c.)	10000 MΩ (@ 500 Vd.c.)
Dielectric strength min. (Normal condition)	Between open contacts	500 Vr.m.s.	500 Vr.m.s.
	Between contact & coil	750 Vr.m.s.	1000 Vr.m.s.
	Between contact & cover	750 Vr.m.s.	1000 Vr.m.s.
	Between contact group	750 Vr.m.s.	1000 Vr.m.s.
	Between coil & cover	500 Vr.m.s.	500 Vr.m.s.
Dielectric strength min. (Low air pressure condition)	300 Vr.m.s.	350 Vr.m.s.	350 Vr.m.s.
Leakage rate max.	1 Pa·cm ³ /s	1 x 10 ⁻¹ Pa·cm ³ /s	1 x 10 ⁻³ Pa·cm ³ /s
Operate time max.	6 ms		
Release time max.	4 ms		
Mounting style	See the mounting dimension		
Terminals	See the terminal styles		
Work position	Random		
Weight max.	13 g		

COIL DATA

Norminal coil power	Approx.1.2W
---------------------	-------------

Coil Version

Vd.c.

Order Number	Coil voltage		at 25 °C				-65°C to 125°C		
	Nominal voltage	Value max.	Coil resistance (1±10%) Ω	Pick-up voltage max.	Hold voltage max.	Drop-out voltage min.	Pick-up voltage max.	Hold voltage max.	Drop-out voltage min.
005	5	6.0	21	3.0	1.65	0.29	4.2	2.4	0.21
006	6	7.5	30	3.6	2.00	0.35	5.1	2.9	0.25
009	9	11.8	68	5.4	3.00	0.52	7.7	4.3	0.38
012	12	15.0	125	7.3	4.00	0.70	10.5	5.8	0.50
024	24	28.8	480	14.8	7.50	1.20	20.8	11.6	0.90
027	27	32.0	600	16.0	8.50	1.50	22.5	14.0	1.00

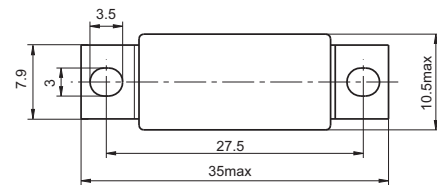
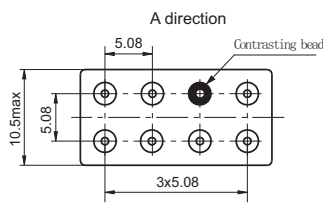
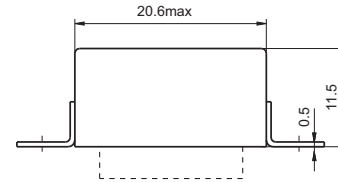
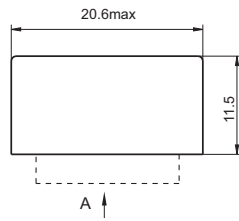
Notes: We can offer many kinds of coil voltage under the requirement of users.

ORDERING INFORMATION

Type	HF9312	-012	M	-0	1	- I
Order Number	005、006、009、012、018、027					
Failure Rate	L: Failure rate level L (level III products available) ¹⁾ M: Failure rate level M (level III products available) ¹⁾ Nil: Without failure rate requirement(level I ,II ,IIIproducts available)					
Mounting Style	0, 1, 2, 3 (See the mounting dimension)					
Terminals Style	1, 4 (See " Terminal styles " below)					
Ambient Grade	I : level I II : level II III: level III					

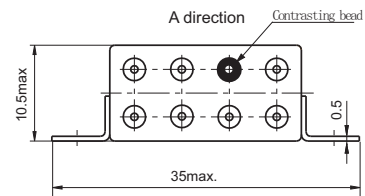
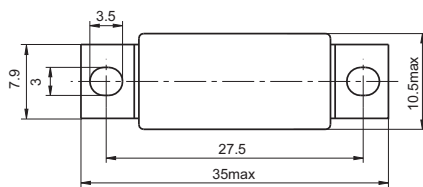
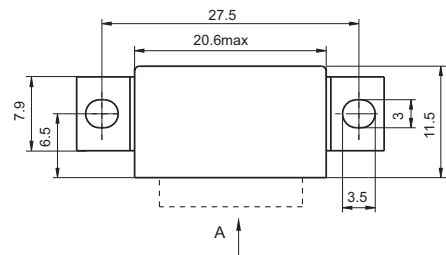
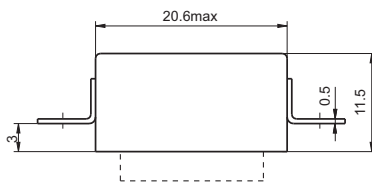
Notes: ¹⁾ For the failure rate of L or M ,the letter "III" of ambient grade level will not appear on relay cover.

Outline Dimension



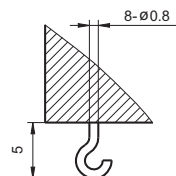
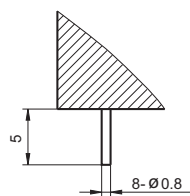
Mouting style 0

Mouting style 1



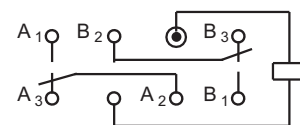
Mouting style 2

Mouting style 3



Terminal style 1
(Solder pin)

Terminal style 4
(Solder hook)



Wiring Diagram
(Bottom View)

Disclaimer

This datasheet is for the customers' reference. All the specifications are subject to change without notice.

© Xiamen Hongfa Hermetically Sealed Relays Co., Ltd. All rights of Hongfa are reserved.