该产品符合最新国标《电动汽车传到充电用连接装置》符合国标GB/T20234.3-2015要求

The product comply with the latest national standard GB/T20234.3-2015 "Electric Vehicle Charging Connection device"

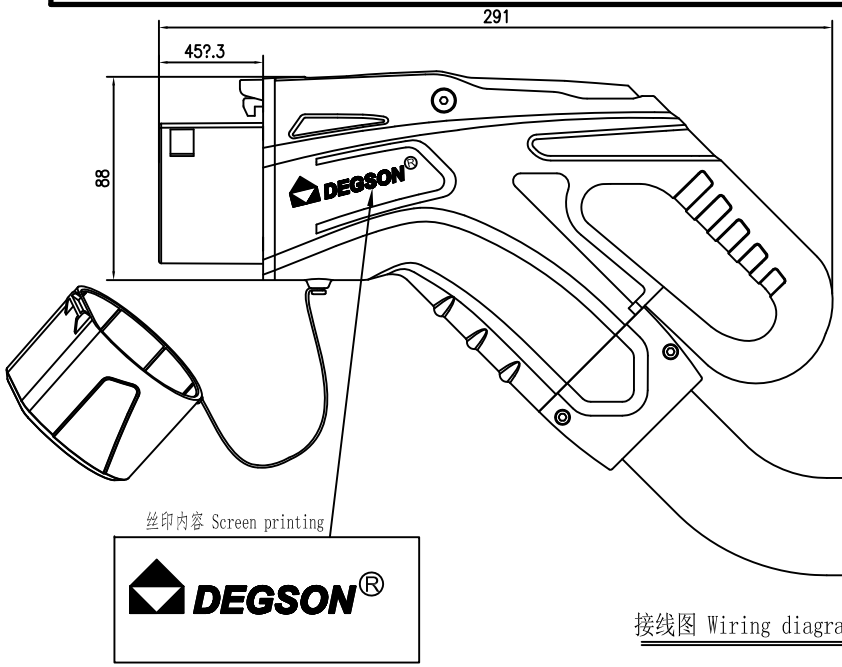

激光打标内容 The laser marking content

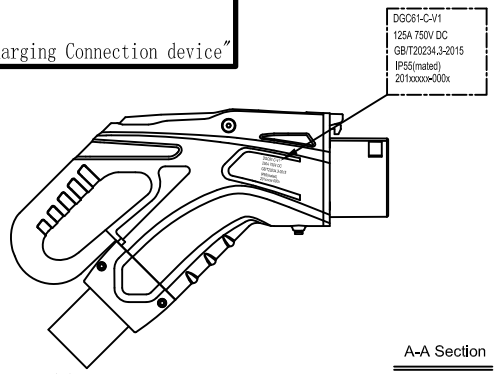

插针排布图 Pin arrangement

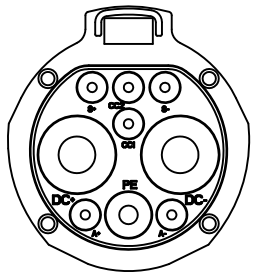

A-A Section

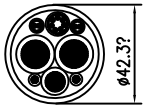

线标Line marked

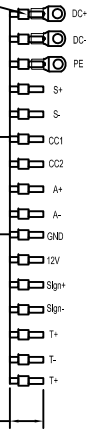

电机式电子锁控制原理 Electronic lock control principle diagram:
为电子锁提供一个正向12V和反向12V的电源控制电路 Provide an forward 12 v and an reverse 12 v power supply control circuit for electronic lock;
额定电压：12V Rated voltage;
电压范围Voltage range: 9V-15.5V ;
最大电流 Maximum current: 3.2A;
触发时间 Triggering time: 0.2S<T<10S;
1.当提供正向12V电源时，电子锁的顶杆伸出，微动开关检测信号为断开 When supplying the forward 12V power, the plunger of electronic lock protrudes , and the signal of micro switch is "off";
2.当提供反向12V电源时，电子锁的顶杆缩回，微动开关检测信号为导通 When supplying the reverse 12 v power, the plunger of electronic lock retracts, and the signal of micro switch is "on";
3.当出现异常不能正常自动解锁，则需要手动解锁 When there is abnormal that cannot unlock automatically, you need to unlock manually.

接线图 Wiring diagram

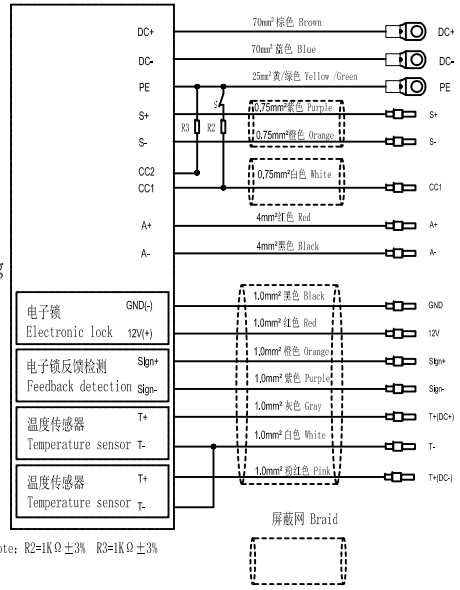

车辆插头
Vehicle plug

注 Note: R2=1KΩ±3% R3=1KΩ±3%

Customer Drawing

电子锁控制原理图 Electronic lock control principle diagram

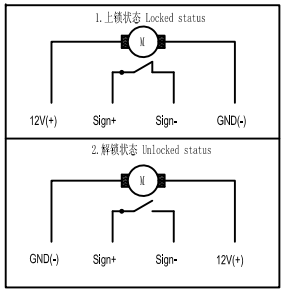

技术参数 Technical parameters	
额定电压 Rated voltage	750V DC
额定电流 Rated current	250A DC
工作温度 Temperature range	From -30° C to +50° C
绝缘电阻 Insulate resistance	>10MΩ , 1000V DC
耐电压 Bear voltage	DC+,DC-与PE之间 >3500V AC
	DC+,DC-之间 >3500V AC
防护等级 Ingress protection	IP54,IP55(插合后)
绝缘体阻燃等级Flame retardancy	UL94-V0
插拔次数 The insertion/pullout times	>10,000次
插拔力 Insertion/pullout force	<140N
参考标准 Standart	GB/T 20234.3-2015

线性尺寸范围 .XX	.X
0-6	±0.05 ±0.1
6-30	±0.1 ±0.2
30-120	±0.15 ±0.3
120-400	±0.2 ±0.5
400-1000	±0.3 ±0.8
1000-2000	±0.5 ±1.2
角度尺寸范围 .XX	.X
±0.5	±1°

PLASTIC DRAWING FRAME	MATERIAL:	SURFACE FINISH:	
PART NO.:	宁波高松电子有限公司 NINGBO DEGSON ELECTRICAL CO.,LTD		
APPD:	NAME: 国标直流充电枪（250A）DC charging device of vehicle side conforming to National standard		
CHKD:			
DRFT:	TITLE: 接线图 Wiring diagram	REV	D0-1
THIRD ANGLE PROJECTION	DRAWING NO.:	SHEET	1/1
	MM (INCH)	SCALE	3/1