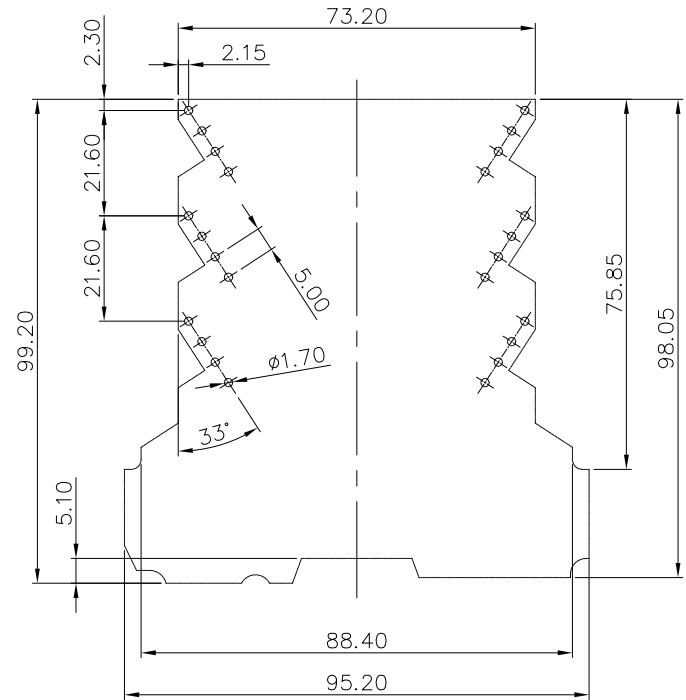
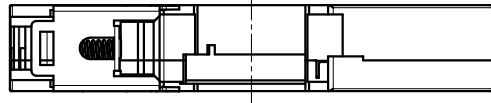
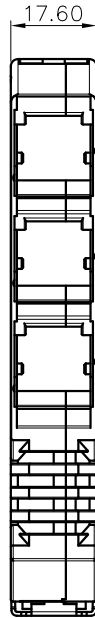
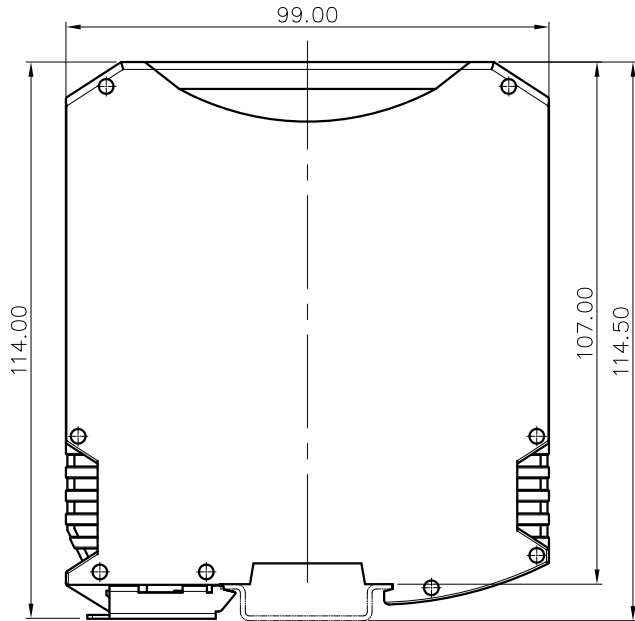
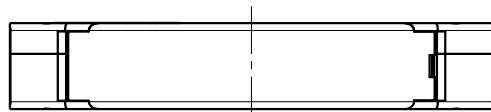


REVISION RECORD				
REV	ECN	DESCRIPTION	DRFT	DATE



PCB LAYOUT

NOTES:

- 1.Dimension shall be interpreted per ASME Y14.5-2009
- 2.Poles : N=03P
- 3.Operating temperature: -40°C~+105°C
- 4.Undimensioned tolerances:

Pitch range in mm		Nominal dimension range in mm					Tolerances			
TO	Over TO	TO	Over TO	Over TO	Over TO	0.1/10	±			
6	10	30	60	100	150		±2'			
6	24	30	60	100	150					
		±0.15	±0.20	±0.30	±0.30	±0.50	±0.70	±1.00	±1.30	

5.RoHS Compliance

FMEH - 03P - 1Y - 00A (H)
 (Series No.)(Poles)(Single Pitch) (Color):1.(Grey) 2.(Blue)
 3.(Black) 4.(Green)
 5.(Orange) 6.(Red)
 7.(Transparent)
 8.(Yellow) 9.(White)
 (RoHS)
 00A-(Standard)

DETACHED LISTS	PART NO.:	NINGBO DEGSON ELECTRICAL CO., LTD		
	APPD:	NAME: FMEH-03P-1Y-00A(H)		
	CHKD:	TITLE: CUSTOMER DRAWING		
	DRFT:	DRAWING NO.:		REV
THIRD ANGLE PROJECTION		MM (INCH)	DO NOT SCALE DRAWING	DO
		SCALE	1:1	