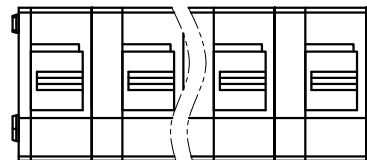


REVISION RECORD				
REV	ECN	DESCRIPTION	DRFT	DATE

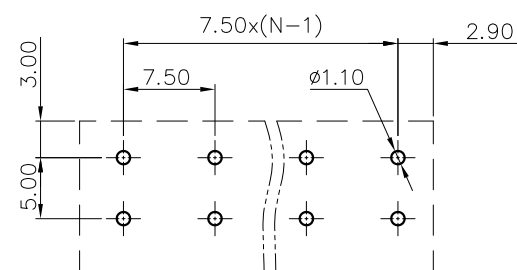
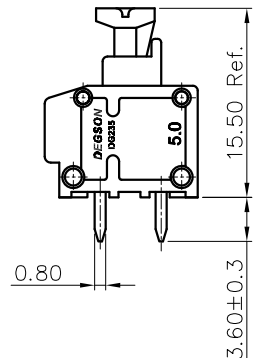
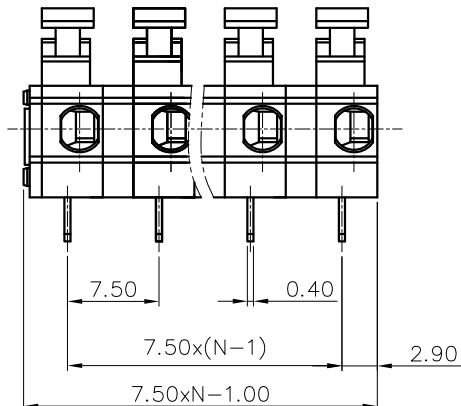
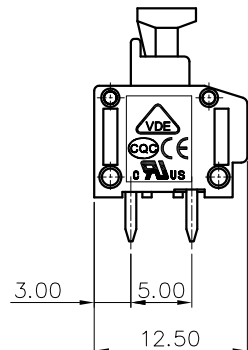


NOTES1:
 UL Standard
 1.Rated voltage/current : 300V / 5A
 2.Wire range : 20~18AWG
 IEC Standard
 1.Rated voltage/current : 450V / 15A
 2.Wire range : 0.2~1.5mm²(str)
 0.2~2.5mm²(sol)

NOTES2:
 1.Dimension shall be interpreted per ASME Y14.5-2009
 2.Pitch : 7.50mm, Poles : N=01~XXP
 3.Stripping length : 9~10mm
 4.Withstanding voltage : AC2500V/1Min.
 5.Operating temperature: -40°C~+105°C
 6.Undimensioned tolerances:

Pitch range in mm		Nominal dimension range in mm						—	∠
TO 6	Over 6 TO 10	Over 10 TO 24	Over 30 TO 60	Over 60 TO 100	Over 100 TO 150	Over 150	0.1/10		
±0.15	±0.20	±0.30	±0.30	±0.50	±0.70	±1.00	±1.30	±2°	

7.RoHS Compliance



PCB LAYOUT

DG235 - 7.5 - XXP - 1Y - 00A (H)
 (Series No.) (Pitch) (Poles) (Single Pitch) (Color): 1.(Grey)
 2.(Blue)
 3.(Black)
 4.(Green)
 5.(Orange)
 6.(Red)
 7.(Transparent)
 8.(Yellow)
 9.(White)

DETACHED LISTS	PART NO.:	/			
	APPD:	/			
	CHKD:	/			
	DRFT:	/			
	NAME:	宁波高松电子有限公司 NINGBO DEGSON ELECTRICAL CO., LTD			
	TITLE:	CUSTOMER DRAWING		REV	DO
	DRAWING NO.:	/		SHEET	1/1
	THIRD ANGLE PROJECTION	MM (INCH)	DO NOT SCALE DRAWING	SCALE	1:1